

MADE
IN
ITALY

GENERAL CATALOGUE 2024



P190580ENG - a_027366



safeguarding your security



safeguarding your security

2024

**FOR 50 YEARS
SAFEGUARDING
YOUR SECURITY**



PRODUCT TESTING AND COMPLIANCE CERTIFICATES

On request, our different categories of product may be accompanied by documents testifying product certification and/or that the product has passed compliance testing for applicable standards.

Contact the company for more information on the products for which certification or compliance testing documentation is available.

ICIM CERTIFIED PRODUCTS








TYPE	PRODUCT	STRING	REFERENCE STANDARD
HOME SAFE	PERSONAL-NO PROBLEM-CONCRET-CASH-UNDER	S2	EN 14450
SECURITY CYLINDERS	CHAMPIONS CYLINDER	1-6-0-B-0-C-6-D	EN 1303
ELECTRONIC LOCKS	B-NOVA LOCKS	2-S-9-A-0-M-6-1-3	EN 14846
	B-NOVA LOCKS in combination with the 94.054 reinforcement plates	2-S-9-A-0-M-7-1-3	EN 14846
DOUBLE-BITTED LOCKS	RIM LOCKS / MORTISE LOCKS	3-S-5-B-0-G-7-E	EN 12209
LOCKS FOR CYLINDER	RIM LOCKS / MORTISE LOCKS	3-X-5-B-0-G-7-0	EN 12209
	RIM LOCKS / MORTISE LOCKS 82 SERIES in combination with the 94.054-94.320 reinforcement plates	3-X-5-A-0-G-7-0	EN 12209
3DKEY LOCKS	LOCKS	3-X-5-B-0-G-7-0	EN 12209
	NUCLEO	1-6-0-A-0-C-6-D	EN 1303
SECURITY LOCKS WITH PANIC DEVICE	GORILLA AUTOMATIC - PANIC EXIT DEVICE	3-7-7-B-1-4-2-1-A-B	EN 1125
	GORILLA AUTOMATIC - OPERATED BY LEVER	3-7-6-B-1-4-5-2-A-B	EN 179
	GOOUT - PANIC EXIT DEVICE	3-7-7-A-1-4-2-2-A-B	EN 1125
	GOOUT - OPERATED BY LEVER	3-7-7-A-1-4-5-2-A-B	EN 179

ICIM TESTED PRODUCTS



HOME SAFE FOR PRIVATE USE	HYPER SAFE		EN 1143
ACCESSORIES	DEFENDER	4 (SEVENTH DIGIT)	EN 1906
	96251 SWITCHLOCKS	3-3-/-1-1-4-3-2-1-3	EN 12209

CERTIFICATIONS AND INTERNATIONAL TEST

HOME SAFE FOR PRIVATE USE	• Test	MABISZ / HUNGARY	
SECURITY CYLINDERS	• Test	MABISZ / HUNGARY	
		DIN 18252 / GERMANY	
		BSI-TS007 / UK	
LOCKS	• Certificato	CNPP A2P / FRANCE	
	• Test	MABISZ / HUNGARY	

N.B. Mottura products are not guaranteed for uses/applications with conditions and characteristics other than those expressly indicated in the catalogue and/or instruction manual. Please contact the manufacturer for any queries.

FUNCTION SYMBOLS USED

	Double Bitted Lock		Lock with bolts operated from knob	B	Lock with bolt reinforcement. Indicates a lock with internal reinforcement to offer maximum protection against attempts to force the bolt into the lock itself.
	Dependent locks (A must be used before B)		Lock with cylinder fastened with lock plate screw	T	Lock with burglar-proof cylinder extraction protection. A patented system that irreversibly blocks the bolts in the case of an attempt to forcefully extract the cylinder when the door is closed.
	Independent locks (A and B may be used in any order)		Lock with cylinder fastened with patented Mottura fitting - 85 SERIES (lock plate screw not used)	Q	Lock with B+T system.
	Multifunctional lock without keyhole cover		Lock with cylinder fastened with Mottura fitting - 84 SERIES		Lock with position indicator system.
	Multifunctional lock with keyhole cover The keyhole is covered by a manganese plate		Lock with two possible cylinder fastening solutions (with Mottura fitting or with lock plate screw)		Gear lock
	Lock with bolts operated from knob, which is blocked after locking with key		Actuator pin on SERIES 87 Activates / deactivates the quick opening function from the inside		Gear lock 54J SERIES (upper lock)
	Lock with AC power (12V)		Type and number of batteries		

DEFINITION OF LOCKED

With regard to the functions and security of the lock, the lock itself is only considered "LOCKED" when **ALL THE TURNS OF THE LOCK HAVE BEEN PERFORMED**. As a result, a door closed simply with the latchbolt is not considered "LOCKED".

GENERAL SCHEME FOR DOUBLE LOCKS

LOCKING TYPE

	MULTIFUNCTIONAL double bitted + double bitted	MULTISYSTEM double bitted + cylinder with lock plate screw	MULTISYSTEM double bitted + cylinder with Mottura fitting	MULTIFUNCTIONAL cylinder with Mottura fitting + cylinder with lock plate screw and/or Mottura fitting	MULTIFUNCTIONAL cylinders with Mottura fitting	MULTIFUNCTIONAL cylinders with lock plate screws
INDEPENDENT LOCKS						
DEPENDENT LOCKS						

N.B.
 INDEPENDENT LOCKS = no mandatory unlock/lock sequence
 DEPENDENT LOCKS = mandatory unlock/lock sequence. First **A** then **B**

GLOSSARY OF MAIN TECHNICAL TERMS USED

SERVICE KEY

A key that operates the latchbolt only (unique to each lock); available for double-bitted locks.

CONSTRUCTION KEY

A key that operates the latchbolt and turns of all the doors in a construction site (identical for all locks) or, on request, of individual doors.

Available for Replay locks, cylinders in KA or with Vario.

Y TYPE KEY

A key that is unique to each lock that operates the latchbolt and two turns. Available only for standard 4-turn double bitted locks.

MATIC KEY

A construction key that operates the latchbolt and two turns and which is automatically disabled once the owner's key is inserted (unique for each lock).

MYKEY - TYPE KEY

Copy-protected double bitted key with owner's card.

LOCK PLATE SCREW

Screw for fastening the cylinder to the lock through the threaded hole on the lock forehead.

MOTTURA FITTING CYLINDER FASTENER

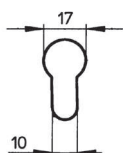
A special cylinder fastener system applied from the inner side of the door.

RECODABLE SYSTEM

A system allowing the key coding to be changed whenever required and as many times as required. Only available ONLY on Replay locks.


VARIO SYSTEM

A system allowing the key coding for cylinders to be irreversibly modified multiple times (in the event of loss of theft of keys).

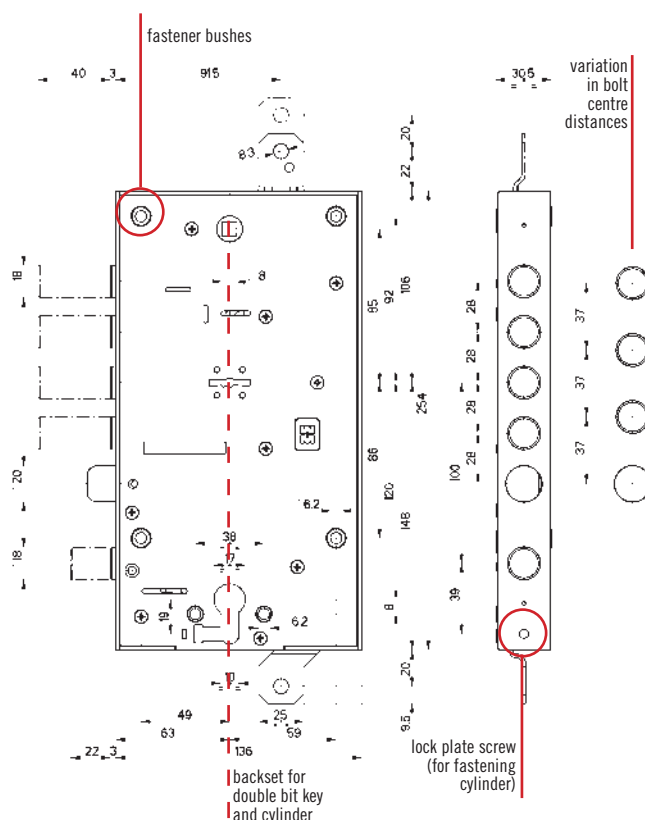




EUROPROFILE CYLINDER

A standardised configuration for European cylinders.



- | | | |
|--------------------------------------|--------------------------------------|---|
| 1 top/bottom | 5 EASY-GO replacement kit | 9 entrance for Europrofile cylinder with Mottura fitting |
| 2 square hole for door handle | 6 latchbolt | 10 lock face plate |
| 3 bolts | 7 Lower bolt opening limiters | 11 striker plate |
| 4 internal escutcheon | 8 lateral fastener points | 12 external escutcheon |





EUROPROFILE SECURITY CYLINDERS



DEFENDER®



3DKEY LOCKS



POWERED ELECTRONIC LOCKS



CUPBOARD SAFES FOR HOTEL, RESORT, SHIPS HOME SAFES




RIM LOCKS



MORTISE LOCKS



DOUBLE-BITTED LOCKS



CYLINDERS LOCKS



AUTOMATIC LOCKING SECURITY LOCKS



SPARE PARTS FOR SAFES PUMP-CYLINDER - LOCKS



ESCUTCHEONS



SWITCHLOCKS



ACCESSORIES





MADE
IN
ITALY

CYLINDER

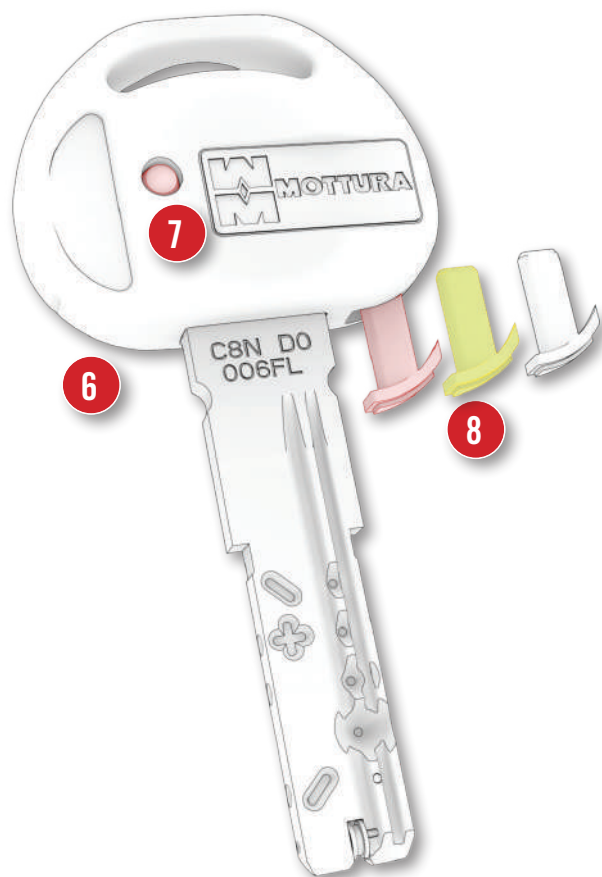

EUROPROFILE SECURITY CYLINDERS



safeguarding your security

MCHAMPIONS

HIGH SECURITY CYLINDERS



- 1 **Mottura MM key profile** 
- 2 **Anti snap** shear in the event of break-in
- 3 **Updated internal anti-burglary devices** to counter the most common picking techniques, key decoding and break-in attempts

- 4 **Bumping and Picking resistant.** Test report BSI (C10-PRO/MODULAR C28PLUS - C39)
Certified by ICIM (CP6 - C55).



- 5 **Tracing resistant:** coding is protected against break-in techniques based on the "tracing" or "impression" of the key.



- 6 **Key head, for GOLD series only,** ergonomic for a more comfortable use. The technical setup provides strength and security.

- 7 **Round colourful inserts** to make to keys easy to recognize. **They only have visual function.** A touch of colour for the new key heads

- 8 **Triangular colourful key head shells** (Champions C55) to easily identify the key function

PLATINUM
SERIES




C3D



5 surfaces
EXCLUSIVE SECURITY



PROTECTED and CONTROLLED key
duplication ONLY in Mottura



C55



Triple power
TOP SECURITY



PROTECTED and CONTROLLED key
duplication ONLY in Mottura



GOLD
SERIES



CP6



Multidesmo power
ANTI-TRACING



Duplication protected
ONLY in Mottura Clubs



C39



Magnet power
ANTI-PICK



Duplication protected
ONLY in Mottura Clubs



C28PLUS



Mobile element
DUPLICATE PROTECTION



Duplication protected
ONLY in Mottura Clubs



SILVER
SERIES



PRO/MODULAR



Mathematical key
DUPLICATE PROTECTION



Duplication only at
Authorized Centers and Mottura Club



C10




Profile controls
BASIC PROTECTION



Key duplication at qualified
dealers or Mottura Centres






FINISHES

Brushed nickel-plated finish to better integrate with the supplied accessories (on request in brushed brass finish)


DOUBLE CYLINDERS KEY / KEY

On request also available in the EMERGENCY function version (opens from the outside even with the key inserted inside)




KEY / ADJUSTABLE KNOB PROVISION

Adjustable Knob \varnothing 8 mm




CYLINDERS WITH KNOB PROVISION

Knob attachment \varnothing 8mm



THUMB TURN CYLINDERS

Knob attachment \varnothing 8mm
Removable knob




HALF CYLINDER

For 14/20 mm thickness locks



HALF CYLINDER

For 30 mm thickness locks



MOTTURA CHAMPIONS® SECURITY CYLINDERS CERTIFIED UNI EN 1303 HIGHLY RESISTANT TO BUMPING AND PICKING

Mottura Champions® security cylinders are certified by ICIM INSTITUTE, according to the European reference standard UNI EN 1303, and achieved the maximum degree in any parameter required as HIGHLY resistant to bumping and picking.



Category of use ①	Durability ②	Door mass ③	Suitability for use on fire/smoke doors ④	Safety ⑤	Corrosion resistance ⑥	Key security ⑦	Drill resistance ⑧
1	6	0	B	0	C	6	D

C10 - CP4 - MODULAR C28 PLUS - C39 CERTIFIED by the ICIM body as resistant to picking TESTED as resistant to bumping and picking (according to BSI / TS007).



"picking" resistance ⑨	"bumping" resistance ⑩
Pass	X

CP6 - C55 CERTIFIED by the ICIM body as resistant to bumping and picking

- ① Used by people who know how to use it and with little possibility of misuse
 - a single class characterized by the No. 1
- ② Maximum resistance obtainable in duration testing (100,000 cycles)
 - The reference standard foresees 3 levels:
 - Level 4 - 25000 cycles
 - Level 5 - 50000 cycles
 - Level 6 - 100000 cycles
- ③ No requirement requested
- ④ Suitable for use on smoke/fire proof doors.
 - The reference standard foresees 2 levels:
 - Level 0 - unsuitable for use on smoke/fire proof doors
 - Level A - suitable for use on smoke proof doors
 - Level B - suitable for use on smoke/fire proof doors
- ⑤ No requirement requested, referring to the safety of persons (safety)
- ⑥ Maximum classification, high resistance to corrosion (96h) and temperature
 - The reference standard foresees 4 levels:
 - Level 0 - no requirement of corrosion and temperature resistance
 - Level A - high resistance to corrosion and no requirement to temperature resistance
 - Level B - no requirement of corrosion resistance and temperature resistance from -20°C÷+80°C
 - Level C - high resistance to corrosion and temperature from -20°C÷+80°C
- ⑦ Maximum classification in terms of key identification requirements.
 - The reference standard foresees 6 levels:
 - One of the characteristics is the number of different possible combinations ranging from a minimum of 100 combinations (level 1) to a maximum of at least 100,000 (level 6)
- ⑧ Maximum classification in terms of resistance to drilling and mechanical forcing.
 - The reference standard foresees 3 levels:
 - Level 0 - no resistance requirement to drilling/mechanical forcing
 - Level A - 3/5 minutes of resistance to drilling/mechanical forcing except plug/cylinder extraction
 - Level B - 5/10 minutes of resistance to drilling/mechanical forcing except plug/cylinder extraction
 - Level C - 3/5 minutes of resistance to drilling/mechanical forcing
 - Level D - 5/10 minutes of resistance to drilling/mechanical forcing
- ⑨ Resistance to "PICKING"
- ⑩ Resistance to "BUMPING"

The packaging of the security cylinder resistant to Bumping are marked with the acronyms **BKC**.

Download the certificates and Test Reports directly from our site
<https://www.mottura.it/en/download/product-certifications/high-security-cylinders-certifications>




CHAMPIONS

HIGH SECURITY CYLINDERS



Snapping protection

Champions® cylinders are designed so such that, in the event of a break-in, a cut favors the controlled breaking of the cylinder, avoiding that a passage hole remains open on the lock, from which the door could be opened. However, it is still possible to open with the key from the outside.



ENSURE THE BEST PROTECTION FOR YOUR HOME



MAXIMUM PROTECTION of the cylinder with **MOTTURA Defender® (DF..-TOP SYSTEM-BASIC)** to protect the key entry by the action of an external agent (flexible, drill, pliers, cutter, iron pipe).



Keys duplication

The key blanks managed and controlled at source by Mottura Spa, are distributed exclusively to the Mottura Clubs and therefore constitute the best guarantee against unauthorised duplication.

The MM profile characterizes the section of all Champions® keys.



Apply with confidence to the authorized centres showing this mark. A consultant will give you the right advice for every need.



KEY COLORS AND DESIGN

with key head, **ONLY** for the **GOLD** series, even more ergonomic to make use more comfortable. Technical setup that conveys **robustness** and **safety**.

COLORED INSERTS ON THE KEY HEAD

Colourful plastic pin to make the key easy to be recognized. **This part has aesthetic meaning only.** An additional touch of colour for the new grips.



Triangular colourful inserts to identify the function according to the **MASTER** system



CA - CONSTRUCTION KEY
VARIO - KEY "A"
TANDEM CA - CONSTRUCTION KEY

CA - MASTER KEY
VARIO - KEY "B"

VARIO - KEY "C"
TANDEM - MASTER KEY

TANDEM - SERVICE KEY
WITHOUT INSERT



Colourful key head shells to identify the function according to the master system.

CHAMPIONS

HIGH SECURITY CYLINDERS

Personalized

Several type of customizations are available on Champions® cylinders :

- grip color different from standard
- protected Key profile
- Neutral packaging (white)
- Neutral instructions

- personalized card with customer's name
- Keys with customer's logo on one side of the grip (SILVER e GOLD SERIES)

For costs, minimum quantity and other types of customizations contact the company.



EXAMPLE OF STANDARD GRIP GOLD SERIES



EXAMPLE OF A PERSONALIZED GRIP GOLD SERIES



Package




The box

keys blister


The sealed packet

Function symbols used



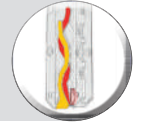
The "MM" key profile is a registered trademark that guarantees higher security against illegal key duplication.

Anti-pick magnet plate on the key.



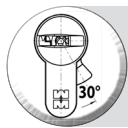
Patented side profile controls, exclusive "mathematical" key protection system

Desmodromic track combined with rotating coaxial pins.



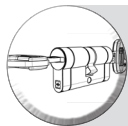
Anti snap shear in the event of break-in.

Possibility to realize cylinder with "Construction Key" function.



Rest position of the cam 30° off-centre respect the cylinder.

Possibility to realize cylinder in VARIO version (3 levels).



Emergency function cylinders available.

Possibility to realize cylinder in SET&RESET version.



Bumping and Picking resistant, certified by ICIM to the highest levels established by the VOLUNTARY reference standard.

Possibility to realize MASTER KEY SYSTEM type KA - MK - GMK - GGMK - CC - CG - TANDEM - TANDEM CA



Tracing resistant: coding is protected against break-in techniques based on the "tracing" or "impression" of the key.

KEY DUPLICATION BY MOTTURA CENTRE OR MOTTURA CLUB.



Cylinders with extendible modules for CHAMPIONS® MODULAR .

PROTECTED KEY DUPLICATION BY MOTTURA CLUB CENTRE.

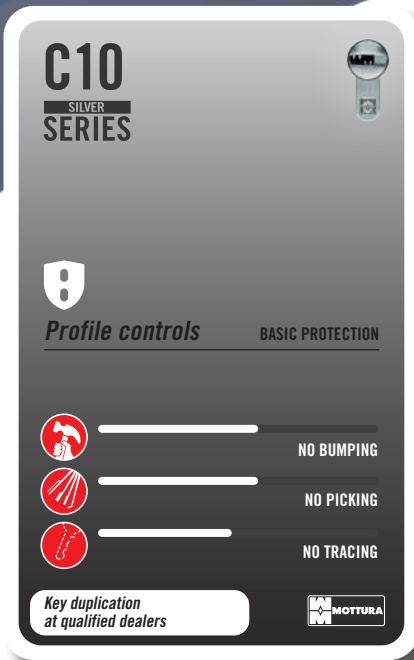



Patented key provided with a mobile element to protect key duplication.

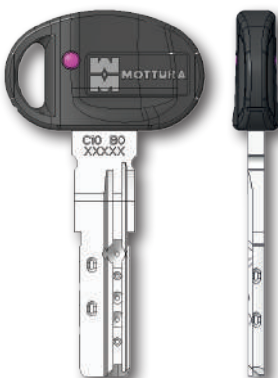
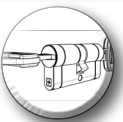
PROTECTED AND CONTROLLED KEY DUPLICATION DIRECTLY IN THE FACTORY, UPON REQUEST TO A MOTTURA CLUB CENTRE.



CHAMPIONSC10



- Brushed nickel-plated finish (brushed brass finish on request).
- Shell and plug protected against drilling (hardened steel pins, spheres, pins and caps).
- 5 coding pins including pins and counterpins (tempered steel anti-picking).
- 2x upper profile control pins
- 2x side profile control pins
- All thumb turn cylinders or provision for knob are supplied with emergency function.
- The sealed packet includes cylinder, owner's card, keys, installation instructions and fixing screw. To ensure maximum security, keys and owner's card are sealed by the manufacturer.
- The cylinders marked "BKC" are "PICKING" resistant (ICIM certified) and "BUMPING" resistant (BSI/ TS007 tested).



Key duplication at qualified dealers or Mottura Centres

CHAMPIONS® C10 key duplication is OPEN and recommended at MOTTURA dealers. The presentation of the personal property card, which accompanies each set of keys in the package, is not essential but, if presented, guarantees the type of duplication and the real ownership of the cylinder. The numbers printed on the card match with the numbers printed on the keys.

CHAMPIONSPRO



- Brushed nickel-plated finish (brushed brass finish on request).
 - Shell and plug protected against drilling (hardened steel pins, spheres, pins and caps).
 - 6 coding pins including pins and counterpins (tempered steel anti-picking).
 - Patented side profile controls, aligned and shaped that, in case of picking, bumping and tracing, irreversibly block the cylinder, preventing the opening.
 - All thumb turn cylinders or provision for knob are supplied with emergency function.
 - The sealed packet includes cylinder, owner's card, keys, installation instructions and fixing screw. To ensure maximum security, keys and owner's card are sealed by the manufacturer.
 - The cylinders marked "BKC" are "PICKING" resistant (ICIM certified) and "BUMPING" resistant (BSI/TS007 tested).
 - The cylinders marked TRC are certified as "TRACING" resistant.
- The A2P version can be supplied subject to use in combination with Mottura A2P locks.

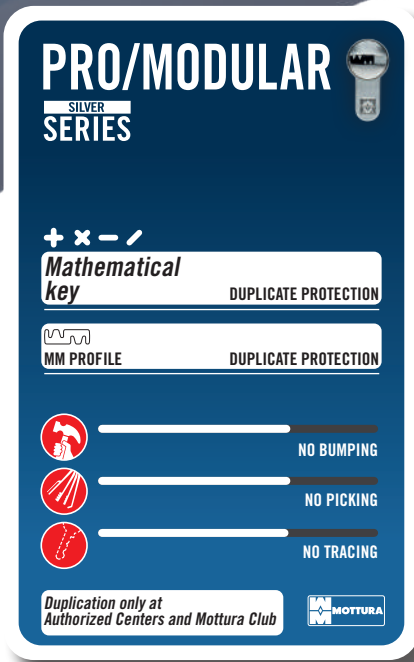



Duplication only at Authorized Centers

CHAMPIONS® PRO key duplication is allowed at Authorized Centres upon presentation of the personal property card, which comes out with each set of keys in the package: the numbers printed on the card match with the numbers printed on the keys. The advantage of CHAMPIONS® PRO security cylinders is to have a faster duplicate, at a network of specialized centers duplication.

For the protected profiles and personalized package, the key DUPLICATION is RESERVED to the customer / dealer or its subsidiaries.

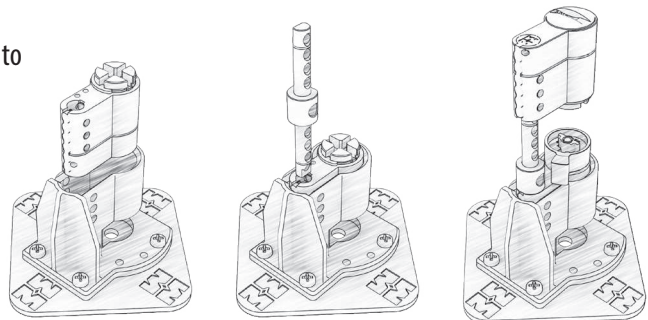
CHAMPIONSMODULAR



- CHAMPIONS® MODULAR is ideal to fit all doors thicknesses with sizes between 31-31 and 71-71 (up to 91-141 using the appropriate steel bar). An online configurator is available to easily compose the measurement of any type of cylinder.
- Brushed nickel-plated finish (brushed brass finish on request).
- Maintains all the security features of the Champions PRO
- CHAMPIONS® MODULAR in addition to the choice of composition, owner's card, keys, installation instructions and fixing screw. To ensure maximum security, keys and owner's card are sealed by the manufacturer.
- The cylinders marked "BKC" are "PICKING" resistant (ICIM certified) and "BUMPING" resistant (BSI/TS007 tested).
- The cylinders marked TRC are certified as "TRACING" resistant.

The A2P version can be supplied subject to use in combination with Mottura A2P locks.

Easy to assemble thanks to the appropriate tool




Duplication only at Authorized Centers

CHAMPIONS® PRO key duplication is allowed at Authorized Centres upon presentation of the personal property card, which comes out with each set of keys in the package: the numbers printed on the card match with the numbers printed on the keys.

For the protected profiles and personalized package, the key DUPLICATION is RESERVED to the customer / dealer or its subsidiaries.




Configuration examples DOUBLE CYLINDER - KEY/KEY



EXAMPLE - DOUBLE CYLINDER - KEY/KEY - Measure 31-51 (82) (FRICTIONED)

N°	Article	Description	quantity
1	98CM2CC018	Double cylinder complete with fixing screw 3/5 keys + owner's card	1
2	98CAF323	20 mm extendible module for double cylinder	1
3	98C2333045	Spacer for double cylinder 30/45	1
4	98CAF329 (98CAF281)	Stem and cam for double cylinder (Stem and cam for double frictioned cylinder)	1
5	98C23031	Grub screw M3x6	4


Configuration examples CYLINDERS WITH ADJUSTABLE KNOB PROVISION



EXAMPLE - CYLINDERS WITH ADJUSTABLE KNOB PROVISION - Measure 46-31 (77)

N°	Article	Description	quantity
1	98CM1CC018	Half cylinder complete with fixing screw 3/5 keys + owner's card	1
2	98CAF298 / 98CAF29930	Half cylinder with adjustable knob provision	1
3	98C2333045	Spacer for double cylinder 30/45	1
4	98CAF330	Stem and cam for cylinder with fixed and adjustable knob	1
5	98CAF322	15 mm extendible module for double cylinder	1
6	98C23031	Grub screw M3x6	4


Configuration examples HALF CYLINDER



EXAMPLE - HALF CYLINDER FOR 30 mm THICKNESS LOCKS - Measure 51 (66) (14/20 mm THICKNESS LOCKS)

N°	Article	Description	quantity
1	98CM1CC018	Half cylinder complete with fixing screw 3/5 keys + owner's card	1
2	98C7805610 (98C7805605)	10 mm terminal spacer for half cylinder (type B) (5 mm terminal spacer for half cylinder (type M))	1
3	98CAF333	20 mm extendible module for half cylinder	1
4	98CAF338	Cam for half cylinder	1
5	98C1923245	Spacer for half cylinder 45	1
6	98C23031	Grub screw M3x6	3

CHAMPIONS C28PLUS



C28PLUS
GOLD SERIES

Mobile element DUPLICATE PROTECTION

Mathematical Key TRACING PROTECTION

MM Profile DUPLICATE PROTECTION

NO BUMPING

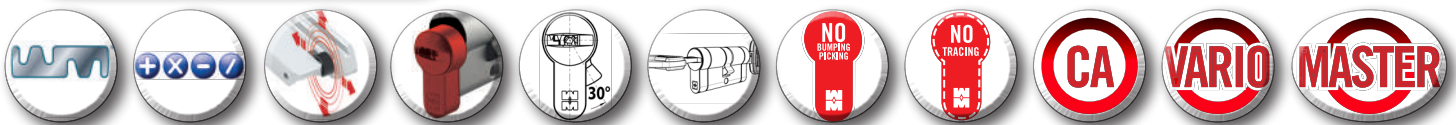
NO PICKING

NO TRACING

Duplication protected ONLY in Mottura Clubs

- Brushed nickel-plated finish (brushed brass finish on request).
- Shell and plug protected against drilling (hardened steel pins, spheres, pins and caps).
- 5 coding pins and hardened steel antipicking counter-pins to contrast the most common manipulation techniques, key decoding and break-in
- **“patented” mobile element**
- Patented upper profile controls, aligned and shaped that, in case of picking, bumping and tracing, irreversibly block the cylinder, preventing the opening.
- Key head, more comfort, more ergonomic.
- All thumb turn cylinders or provision for knob are supplied with emergency function.
- The sealed packet includes cylinder, owner’s card, keys, installation instructions and fixing screw. To ensure maximum security, keys and owner’s card are sealed by the manufacturer.
- The cylinders marked “BKC” are “PICKING” resistant (ICIM certified) and “BUMPING” resistant (BSI/ TS007 tested).
- The cylinders marked TRC are certified as “TRACING” resistant.

The A2P version can be supplied subject to use in combination with Mottura A2P locks.



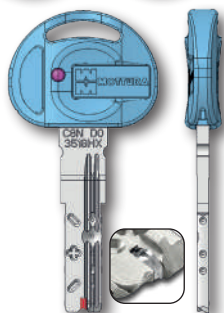
PROTECTED key duplication ONLY in MOTTURA CLUBS

The protected key duplication are supplied with a numbered owner’s card, to be showed at the authorized MOTTURA CLUB centre together with the ORIGINAL KEY when a duplicate of the key is requested*.

The owner’s card always corresponds to the original keys: the numbers printed on the card are the same as the ones printed on the keys.


The owner’s card is then the only document which can be used to obtain key duplicates, and it must be stored carefully, in a safe place, to prevent unauthorized duplication.

* For the protected profiles and personalized package, the key DUPLICATION is RESERVED to the customer / dealer or its subsidiaries.



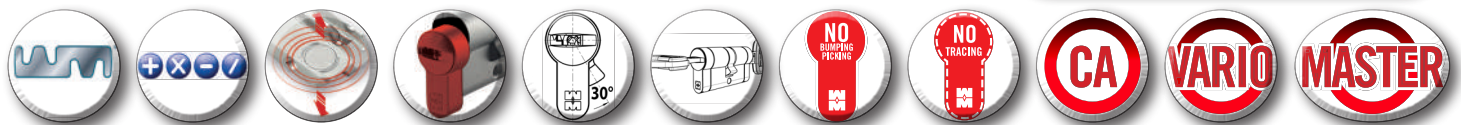
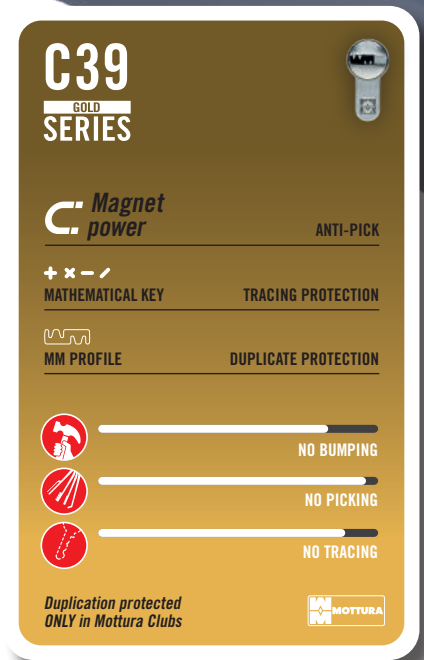
The new CHAMPIONS® C28PLUS keys with the new mobile element can also be used for the old production CHAMPIONS® C28PLUS cylinders but not vice versa.

CHAMPIONSC39



- Brushed nickel-plated finish (brushed brass finish on request).
- Shell and plug protected against drilling (hardened steel pins, spheres, pins and caps).
- **Magnetic positioning pins**
- 5 coding pins and hardened steel antipicking counter-pins.
- Up to 3 upper in-axis profile controls; in case of picking or bumping they block irreversibly the rotation of the cylinder.
- Up to 3 side profile controls.
- Key head, more comfort, more ergonomic.
- All thumb turn cylinders or provision for knob are supplied with emergency function.
- The sealed packet includes cylinder, owner's card, keys, installation instructions and fixing screw. To ensure maximum security, keys and owner's card are sealed by the manufacturer.
- The cylinders marked "BKC" are "PICKING" resistant (ICIM certified) and "BUMPING" resistant (BSI/TS007 tested).
- The cylinders marked TRC are certified as "TRACING" resistant.

The A2P version can be supplied subject to use in combination with Mottura A2P locks.



PROTECTED key duplication ONLY in MOTTURA CLUBS

The protected key duplication are supplied with a numbered owner's card, to be showed at the authorized MOTTURA CLUB centre together with the ORIGINAL KEY when a duplicate of the key is requested*.

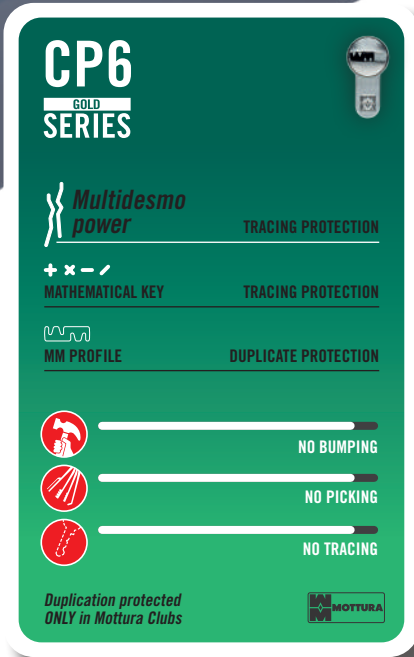

The owner's card always corresponds to the original keys: the numbers printed on the card are the same as the ones printed on the keys.

The owner's card is then the only document which can be used to obtain key duplicates, and it must be stored carefully, in a safe place, to prevent unauthorized duplication.

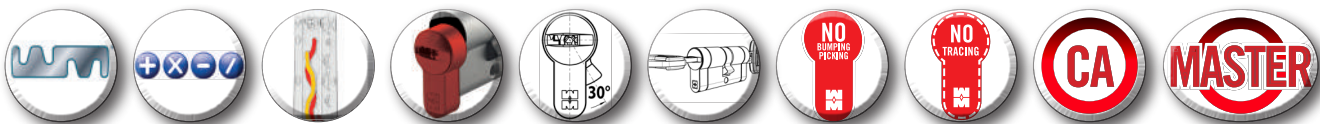
* For the protected profiles and personalized package, the key DUPLICATION is RESERVED to the customer / dealer or its subsidiaries.



CHAMPIONS CP6



- CHAMPIONS® CP6 combines two different coding systems: a traditional **THREE** rotating pins, the particular driving system pin (patented), free to rotate without springs, the false traces on the pins and the high number of possible combinations make it extremely difficult to manipulate and decode the key coding.
- Brushed nickel-plated finish (brushed brass finish on request).
- Shell and plug protected against drilling (hardened steel pins, spheres, pins and caps).
- Key head, more comfort, more ergonomic.
- 5x tempered steel anti-picking shaped top and bottom pins.
- "mathematical" upper profile control pin
- Patented side aligned profile controls that, in case of picking, bumping and tracing, irreversibly block the cylinder, preventing the opening.
- All thumb turn cylinders or provision for knob are supplied with emergency function.
- The sealed packet includes cylinder, owner's card, keys, installation instructions and fixing screw. To ensure maximum security, keys and owner's card are sealed by the manufacturer.
- The cylinders marked BKC are certified as "**BUMPING**" and "**PICKING**" resistant.
- The cylinders marked TRC are certified as "**TRACING**" resistant.



PROTECTED key duplication ONLY in MOTTURA CLUBS

The protected key duplication are supplied with a numbered owner's card, to be showed at the authorized MOTTURA CLUB centre together with the ORIGINAL KEY when a duplicate of the key is requested*. The owner's card always corresponds to the original keys: the numbers printed on the card are the same as the ones printed on the keys. The owner's card is then the only document which can be used to obtain key duplicates, and it must be stored carefully, in a safe place, to prevent unauthorized duplication.

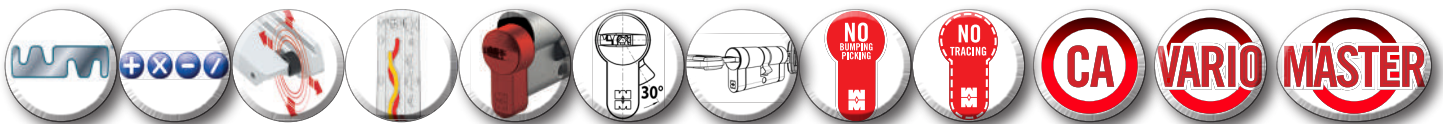

* For the protected profiles and personalized package, the key **DUPLICATION** is **RESERVED** to the customer / dealer or its subsidiaries.



CHAMPIONS C55




- CHAMPIONS® C55 combines two different coding systems: a traditional **THREE** rotating pins, the particular driving system pin (patented), free to rotate without springs, the false traces on the pins and the high number of possible combinations make it extremely difficult to manipulate and decode the key coding.
- Brushed nickel-plated finish (brushed brass finish on request).
- Shell and plug protected against drilling (hardened steel pins, spheres, pins and caps).
- 5x tempered steel anti-picking shaped top and bottom pins.
- “mathematical” upper profile control pin.
- Patented side aligned profile controls that, in case of picking, bumping and tracing, irreversibly block the cylinder, preventing the opening.
- **“patented” mobile element.**
- All thumb turn cylinders or provision for knob are supplied with emergency function.
- The sealed packet includes cylinder, owner’s card, keys, installation instructions and fixing screw. To ensure maximum security, keys and owner’s card are sealed by the manufacturer.
- The cylinders marked BKC are certified as **“BUMPING”** and **“PICKING”** resistant.
- The cylinders marked TRC are certified as **“TRACING”** resistant.



PROTECTED and CONTROLLED key duplication ONLY in Mottura



The certified **PROTECTED** and **CONTROLLED** duplication of CHAMPIONS® C55 keys represents a further step in the “active” protection guaranteed by the CHAMPIONS® range. The duplicate control is already active since the duplicate request: the owner’s card, which comes with each set of original keys, must be presented to the authorized MOTTURA CLUB center along with an original key (for verification). Mottura Serrature di Sicurezza S.p.A. is the only entity that can LEGALLY duplicate the keys CHAMPIONS® C55, of which its “key blanks” are NOT on sale. The owner’s card is then the only document which can be used to obtain duplicates, and it has to be stored in a safe place. **Without ORIGINAL KEY and ORIGINAL CARD it is NOT possible to obtain duplicated keys.**



C3D
PLATINUM
SERIES

2 DESMODROMIC PATHS DUPLICATE PROTECTION

3 CODING SURFACE TRACING PROTECTION

HEXAGONAL PROFILE DUPLICATE PROTECTION

NO BUMPING CERTIFIED


NO PICKING CERTIFIED

NO TRACING CERTIFIED

PROTECTED and CONTROLLED key duplication ONLY in Mottura

MOTTURA


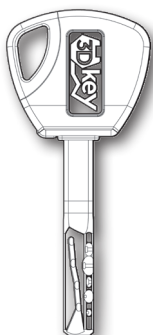
TOP SECURITY



= CHAMPIONS + 3Dkey + Defender

EXCLUSIVE SECURITY

- **C3D** allows to convert a euro profile cylinder lock in a 3Dkey lock without replacing it.
- It combines 3 different Mottura security systems: **Champions®** cylinder with adjustable stem inside, **Defender** protection with integrated 3Dkey body outside.
- Key (stem 20mm) with hexagonal profile composed by 3 coding layers (9pins) + 2 desmodromic "snakes" with special driving pins (patented), free to rotate and springless, false anti-picking notches visible on the pins and the high number of combinations make extremely difficult to manipulate and decode but make the rotation silent and smooth.
- Stator and rotor equipped with anti-drilling devices.
- Possibility of choosing the type and finish of the Defender® (BASIC, SPRING ADJUSTABLE or ADJUSTABLE WITH FIXED PITCH).
- The package includes the full set of cylinder (with spacer if necessary), security card, 5 keys, installation instruction and fixing screws. To guarantee the highest level of security the keys and the card are sealed in factory.



PROTECTED and CONTROLLED key duplication ONLY in Mottura


The duplication of C3D keys is **PROTECTED** and **CONTROLLED**.

The duplicate control is already active since the duplicate request: the owner's card, which comes with each set of original keys, must be presented to the authorized MOTTURA CLUB center along with an original key (for verification). Mottura Serrature di Sicurezza S.p.A. is the only entity that can LEGALLY duplicate the keys CHAMPIONS® C55, of which its "key blanks" are NOT on sale. The owner's card is then the only document which can be used to obtain duplicates, and it has to be stored in a safe place. **Without ORIGINAL KEY and ORIGINAL CARD it is NOT possible to obtain duplicated keys.**


The Finishes

Available on request the choice of the finish among those indicated WITHOUT additional surcharge.

Cover **95500..** available separately only for neutral BASIC version.

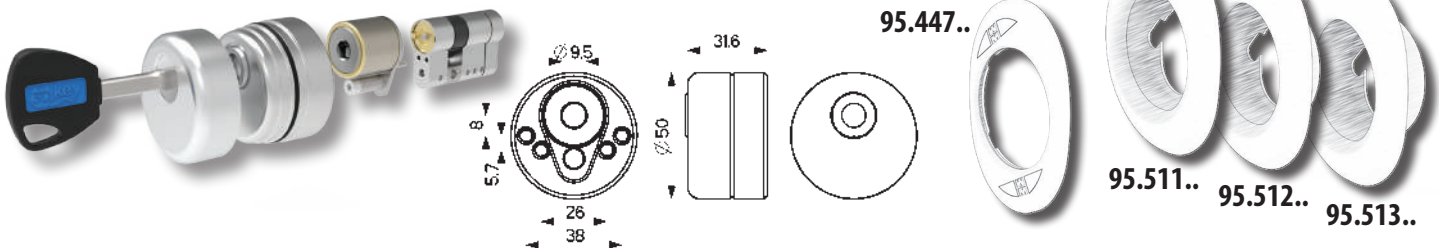


Suitable for any euro profile cylinder lock with centre distance of fixing points 38mm.



The Version


0 BASIC - Version with Basic Defender® diameter 50mm at fixed height 30mm. M6 fixings, 26/38 mm center distance. It is recommended to use the escutcheon 95.447 or 95511/512/513 not included in the package.



1 DF07-SPRING ADJUSTABLE
DF07 Defender® version - diameter 50 mm spring adjustable with a **steel escutcheon** (72 x 90 mm). M6 fixings, 38 mm center distance - 10 mm adjustment.




2 DF17-SPRING ADJUSTABLE
DF17 Defender® version - diameter 50 mm spring adjustable with **hardened steel (HRC 53) escutcheon** (65 x 90 mm). M6 fixings, 38 mm center distance - 10 mm adjustment.



3 DF08-Adjustable with fixed pitch
DF08 Defender® version - diameter 50 mm adjustable with fixed pitch with a **steel escutcheon** (72 x 90 mm). M6 fixings, 26/38 mm center distance - 6,5 mm adjustment.



4 DF18-Adjustable with fixed pitch
DF18 Defender® version - diameter 50 mm adjustable with fixed pitch with **hardened steel (HRC 53) escutcheon** (65 x 90 mm). M6 fixings, 26/38 mm center distance - 6,5 mm adjustment.





CODING

C 3 D P 4 6 3 1 A 0

FAMILY OF PRODUCT

CYLINDER TYPE

MEASURE CYLINDER

DEFENDER TYPE



KNOB VERSION P
KEY/KEY VERSION D

BASIC


Spring adjustable steel escutcheon

Spring adjustable hardened steel escutcheon

Adjustable with fixed pitch steel escutcheon

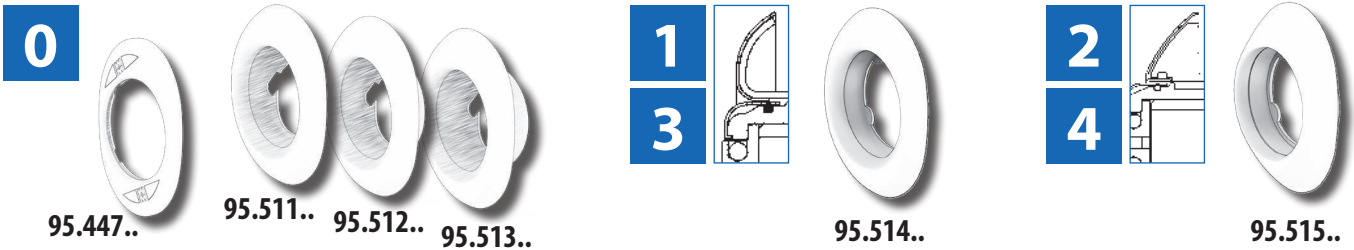
Adjustable with fixed pitch hardened steel escutcheon

FINISHES



O BRASS C CHROME S SATIN CHROME V PVD GOLD A ANOD. SILVER B ANOD. BRONZE N BLACK 0 BASIC without cover

REPLACEMENT ESCUTCHEONS



PROTECTED and CONTROLLED key duplication ONLY in Mottura

HOW TO REQUEST KEY DUPLICATE



<p>1</p>		<p>The customer has the owner's card along with an original key at a MOTTURA CLUB center.</p>
<p>2</p>		<p>The center sends the request directly to Mottura Serrature di Sicurezza S.p.A. which will produce physically duplicates then return them in a sealed pack, to MOTTURA CLUB center.</p>
<p>3</p>		<p>The MOTTURA CLUB center will deliver to the owner the sealed pack with the required duplicates.</p>

Characteristics and standard equipment

	NON RESTRICTED KEY DUPLICATION	KEY DUPLICATION BY AUTHORIZED CENTRE	PROTECTED KEY DUPLICATION			PROTECTED AND CONTROLLED KEY DUPLICATION	
	C10	PRO MODULAR	C28PLUS	C39	CP6	C55	C3D
Key							
Cylinder certified UNI EN 1303	SI						
Reversible keys with plastic head	YES - WITH PLASTIC HEAD		YES - WITH NEW PLASTIC GRIP			YES - KEY HEAD SHELLS	NO
N° of keys supplied (standard)	3/5		3/5			5	5
Keys construction material	Nickel silver						
Drilling protection	Steel pins on the shell and plug						
Anti-thrust protection (protruding cam)	YES						YES
Anti snap protection	YES						NO
Finishes	Brushed nickel-plated						ON REQUEST
MM profile	NO	YES	YES			YES	NO
Technical characteristics	<ul style="list-style-type: none"> - 5 coding pins - Anti-picking pins - Upper profile controls pins - Side profile controls pins 	<ul style="list-style-type: none"> - 6 coding pins - Anti-picking pins - Patented side and upper profile controls, aligned and shaped - Extendible modules (MODULAR) 	<ul style="list-style-type: none"> - Mobile element on key - 5 coding pins - Anti-picking pins - Patented side and upper profile controls, aligned and shaped 	<ul style="list-style-type: none"> - 6 coding pins - Active pin with magnetic positioning - Anti-picking pins - Patented upper profile controls, aligned and shaped - Side profile controls 	<ul style="list-style-type: none"> - 5 coding pins - Double track with rotating pins - Anti-picking pins - Patented side and upper profile controls, aligned and shaped 	<ul style="list-style-type: none"> - 5 coding pins - Double track with rotating pins - Mobile element on key - Anti-picking pins - Patented side and upper profile controls, aligned and shaped 	<ul style="list-style-type: none"> - 9 coding pins - Double track with rotating pins - external DEFENDER® - cylinder with adjustable tang inside
Packet	Cylinder - 3/5 keys - Card - Fixing screw - Instructions					Cylinder - 5 keys - Card - Fixing screw - Instructions	Cylinder - Defender® 5 keys - Fixing screw Card - Instructions

Options on request

	NON RESTRICTED KEY DUPLICATION	KEY DUPLICATION BY AUTHORIZED CENTRE	PROTECTED KEY DUPLICATION			PROTECTED AND CONTROLLED KEY DUPLICATION	
	C10	PRO MODULAR	C28PLUS	C39	CP6	C55	C3D
Key							
Finish *	Brushed brass *						ON REQUEST
Emergency function	YES						
VARIO system	NO	YES	YES	NO	YES	YES	
Construction key	YES						
Master key systems **	KA - CA - CC - CG - MK - GMK - GGMK - TANDEM - TANDEM CA						KA-CA
Systems ARMO E RIARMO e MATIC 1000	NO	YES	NO	NO	NO	SET & RESET system ONLY	
Additional keys	YES						
Protected profiles	NO	YES	YES	NO	NO	NO	

* Brushed brass finish : For delivery time and minimum quantity please contact the company.

** Master key systems can be produced with a determined number of cylinders only. Please contact the company.

The security card is the only document allowing the request of key duplication and must be retained in a safe place. Without CARD and ORIGINAL KEY it is impossible to request key duplicates. In case of loss or theft it will be possible to request a duplicate of the card at authorised centres Mottura Club upon presentation of a Police report (<https://www.mottura.it/it/contatti/duplicato-tessera-proprieta>).



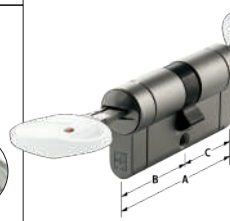
DOUBLE CYLINDERS



NON RESTRICTED KEY DUPLICATION	KEY DUPLICATION BY AUTHORIZED CENTRE

Quotas		C10			PRO		
A	B - C	Article	3 keys	5 keys	Article	3 keys	5 keys
62	31-31	C10D313101			CP4D313101		
67	31-36	C10D313601			CP4D313601		
72	31-41	C10D314101			CP4D314101		
72	36-36	C10D363601			CP4D363601		
77	31-46	C10D314601			CP4D314601		
77	36-41	C10D364101			CP4D364101		
82	31-51	C10D315101			CP4D315101		
82	36-46	C10D364601			CP4D364601		
82	41-41	C10D414101			CP4D414101		
87	31-56	C10D315601			CP4D315601		
87	36-51	C10D365101			CP4D365101		
87	41-46	C10D414601			CP4D414601		
92	31-61	C10D316101			CP4D316101		
92	36-56	C10D365601			CP4D365601		
92	41-51	C10D415101			CP4D415101		
92	46-46	C10D464601			CP4D464601		
97	31-66	C10D316601			CP4D316601		
97	36-61	C10D366101			CP4D366101		
97	41-56	C10D415601			CP4D415601		
97	46-51	C10D465101			CP4D465101		
102	31-71	C10D317101			CP4D317101		
102	41-61	C10D416101			CP4D416101		
102	46-56	C10D465601			CP4D465601		
102	51-51	C10D515101			CP4D515101		
107	46-61	C10D466101			CP4D466101		
107	51-56	C10D515601			CP4D515601		
112	31-81	C10D318101			CP4D318101		
112	41-71	C10D417101			CP4D417101		
112	51-61	C10D516101			CP4D516101		
112	56-56	C10D565601			CP4D565601		
122	31-91	C10D319101			CP4D319101		
122	41-81	C10D418101			CP4D418101		
122	51-71	C10D517101			CP4D517101		
132	61-71	C10D617101			CP4D617101		


DOUBLE CYLINDERS "FRICTIONED"



NON RESTRICTED KEY DUPLICATION	KEY DUPLICATION BY AUTHORIZED CENTRE


Quotas		C10			PRO		
A	B - C	Article	3 keys	5 keys	Article	3 keys	5 keys
62	31-31	C10D3131F1			CP4D3131F1		
67	31-36	C10D3136F1			CP4D3136F1		
72	31-41	C10D3141F1			CP4D3141F1		
72	36-36	C10D3636F1			CP4D3636F1		
77	31-46	C10D3146F1			CP4D3146F1		
77	36-41	C10D3641F1			CP4D3641F1		
82	31-51	C10D3151F1			CP4D3151F1		
82	36-46	C10D3646F1			CP4D3646F1		
82	41-41	C10D4141F1			CP4D4141F1		
87	31-56	C10D3156F1			CP4D3156F1		
87	36-51	C10D3651F1			CP4D3651F1		
87	41-46	C10D4146F1			CP4D4146F1		
92	31-61	C10D3161F1			CP4D3161F1		
92	36-56	C10D3656F1			CP4D3656F1		
92	41-51	C10D4151F1			CP4D4151F1		
92	46-46	C10D4646F1			CP4D4646F1		
97	31-66	C10D3166F1			CP4D3166F1		
97	36-61	C10D3661F1			CP4D3661F1		
97	41-56	C10D4156F1			CP4D4156F1		
97	46-51	C10D4651F1			CP4D4651F1		
102	31-71	C10D3171F1			CP4D3171F1		
102	41-61	C10D4161F1			CP4D4161F1		
102	46-56	C10D4656F1			CP4D4656F1		
102	51-51	C10D5151F1			CP4D5151F1		
107	46-61	C10D4661F1			CP4D4661F1		
107	51-56	C10D5156F1			CP4D5156F1		
112	31-81	C10D3181F1			CP4D3181F1		
112	41-71	C10D4171F1			CP4D4171F1		
112	51-61	C10D5161F1			CP4D5161F1		
112	56-56	C10D5656F1			CP4D5656F1		
122	31-91	C10D3191F1			CP4D3191F1		
122	41-81	C10D4181F1			CP4D4181F1		
122	51-71	C10D5171F1			CP4D5171F1		
132	61-71	C10D6171F1			CP4D6171F1		

THUMB TURN CYLINDERS (REMOVABLE KNOB)



		C10			PRO		
Quotas		Article			Article		
A	B - C		3 keys	5 keys		3 keys	5 keys
62	31-31	C10F313101R			CP4F313101R		
67	31-36	C10F313601R			CP4F313601R		
67	36-31	C10F363101R			CP4F363101R		
72	31-41	C10F314101R			CP4F314101R		
72	36-36	C10F363601R			CP4F363601R		
72	41-31	C10F413101R			CP4F413101R		
77	31-46	C10F314601R			CP4F314601R		
77	36-41	C10F364101R			CP4F364101R		
77	46-31	C10F463101R			CP4F463101R		
77	41-36	C10F413601R			CP4F413601R		
82	31-51	C10F315101R			CP4F315101R		
82	36-46	C10F364601R			CP4F364601R		
82	41-41	C10F414101R			CP4F414101R		
82	51-31	C10F513101R			CP4F513101R		
82	46-36	C10F463601R			CP4F463601R		
87	31-56	C10F315601R			CP4F315601R		
87	36-51	C10F365101R			CP4F365101R		
87	41-46	C10F414601R			CP4F414601R		
87	56-31	C10F563101R			CP4F563101R		
87	51-36	C10F513601R			CP4F513601R		
87	46-41	C10F464101R			CP4F464101R		
92	31-61	C10F316101R			CP4F316101R		
92	36-56	C10F365601R			CP4F365601R		
92	41-51	C10F415101R			CP4F415101R		
92	46-46	C10F464601R			CP4F464601R		
92	61-31	C10F613101R			CP4F613101R		
92	56-36	C10F563601R			CP4F563601R		
92	51-41	C10F514101R			CP4F514101R		
97	46-51	C10F465101R			CP4F465101R		
97	51-46	C10F514601R			CP4F514601R		
102	31-71	C10F317101R			CP4F317101R		
102	41-61	C10F416101R			CP4F416101R		
102	51-51	C10F515101R			CP4F515101R		
102	71-31	C10F713101R			CP4F713101R		
102	61-41	C10F614101R			CP4F614101R		
107	56-51	C10F565101R			CP4F565101R		
112	31-81	C10F318101R			CP4F318101R		
112	51-61	C10F516101R			CP4F516101R		
112	56-56	C10F565601R			CP4F565601R		
112	81-31	C10F813101R			CP4F813101R		
112	61-51	C10F615101R			CP4F615101R		
122	31-91	C10F319101R			CP4F319101R		
122	91-31	C10F913101R			CP4F913101R		

CYLINDERS WITH KNOB PROVISION



		C10			PRO		
Quotas		Article			Article		
A	B - C		3 keys	5 keys		3 keys	5 keys
62	31-31	C10F313101			CP4F313101		
67	31-36	C10F313601			CP4F313601		
67	36-31	C10F363101			CP4F363101		
72	31-41	C10F314101			CP4F314101		
72	36-36	C10F363601			CP4F363601		
72	41-31	C10F413101			CP4F413101		
77	31-46	C10F314601			CP4F314601		
77	36-41	C10F364101			CP4F364101		
77	46-31	C10F463101			CP4F463101		
77	41-36	C10F413601			CP4F413601		
82	31-51	C10F315101			CP4F315101		
82	36-46	C10F364601			CP4F364601		
82	41-41	C10F414101			CP4F414101		
82	51-31	C10F513101			CP4F513101		
82	46-36	C10F463601			CP4F463601		
87	31-56	C10F315601			CP4F315601		
87	36-51	C10F365101			CP4F365101		
87	41-46	C10F414601			CP4F414601		
87	56-31	C10F563101			CP4F563101		
87	51-36	C10F513601			CP4F513601		
87	46-41	C10F464101			CP4F464101		
92	31-61	C10F316101			CP4F316101		
92	36-56	C10F365601			CP4F365601		
92	41-51	C10F415101			CP4F415101		
92	46-46	C10F464601			CP4F464601		
92	61-31	C10F613101			CP4F613101		
92	56-36	C10F563601			CP4F563601		
92	51-41	C10F514101			CP4F514101		
97	46-51	C10F465101			CP4F465101		
97	51-46	C10F514601			CP4F514601		
102	31-71	C10F317101			CP4F317101		
102	41-61	C10F416101			CP4F416101		
102	51-51	C10F515101			CP4F515101		
102	71-31	C10F713101			CP4F713101		
102	61-41	C10F614101			CP4F614101		
107	61-46	C10F614601			CP4F614601		
112	31-81	C10F318101			CP4F318101		
112	51-61	C10F516101			CP4F516101		
112	56-56	C10F565601			CP4F565601		
112	81-31	C10F813101			CP4F813101		
112	61-51	C10F615101			CP4F615101		
122	31-91	C10F319101			CP4F319101		
122	91-31	C10F913101			CP4F913101		

CYLINDERS WITH ADJUSTABLE KNOB PROVISION




		C10			PRO		
Quotas		Article			Article		
A	B - C		3 keys	5 keys		3 keys	5 keys
62	31-31	C10P313101			CP4P313101		
67	36-31	C10P363101			CP4P363101		
72	41-31	C10P413101			CP4P413101		
77	46-31	C10P463101			CP4P463101		
82	51-31	C10P513101			CP4P513101		
87	56-31	C10P563101			CP4P563101		
92	61-31	C10P613101			CP4P613101		
97	66-31	C10P663101			CP4P663101		
102	71-31	C10P713101			CP4P713101		
112	81-31	C10P813101			CP4P813101		
122	91-31	C10P913101			CP4P913101		

HALF CYLINDER FOR 30 MM THICKNESS LOCKS




		C10			PRO		
Quotas		Article			Article		
A	B - C		3 keys	5 keys		3 keys	5 keys
46	31	C10B310001			CP4B310001		
56	41	C10B410001			CP4B410001		
66	51	C10B510001			CP4B510001		
76	61	C10B610001			CP4B610001		
86	71	C10B710001			CP4B710001		
96	81	C10B810001			CP4B810001		

HALF CYLINDER FOR 14/20 MM THICKNESS LOCKS



		C10			PRO		
Quotas		Article			Article		
A	B - C		3 keys	5 keys		3 keys	5 keys
41	31	C10M310001			CP4M310001		
46	36	C10M360001			CP4M360001		
51	41	C10M410001			CP4M410001		
56	46	C10M460001			CP4M460001		
61	51	C10M510001			CP4M510001		
71	61	C10M610001			CP4M610001		
81	71	C10M710001			CP4M710001		
91	81	C10M810001			CP4M810001		

HALF CYLINDER FOR PADLOCKS




		C10			PRO		
Article				Article			
		3 keys	5 keys		3 keys	5 keys	
C10SL247				CP4SL247			
C10SL255				CP4SL255			



DOUBLE CYLINDERS

PROTECTED KEY DUPLICATION


C28PLUS
C39
CP6

Quotas	
A	B - C
62	31-31
67	31-36
72	31-41
72	36-36
77	31-46
77	36-41
82	31-51
82	36-46
82	41-41
87	31-56
87	36-51
87	41-46
92	31-61
92	36-56
92	41-51
92	46-46
97	31-66
97	36-61
97	41-56
97	46-51
102	31-71
102	41-61
102	46-56
102	51-51
107	46-61
107	51-56
112	31-81
112	41-71
112	51-61
112	56-56
122	31-91
122	41-81
122	51-71
132	61-71

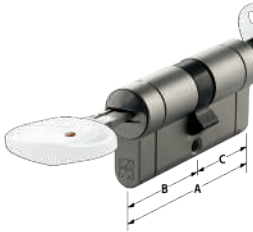
Article	3 keys		5 keys	
CP8D313101				
CP8D313601				
CP8D314101				
CP8D363601				
CP8D314601				
CP8D364101				
CP8D315101				
CP8D364601				
CP8D414101				
CP8D315601				
CP8D365101				
CP8D414601				
CP8D316101				
CP8D365601				
CP8D415101				
CP8D464601				
CP8D316601				
CP8D366101				
CP8D415601				
CP8D465101				
CP8D317101				
CP8D416101				
CP8D465601				
CP8D515101				
CP8D466101				
CP8D515601				
CP8D318101				
CP8D417101				
CP8D516101				
CP8D565601				
CP8D319101				
CP8D418101				
CP8D517101				
CP8D617101				

Article	3 keys		5 keys	
C39D313101				
C39D313601				
C39D314101				
C39D363601				
C39D314601				
C39D364101				
C39D315101				
C39D364601				
C39D414101				
C39D315601				
C39D365101				
C39D414601				
C39D316101				
C39D365601				
C39D415101				
C39D464601				
C39D316601				
C39D366101				
C39D415601				
C39D465101				
C39D317101				
C39D416101				
C39D465601				
C39D515101				
C39D466101				
C39D515601				
C39D318101				
C39D417101				
C39D516101				
C39D565601				
C39D319101				
C39D418101				
C39D517101				
C39D617101				

Article	3 keys		5 keys	
CP6D313101				
CP6D313601				
CP6D314101				
CP6D363601				
CP6D314601				
CP6D364101				
CP6D315101				
CP6D364601				
CP6D414101				
CP6D315601				
CP6D365101				
CP6D414601				
CP6D316101				
CP6D365601				
CP6D415101				
CP6D464601				
CP6D316601				
CP6D366101				
CP6D415601				
CP6D465101				
CP6D317101				
CP6D416101				
CP6D465601				
CP6D515101				
CP6D466101				
CP6D515601				
CP6D318101				
CP6D417101				
CP6D516101				
CP6D565601				
CP6D319101				
CP6D418101				
CP6D517101				
CP6D617101				

DOUBLE CYLINDERS "FRICTIONED"

PROTECTED KEY DUPLICATION



C28PLUS

C39

CP6

Quotas	
A	B - C
62	31-31
67	31-36
72	31-41
72	36-36
77	31-46
77	36-41
82	31-51
82	36-46
82	41-41
87	31-56
87	36-51
87	41-46
92	31-61
92	36-56
92	41-51
92	46-46
97	31-66
97	36-61
97	41-56
97	46-51
102	31-71
102	41-61
102	46-56
102	51-51
107	46-61
107	51-56
112	31-81
112	41-71
112	51-61
112	56-56
122	31-91
122	41-81
122	51-71
132	61-71

Article	3 keys		5 keys	
CP8D3131F1				
CP8D3136F1				
CP8D3141F1				
CP8D3636F1				
CP8D3146F1				
CP8D3641F1				
CP8D3151F1				
CP8D3646F1				
CP8D4141F1				
CP8D3156F1				
CP8D3651F1				
CP8D4146F1				
CP8D3161F1				
CP8D3656F1				
CP8D4151F1				
CP8D4646F1				
CP8D3166F1				
CP8D3661F1				
CP8D4156F1				
CP8D4651F1				
CP8D3171F1				
CP8D4161F1				
CP8D4656F1				
CP8D5151F1				
CP8D4661F1				
CP8D5156F1				
CP8D3181F1				
CP8D4171F1				
CP8D5161F1				
CP8D5656F1				
CP8D3191F1				
CP8D4181F1				
CP8D5171F1				
CP8D6171F1				

Article	3 keys		5 keys	
C39D3131F1				
C39D3136F1				
C39D3141F1				
C39D3636F1				
C39D3146F1				
C39D3641F1				
C39D3151F1				
C39D3646F1				
C39D4141F1				
C39D3156F1				
C39D3651F1				
C39D4146F1				
C39D3161F1				
C39D3656F1				
C39D4151F1				
C39D4646F1				
C39D3166F1				
C39D3661F1				
C39D4156F1				
C39D4651F1				
C39D3171F1				
C39D4161F1				
C39D4656F1				
C39D5151F1				
C39D4661F1				
C39D5156F1				
C39D3181F1				
C39D4171F1				
C39D5161F1				
C39D5656F1				
C39D3191F1				
C39D4181F1				
C39D5171F1				
C39D6171F1				

Article	3 keys		5 keys	
CP6D3131F1				
CP6D3136F1				
CP6D3141F1				
CP6D3636F1				
CP6D3146F1				
CP6D3641F1				
CP6D3151F1				
CP6D3646F1				
CP6D4141F1				
CP6D3156F1				
CP6D3651F1				
CP6D4146F1				
CP6D3161F1				
CP6D3656F1				
CP6D4151F1				
CP6D4646F1				
CP6D3166F1				
CP6D3661F1				
CP6D4156F1				
CP6D4651F1				
CP6D3171F1				
CP6D4161F1				
CP6D4656F1				
CP6D5151F1				
CP6D4661F1				
CP6D5156F1				
CP6D3181F1				
CP6D4171F1				
CP6D5161F1				
CP6D5656F1				
CP6D3191F1				
CP6D4181F1				
CP6D5171F1				
CP6D6171F1				

THUMB TURN CYLINDERS (REMOVABLE KNOB)

PROTECTED KEY DUPLICATION



C28PLUS

C39

CP6


Quotas	
A	B - C
62	31-31
67	31-36
67	36-31
72	31-41
72	36-36
72	41-31
77	31-46
77	36-41
77	46-31
77	41-36
82	31-51
82	36-46
82	41-41
82	51-31
82	46-36
87	31-56
87	36-51
87	41-46
87	56-31
87	51-36
87	46-41
92	31-61
92	36-56
92	41-51
92	46-46
92	61-31
92	56-36
92	51-41
97	46-51
97	51-46
102	31-71
102	41-61
102	51-51
102	71-31
102	61-41
107	56-51
112	31-81
112	51-61
112	56-56
112	81-31
112	61-51
122	31-91
122	91-31

Article	3 keys		5 keys	
CP8F313101R				
CP8F313601R				
CP8F363101R				
CP8F314101R				
CP8F363601R				
CP8F413101R				
CP8F314601R				
CP8F364101R				
CP8F463101R				
CP8F413601R				
CP8F315101R				
CP8F364601R				
CP8F414101R				
CP8F513101R				
CP8F463601R				
CP8F315601R				
CP8F365101R				
CP8F414601R				
CP8F563101R				
CP8F513601R				
CP8F464101R				
CP8F316101R				
CP8F365601R				
CP8F415101R				
CP8F464601R				
CP8F613101R				
CP8F563601R				
CP8F514101R				
CP8F465101R				
CP8F514601R				
CP8F317101R				
CP8F416101R				
CP8F515101R				
CP8F713101R				
CP8F614101R				
CP8F565101R				
CP8F318101R				
CP8F516101R				
CP8F565601R				
CP8F813101R				
CP8F615101R				
CP8F319101R				
CP8F913101R				

Article	3 keys		5 keys	
C39F313101R				
C39F313601R				
C39F363101R				
C39F314101R				
C39F363601R				
C39F413101R				
C39F314601R				
C39F364101R				
C39F463101R				
C39F413601R				
C39F315101R				
C39F364601R				
C39F414101R				
C39F513101R				
C39F463601R				
C39F315601R				
C39F365101R				
C39F414601R				
C39F563101R				
C39F513601R				
C39F464101R				
C39F316101R				
C39F365601R				
C39F415101R				
C39F464601R				
C39F613101R				
C39F563601R				
C39F514101R				
C39F465101R				
C39F514601R				
C39F317101R				
C39F416101R				
C39F515101R				
C39F713101R				
C39F614101R				
C39F565101R				
C39F318101R				
C39F516101R				
C39F565601R				
C39F813101R				
C39F615101R				
C39F319101R				
C39F913101R				

Article	3 keys		5 keys	
CP6F313101R				
CP6F313601R				
CP6F363101R				
CP6F314101R				
CP6F363601R				
CP6F413101R				
CP6F314601R				
CP6F364101R				
CP6F463101R				
CP6F413601R				
CP6F315101R				
CP6F364601R				
CP6F414101R				
CP6F513101R				
CP6F463601R				
CP6F315601R				
CP6F365101R				
CP6F414601R				
CP6F563101R				
CP6F513601R				
CP6F464101R				
CP6F316101R				
CP6F365601R				
CP6F415101R				
CP6F464601R				
CP6F613101R				
CP6F563601R				
CP6F514101R				
CP6F465101R				
CP6F514601R				
CP6F317101R				
CP6F416101R				
CP6F515101R				
CP6F713101R				
CP6F614101R				
CP6F565101R				
CP6F318101R				
CP6F516101R				
CP6F565601R				
CP6F813101R				
CP6F615101R				
CP6F319101R				
CP6F913101R				

CYLINDERS WITH KNOB PROVISION



PROTECTED KEY DUPLICATION



C28PLUS

C39

CP6

Quotas	
A	B - C
62	31-31
67	31-36
67	36-31
72	31-41
72	36-36
72	41-31
77	31-46
77	36-41
77	46-31
77	41-36
82	31-51
82	36-46
82	41-41
82	51-31
82	46-36
87	31-56
87	36-51
87	41-46
87	56-31
87	51-36
87	46-41
92	31-61
92	36-56
92	41-51
92	46-46
92	61-31
92	56-36
92	51-41
97	46-51
97	51-46
102	31-71
102	41-61
102	51-51
102	71-31
102	61-41
107	61-46
112	31-81
112	51-61
112	56-56
112	81-31
112	61-51
122	31-91
122	91-31

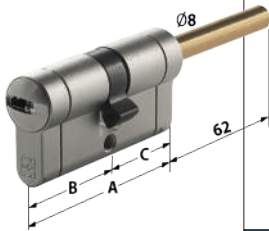
Article	3 keys		5 keys	
CP8F313101				
CP8F313601				
CP8F363101				
CP8F314101				
CP8F363601				
CP8F413101				
CP8F314601				
CP8F364101				
CP8F463101				
CP8F413601				
CP8F315101				
CP8F364601				
CP8F414101				
CP8F513101				
CP8F463601				
CP8F315601				
CP8F365101				
CP8F414601				
CP8F563101				
CP8F513601				
CP8F464101				
CP8F316101				
CP8F365601				
CP8F415101				
CP8F464601				
CP8F613101				
CP8F563601				
CP8F514101				
CP8F465101				
CP8F514601				
CP8F317101				
CP8F416101				
CP8F515101				
CP8F713101				
CP8F614101				
CP8F614601				
CP8F318101				
CP8F516101				
CP8F565601				
CP8F813101				
CP8F615101				
CP8F319101				
CP8F913101				

Article	3 keys		5 keys	
C39F313101				
C39F313601				
C39F363101				
C39F314101				
C39F363601				
C39F413101				
C39F314601				
C39F364101				
C39F463101				
C39F413601				
C39F315101				
C39F364601				
C39F414101				
C39F513101				
C39F463601				
C39F315601				
C39F365101				
C39F414601				
C39F563101				
C39F513601				
C39F464101				
C39F316101				
C39F365601				
C39F415101				
C39F464601				
C39F613101				
C39F563601				
C39F514101				
C39F465101				
C39F514601				
C39F317101				
C39F416101				
C39F515101				
C39F713101				
C39F614101				
C39F614601				
C39F318101				
C39F516101				
C39F565601				
C39F813101				
C39F615101				
C39F319101				
C39F913101				

Article	3 keys		5 keys	
CP6F313101				
CP6F313601				
CP6F363101				
CP6F314101				
CP6F363601				
CP6F413101				
CP6F314601				
CP6F364101				
CP6F463101				
CP6F413601				
CP6F315101				
CP6F364601				
CP6F414101				
CP6F513101				
CP6F463601				
CP6F315601				
CP6F365101				
CP6F414601				
CP6F563101				
CP6F513601				
CP6F464101				
CP6F316101				
CP6F365601				
CP6F415101				
CP6F464601				
CP6F613101				
CP6F563601				
CP6F514101				
CP6F465101				
CP6F514601				
CP6F317101				
CP6F416101				
CP6F515101				
CP6F713101				
CP6F614101				
CP6F614601				
CP6F318101				
CP6F516101				
CP6F565601				
CP6F813101				
CP6F615101				
CP6F319101				
CP6F913101				

CYLINDERS WITH ADJUSTABLE KNOB PROVISION

PROTECTED KEY DUPLICATION



C28PLUS

C39

CP6

Quotas	
A	B - C
62	31-31
67	36-31
72	41-31
77	46-31
82	51-31
87	56-31
92	61-31
97	66-31
102	71-31
112	81-31
122	91-31


Article	3 keys		5 keys	
CP8P313101				
CP8P363101				
CP8P413101				
CP8P463101				
CP8P513101				
CP8P563101				
CP8P613101				
CP8P663101				
CP8P713101				
CP8P813101				
CP8P913101				

Article	3 keys		5 keys	
C39P313101				
C39P363101				
C39P413101				
C39P463101				
C39P513101				
C39P563101				
C39P613101				
C39P663101				
C39P713101				
C39P813101				
C39P913101				

Article	3 keys		5 keys	
CP6P313101				
CP6P363101				
CP6P413101				
CP6P463101				
CP6P513101				
CP6P563101				
CP6P613101				
CP6P663101				
CP6P713101				
CP6P813101				
CP6P913101				

HALF CYLINDER FOR 14/20 MM THICKNESS LOCKS

PROTECTED KEY DUPLICATION



C28PLUS

C39

CP6

Quotas	
A	B
41	31
46	36
51	41
56	46
61	51
71	61
81	71
91	81


Article	3 keys		5 keys	
CP8M310001				
CP8M360001				
CP8M410001				
CP8M460001				
CP8M510001				
CP8M610001				
CP8M710001				
CP8M810001				

Article	3 keys		5 keys	
C39M310001				
C39M360001				
C39M410001				
C39M460001				
C39M510001				
C39M610001				
C39M710001				
C39M810001				

Article	3 keys		5 keys	
CP6M310001				
CP6M360001				
CP6M410001				
CP6M460001				
CP6M510001				
CP6M610001				
CP6M710001				
CP6M810001				

HALF CYLINDER FOR 30 MM THICKNESS LOCKS

PROTECTED KEY DUPLICATION



C28PLUS

C39

CP6

Quotas	
A	B
46	31
56	41
66	51
76	61
86	71
96	81

Article	3 keys		5 keys	
CP8B310001				
CP8B410001				
CP8B510001				
CP8B610001				
CP8B710001				
CP8B810001				

Article	3 keys		5 keys	
C39B310001				
C39B410001				
C39B510001				
C39B610001				
C39B710001				
C39B810001				

Article	3 keys		5 keys	
CP6B310001				
CP6B410001				
CP6B510001				
CP6B610001				
CP6B710001				
CP6B810001				

HALF CYLINDER FOR PADLOCKS

PROTECTED KEY DUPLICATION




C28PLUS

CP6

Article	3 keys		5 keys	
CP8SL247				
CP8SL255				

Article	3 keys		5 keys	
CP6SL247				
CP6SL255				




...SL247



...SL255

DOUBLE CYLINDERS



PROTECTED AND CONTROLLED KEY DUPLICATION



C55

Quotas		Article	5 keys
A	B - C		
62	31-31	C55D313101	
67	31-36	C55D313601	
72	31-41	C55D314101	
72	36-36	C55D363601	
77	31-46	C55D314601	
77	36-41	C55D364101	
82	31-51	C55D315101	
82	36-46	C55D364601	
82	41-41	C55D414101	
87	31-56	C55D315601	
87	36-51	C55D365101	
87	41-46	C55D414601	
92	31-61	C55D316101	
92	36-56	C55D365601	
92	41-51	C55D415101	
92	46-46	C55D464601	
97	31-66	C55D316601	
97	36-61	C55D366101	
97	41-56	C55D415601	
97	46-51	C55D465101	
102	31-71	C55D317101	
102	41-61	C55D416101	
102	46-56	C55D465601	
102	51-51	C55D515101	
107	46-61	C55D466101	
107	51-56	C55D515601	
112	31-81	C55D318101	
112	41-71	C55D417101	
112	51-61	C55D516101	
112	56-56	C55D565601	
122	31-91	C55D319101	
122	41-81	C55D418101	
122	51-71	C55D517101	
132	61-71	C55D617101	

DOUBLE CYLINDERS "FRICTIONED"



PROTECTED AND CONTROLLED KEY DUPLICATION



C55

Quotas		Article	5 keys
A	B - C		
62	31-31	C55D3131F1	
67	31-36	C55D3136F1	
72	31-41	C55D3141F1	
72	36-36	C55D3636F1	
77	31-46	C55D3146F1	
77	36-41	C55D3641F1	
82	31-51	C55D3151F1	
82	36-46	C55D3646F1	
82	41-41	C55D4141F1	
87	31-56	C55D3156F1	
87	36-51	C55D3651F1	
87	41-46	C55D4146F1	
92	31-61	C55D3161F1	
92	36-56	C55D3656F1	
92	41-51	C55D4151F1	
92	46-46	C55D4646F1	
97	31-66	C55D3166F1	
97	36-61	C55D3661F1	
97	41-56	C55D4156F1	
97	46-51	C55D4651F1	
102	31-71	C55D3171F1	
102	41-61	C55D4161F1	
102	46-56	C55D4656F1	
102	51-51	C55D5151F1	
107	46-61	C55D4661F1	
107	51-56	C55D5156F1	
112	31-81	C55D3181F1	
112	41-71	C55D4171F1	
112	51-61	C55D5161F1	
112	56-56	C55D5656F1	
122	31-91	C55D3191F1	
122	41-81	C55D4181F1	
122	51-71	C55D5171F1	
132	61-71	C55D6171F1	

THUMB TURN CYLINDERS (REMOVABLE KNOB)




PROTECTED AND CONTROLLED KEY DUPLICATION



C55

Quotas		Article	5 keys
A	B - C		
62	31-31	C55F313101R	
67	31-36	C55F313601R	
67	36-31	C55F363101R	
72	31-41	C55F314101R	
72	36-36	C55F363601R	
72	41-31	C55F413101R	
77	31-46	C55F314601R	
77	36-41	C55F364101R	
77	46-31	C55F463101R	
77	41-36	C55F413601R	
82	31-51	C55F315101R	
82	36-46	C55F364601R	
82	41-41	C55F414101R	
82	51-31	C55F513101R	
82	46-36	C55F463601R	
87	31-56	C55F315601R	
87	36-51	C55F365101R	
87	41-46	C55F414601R	
87	56-31	C55F563101R	
87	51-36	C55F513601R	
87	46-41	C55F464101R	
92	31-61	C55F316101R	
92	36-56	C55F365601R	
92	41-51	C55F415101R	
92	46-46	C55F464601R	
92	61-31	C55F613101R	
92	56-36	C55F563601R	
92	51-41	C55F514101R	
97	46-51	C55F465101R	
97	51-46	C55F514601R	
102	31-71	C55F317101R	
102	41-61	C55F416101R	
102	51-51	C55F515101R	
102	71-31	C55F713101R	
102	61-41	C55F614101R	
107	56-51	C55F565101R	
112	31-81	C55F318101R	
112	51-61	C55F516101R	
112	56-56	C55F565601R	
112	81-31	C55F813101R	
112	61-51	C55F615101R	
122	31-91	C55F319101R	
122	91-31	C55F913101R	

CYLINDERS WITH KNOB PROVISION



PROTECTED AND CONTROLLED KEY DUPLICATION





C55

Quotas		Article	5 keys
A	B - C		
62	31-31	C55F313101	
67	31-36	C55F313601	
67	36-31	C55F363101	
72	31-41	C55F314101	
72	36-36	C55F363601	
72	41-31	C55F413101	
77	31-46	C55F314601	
77	36-41	C55F364101	
77	46-31	C55F463101	
77	41-36	C55F413601	
82	31-51	C55F315101	
82	36-46	C55F364601	
82	41-41	C55F414101	
82	51-31	C55F513101	
82	46-36	C55F463601	
87	31-56	C55F315601	
87	36-51	C55F365101	
87	41-46	C55F414601	
87	56-31	C55F563101	
87	51-36	C55F513601	
87	46-41	C55F464101	
92	31-61	C55F316101	
92	36-56	C55F365601	
92	41-51	C55F415101	
92	46-46	C55F464601	
92	61-31	C55F613101	
92	56-36	C55F563601	
92	51-41	C55F514101	
97	46-51	C55F465101	
97	51-46	C55F514601	
102	31-71	C55F317101	
102	41-61	C55F416101	
102	51-51	C55F515101	
102	71-31	C55F713101	
102	61-41	C55F614101	
107	61-46	C55F614601	
112	31-81	C55F318101	
112	51-61	C55F516101	
112	56-56	C55F565601	
112	81-31	C55F813101	
112	61-51	C55F615101	
122	31-91	C55F319101	
122	91-31	C55F913101	

CYLINDERS WITH ADJUSTABLE KNOB PROVISION
HALF CYLINDER FOR 14/20 MM THICKNESS LOCKS
HALF CYLINDER FOR 30 MM THICKNESS LOCKS

PROTECTED AND CONTROLLED KEY DUPLICATION


C55

Quotas		Article	5 keys
A	B - C		
62	31-31	C55P313101	
67	36-31	C55P363101	
72	41-31	C55P413101	
77	46-31	C55P463101	
82	51-31	C55P513101	
87	56-31	C55P563101	
92	61-31	C55P613101	
97	66-31	C55P663101	
102	71-31	C55P713101	
112	81-31	C55P813101	
122	91-31	C55P913101	

C55

Quotas		Article	5 keys
A	B		
41	31	C55M310001	
46	36	C55M360001	
51	41	C55M410001	
56	46	C55M460001	
61	51	C55M510001	
71	61	C55M610001	
81	71	C55M710001	
91	81	C55M810001	


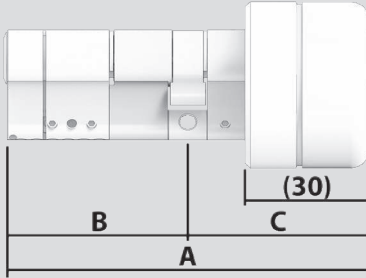

C55

Quotas		Article	5 keys
A	B		
46	31	C55B310001	
56	41	C55B360001	
66	51	C55B410001	
76	61	C55B510001	
86	71	C55B610001	
96	81	C55B710001	

C3D - DOUBLE CYLINDERS



PROTECTED AND CONTROLLED KEY DUPLICATION



C3D - BASIC



C3D - DF07



C3D - DF17

Quotas	
A	B - C
77	31-46
82	31-51
82	36-46
87	31-56
87	36-51
87	41-46
92	31-61
92	36-56
92	41-51
92	46-46
97	31-66
97	36-61
97	41-56
97	46-51
97	51-46
102	31-71
102	36-66
102	41-61
102	46-56
102	51-51
107	31-76
107	36-71
107	41-66
107	46-61
107	51-56
112	31-81
112	36-76
112	41-71
112	51-61
112	56-56
117	31-86
117	36-81
117	41-76
122	31-91
122	36-86
122	41-81
122	51-71
127	31-96
127	36-91
127	41-86
132	31-101
132	36-96
132	41-91
132	61-71
137	36-101
137	41-96
142	41-101

Article	5 keys - 20 mm
C3DD3146X0	
C3DD3151X0	
C3DD3646X0	
C3DD3156X0	
C3DD3651X0	
C3DD4146X0	
C3DD3161X0	
C3DD3656X0	
C3DD4151X0	
C3DD4646X0	
C3DD3166X0	
C3DD3661X0	
C3DD4156X0	
C3DD4651X0	
C3DD5146X0	
C3DD3171X0	
C3DD3666X0	
C3DD4161X0	
C3DD4656X0	
C3DD5151X0	
C3DD3176X0	
C3DD3671X0	
C3DD4166X0	
C3DD4661X0	
C3DD5156X0	
C3DD3181X0	
C3DD3676X0	
C3DD4171X0	
C3DD5161X0	
C3DD5656X0	
C3DD3186X0	
C3DD3681X0	
C3DD4176X0	
C3DD3191X0	
C3DD3686X0	
C3DD4181X0	
C3DD5171X0	
C3DD3196X0	
C3DD3691X0	
C3DD4186X0	
C3DD3101X0	
C3DD3696X0	
C3DD4191X0	
C3DD6171X0	
C3DD3601X0	
C3DD4196X0	
C3DD4101X0	

Article	5 keys - 20 mm
C3DD3146X1	
C3DD3151X1	
C3DD3646X1	
C3DD3156X1	
C3DD3651X1	
C3DD4146X1	
C3DD3161X1	
C3DD3656X1	
C3DD4151X1	
C3DD4646X1	
C3DD3166X1	
C3DD3661X1	
C3DD4156X1	
C3DD4651X1	
C3DD5146X1	
C3DD3171X1	
C3DD3666X1	
C3DD4161X1	
C3DD4656X1	
C3DD5151X1	
C3DD3176X1	
C3DD3671X1	
C3DD4166X1	
C3DD4661X1	
C3DD5156X1	
C3DD3181X1	
C3DD3676X1	
C3DD4171X1	
C3DD5161X1	
C3DD5656X1	
C3DD3186X1	
C3DD3681X1	
C3DD4176X1	
C3DD3191X1	
C3DD3686X1	
C3DD4181X1	
C3DD5171X1	
C3DD3196X1	
C3DD3691X1	
C3DD4186X1	
C3DD3101X1	
C3DD3696X1	
C3DD4191X1	
C3DD6171X1	
C3DD3601X1	
C3DD4196X1	
C3DD4101X1	


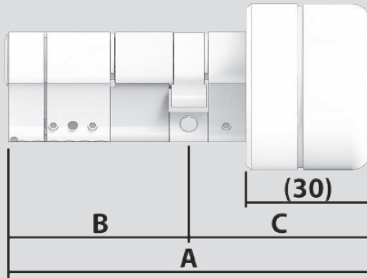
Article	5 keys - 20 mm
C3DD3146X2	
C3DD3151X2	
C3DD3646X2	
C3DD3156X2	
C3DD3651X2	
C3DD4146X2	
C3DD3161X2	
C3DD3656X2	
C3DD4151X2	
C3DD4646X2	
C3DD3166X2	
C3DD3661X2	
C3DD4156X2	
C3DD4651X2	
C3DD5146X2	
C3DD3171X2	
C3DD3666X2	
C3DD4161X2	
C3DD4656X2	
C3DD5151X2	
C3DD3176X2	
C3DD3671X2	
C3DD4166X2	
C3DD4661X2	
C3DD5156X2	
C3DD3181X2	
C3DD3676X2	
C3DD4171X2	
C3DD5161X2	
C3DD5656X2	
C3DD3186X2	
C3DD3681X2	
C3DD4176X2	
C3DD3191X2	
C3DD3686X2	
C3DD4181X2	
C3DD5171X2	
C3DD3196X2	
C3DD3691X2	
C3DD4186X2	
C3DD3101X2	
C3DD3696X2	
C3DD4191X2	
C3DD6171X2	
C3DD3601X2	
C3DD4196X2	
C3DD4101X2	

NOTE: When ordering, indicate the type of Defender® cover treatment among those indicated by replacing the letter "X" with the letter of the treatment requested.

C3D - DOUBLE CYLINDERS



PROTECTED AND CONTROLLED KEY DUPLICATION



C3D - DF08

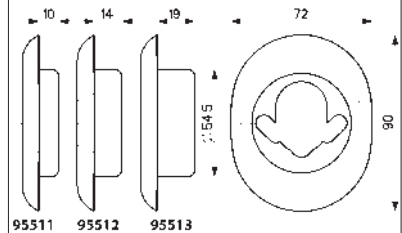



C3D - DF18

Quotas		Article	5 keys - 20 mm
A	B - C		
77	31-46	C3DD3146X3	
82	31-51	C3DD3151X3	
82	36-46	C3DD3646X3	
87	31-56	C3DD3156X3	
87	36-51	C3DD3651X3	
87	41-46	C3DD4146X3	
92	31-61	C3DD3161X3	
92	36-56	C3DD3656X3	
92	41-51	C3DD4151X3	
92	46-46	C3DD4646X3	
97	31-66	C3DD3166X3	
97	36-61	C3DD3661X3	
97	41-56	C3DD4156X3	
97	46-51	C3DD4651X3	
97	51-46	C3DD5146X3	
102	31-71	C3DD3171X3	
102	36-66	C3DD3666X3	
102	41-61	C3DD4161X3	
102	46-56	C3DD4656X3	
102	51-51	C3DD5151X3	
107	31-76	C3DD3176X3	
107	36-71	C3DD3671X3	
107	41-66	C3DD4166X3	
107	46-61	C3DD4661X3	
107	51-56	C3DD5156X3	
112	31-81	C3DD3181X3	
112	36-76	C3DD3676X3	
112	41-71	C3DD4171X3	
112	51-61	C3DD5161X3	
112	56-56	C3DD5656X3	
117	31-86	C3DD3186X3	
117	36-81	C3DD3681X3	
117	41-76	C3DD4176X3	
122	31-91	C3DD3191X3	
122	36-86	C3DD3686X3	
122	41-81	C3DD4181X3	
122	51-71	C3DD5171X3	
127	31-96	C3DD3196X3	
127	36-91	C3DD3691X3	
127	41-86	C3DD4186X3	
132	31-101	C3DD3101X3	
132	36-96	C3DD3696X3	
132	41-91	C3DD4191X3	
132	61-71	C3DD6171X3	
137	36-101	C3DD3601X3	
137	41-96	C3DD4196X3	
142	41-101	C3DD4101X3	


Article	5 keys - 20 mm
C3DD3146X4	
C3DD3151X4	
C3DD3646X4	
C3DD3156X4	
C3DD3651X4	
C3DD4146X4	
C3DD3161X4	
C3DD3656X4	
C3DD4151X4	
C3DD4646X4	
C3DD3166X4	
C3DD3661X4	
C3DD4156X4	
C3DD4651X4	
C3DD5146X4	
C3DD3171X4	
C3DD3666X4	
C3DD4161X4	
C3DD4656X4	
C3DD5151X4	
C3DD3176X4	
C3DD3671X4	
C3DD4166X4	
C3DD4661X4	
C3DD5156X4	
C3DD3181X4	
C3DD3676X4	
C3DD4171X4	
C3DD5161X4	
C3DD5656X4	
C3DD3186X4	
C3DD3681X4	
C3DD4176X4	
C3DD3191X4	
C3DD3686X4	
C3DD4181X4	
C3DD5171X4	
C3DD3196X4	
C3DD3691X4	
C3DD4186X4	
C3DD3101X4	
C3DD3696X4	
C3DD4191X4	
C3DD6171X4	
C3DD3601X4	
C3DD4196X4	
C3DD4101X4	

C3D ESCUTCHEONS BASIC VERSION

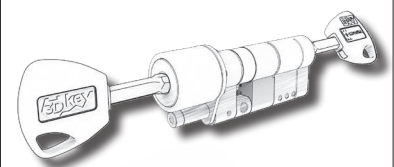


95.500..

Finish
Anod. silver
Anod. bronze
Brass
Chrome
Satin Chrome
Anod. Black
PVD GOLD
Defender® Cover



DOUBLE CYLINDERS "FRICTIONED" AGGIUNGERE "F" AL CODICE


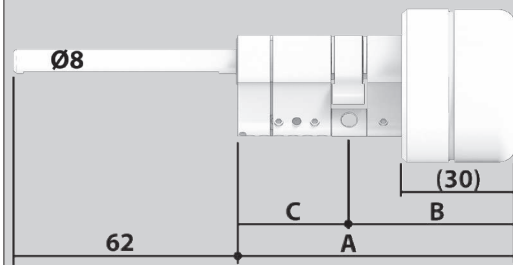


NOTE: When ordering, indicate the type of Defender® cover treatment among those indicated by replacing the letter "X" with the letter of the treatment requested.

C3D - CYLINDERS WITH ADJUSTABLE KNOB PROVISION



PROTECTED AND CONTROLLED KEY DUPLICATION



C3D - BASIC



C3D - DF07



C3D - DF17

Quotas	
A	B - C
77	46-31
82	51-31
87	56-31
92	61-31
97	66-31
102	71-31
107	76-31
112	81-31
117	86-31
122	91-31
127	96-31
132	101-31

Article	5 keys - 20 mm
C3DP4631X0	
C3DP5131X0	
C3DP5631X0	
C3DP6131X0	
C3DP6631X0	
C3DP7131X0	
C3DP7631X0	
C3DP8131X0	
C3DP8631X0	
C3DP9131X0	
C3DP9631X0	
C3DP0131X0	

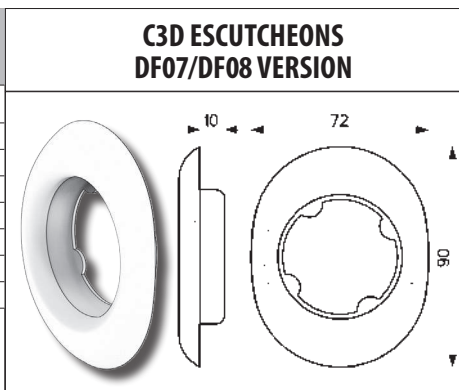
Article	5 keys - 20 mm
C3DP4631X1	
C3DP5131X1	
C3DP5631X1	
C3DP6131X1	
C3DP6631X1	
C3DP7131X1	
C3DP7631X1	
C3DP8131X1	
C3DP8631X1	
C3DP9131X1	
C3DP9631X1	
C3DP0131X1	

Article	5 keys - 20 mm
C3DP4631X2	
C3DP5131X2	
C3DP5631X2	
C3DP6131X2	
C3DP6631X2	
C3DP7131X2	
C3DP7631X2	
C3DP8131X2	
C3DP8631X2	
C3DP9131X2	
C3DP9631X2	
C3DP0131X2	

NOTE: When ordering, indicate the type of Defender® cover treatment among those indicated by replacing the letter "X" with the letter of the treatment requested.

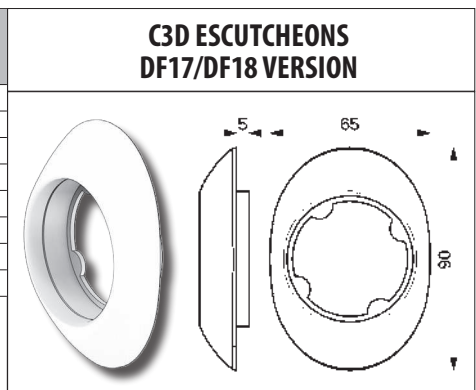
95.514..

Finish
Anod. silver
Anod. bronze
Brass
Chrome
Satin Chrome
Anod. Black
PVD GOLD
Defender® DF07/DF08 escutcheons
Package of 1



95.515..


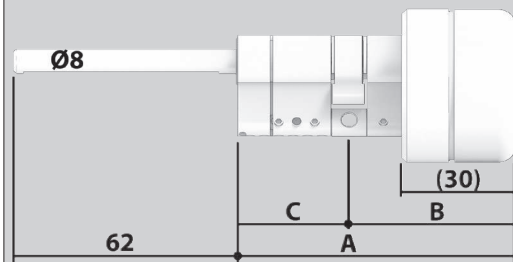
Finish
Anod. silver
Anod. bronze
Brass
Chrome
Satin Chrome
Anod. Black
PVD GOLD
Defender® DF17/DF18 escutcheons
Package of 1




C3D - CYLINDERS WITH ADJUSTABLE KNOB PROVISION



PROTECTED AND CONTROLLED KEY DUPLICATION



C3D - DF08



C3D - DF18

Quotas	
A	B - C
77	46-31
82	51-31
87	56-31
92	61-31
97	66-31
102	71-31
107	76-31
112	81-31
117	86-31
122	91-31
127	96-31
132	101-31

Article	5 keys - 20 mm
C3DP4631X3	
C3DP5131X3	
C3DP5631X3	
C3DP6131X3	
C3DP6631X3	
C3DP7131X3	
C3DP7631X3	
C3DP8131X3	
C3DP8631X3	
C3DP9131X3	
C3DP9631X3	
C3DP0131X3	

Article	5 keys - 20 mm
C3DP4631X4	
C3DP5131X4	
C3DP5631X4	
C3DP6131X4	
C3DP6631X4	
C3DP7131X4	
C3DP7631X4	
C3DP8131X4	
C3DP8631X4	
C3DP9131X4	
C3DP9631X4	
C3DP0131X4	

C3D ESCUTCHEONS BASIC VERSION



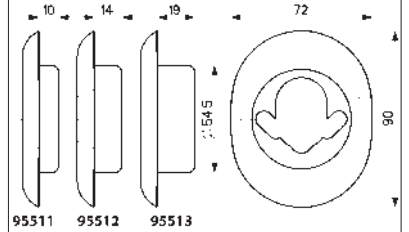
95.447..



95.511..

95.512..

95.513..



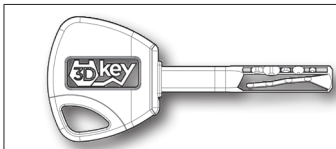

NOTE: When ordering, indicate the type of Defender® cover treatment among those indicated by replacing the letter "X" with the letter of the treatment requested.

95.511..
Finish
Anod. silver
Anod. bronze
Brass
Chrome
Satin Chrome
Anod. Black
PVD GOLD
BASIC Defender® escutcheons depth 18mm
Package of 1

95.512..
Finish
Anod. silver
Anod. bronze
Brass
Chrome
Satin Chrome
Anod. Black
PVD GOLD
BASIC Defender® escutcheons depth 22mm
Package of 1

95.513..
Finish
Anod. silver
Anod. bronze
Brass
Chrome
Satin Chrome
Anod. Black
PVD GOLD
BASIC Defender® escutcheons depth 27mm
Package of 1

95.500..
Finish
Anod. silver
Anod. bronze
Brass
Chrome
Satin Chrome
Anod. Black
PVD GOLD
Defender® Cover
Package of 10



SPECIAL HALF CYLINDER FOR 32 SERIES (VERTICAL RIM LOCKS)

Quotas		Article	C28PLUS	
A	B		3 keys	5 keys
76	61	CP8L610001		
86	71	CP8L710001		
96	81	CP8L810001		

GOLD SERIES

Quotas		Article	DPC1C21	
A	B		3 keys	5 keys
31	21	DPC1C21		

Special half cylinder for art. 32.597N21/23/25 and art. 32.699N17 with knob provision

"CONSTRUCTION" HALF CYLINDER

Quotas		Article	87UG1631	
A	B		1 key	
46	31	87UG1631		

"Construction" special half cylinder "TEMPORARY" all cylinders keyed alike

Quotas		Article	87PO1631	
A	B		1 key	
46	31	87PO1631		

"Construction" special half cylinder "TEMPORARY" with adjustable knob provision


98.AF686

Black plastic cylinder for construction site.



CHAMPIONSMODULAR - ASSEMBLED

DOUBLE CYLINDERS - DOUBLE CYLINDERS "FRICTIONED"



MODULAR

Quotas		Article			Article		
A	B - C		3 keys	5 keys		3 keys	5 keys
62	31-31	CM7D313101			CM7D3131F1		
67	31-36	CM7D313601			CM7D3136F1		
72	31-41	CM7D314101			CM7D3141F1		
72	36-36	CM7D363601			CM7D3636F1		
77	31-46	CM7D314601			CM7D3146F1		
77	36-41	CM7D364101			CM7D3641F1		
82	31-51	CM7D315101			CM7D3151F1		
82	36-46	CM7D364601			CM7D3646F1		
82	41-41	CM7D414101			CM7D4141F1		
87	31-56	CM7D315601			CM7D3156F1		
87	36-51	CM7D365101			CM7D3651F1		
87	41-46	CM7D414601			CM7D4146F1		
92	31-61	CM7D316101			CM7D3161F1		
92	36-56	CM7D365601			CM7D3656F1		
92	41-51	CM7D415101			CM7D4151F1		
92	46-46	CM7D464601			CM7D4646F1		
97	31-66	CM7D316601			CM7D3166F1		
97	36-61	CM7D366101			CM7D3661F1		
97	41-56	CM7D415601			CM7D4156F1		
97	46-51	CM7D465101			CM7D4651F1		
102	31-71	CM7D317101			CM7D3171F1		
102	36-66	CM7D366601			CM7D3666F1		
102	41-61	CM7D416101			CM7D4161F1		
102	46-56	CM7D465601			CM7D4656F1		
102	51-51	CM7D515101			CM7D5151F1		
107	36-71	CM7D367101			CM7D3671F1		
107	41-66	CM7D416601			CM7D4166F1		



DOUBLE CYLINDERS


DOUBLE CYLINDERS "FRICTIONED"

MODULAR

Quotas		Article			Article		
A	B - C		3 keys	5 keys		3 keys	5 keys
107	46-61	CM7D466101			CM7D4661F1		
107	51-56	CM7D515601			CM7D5156F1		
112	31-81	CM7D318101			CM7D3181F1		
112	41-71	CM7D417101			CM7D4171F1		
112	46-66	CM7D466601			CM7D4666F1		
112	51-61	CM7D516101			CM7D5161F1		
112	56-56	CM7D565601			CM7D5656F1		
117	31-86	CM7D318601			CM7D3186F1		
117	36-81	CM7D368101			CM7D3681F1		
117	46-71	CM7D467101			CM7D4671F1		
117	51-66	CM7D516601			CM7D5166F1		
117	56-61	CM7D566101			CM7D5661F1		
122	31-91	CM7D319101			CM7D3191F1		
122	36-86	CM7D368601			CM7D3686F1		
122	41-81	CM7D418101			CM7D4181F1		
122	51-71	CM7D517101			CM7D5171F1		
122	56-66	CM7D566601			CM7D5666F1		
122	61-61	CM7D616101			CM7D6161F1		
127	36-91	CM7D369101			CM7D3691F1		
127	41-86	CM7D418601			CM7D4186F1		
127	56-71	CM7D567101			CM7D5671F1		
127	61-66	CM7D616601			CM7D6166F1		
132	41-91	CM7D419101			CM7D4191F1		
132	61-71	CM7D617101			CM7D6171F1		
132	66-66	CM7D666601			CM7D6666F1		
137	66-71	CM7D667101			CM7D6671F1		
142	71-71	CM7D717101			CM7D7171F1		

CHAMPIONSMODULAR - ASSEMBLED

CYLINDERS WITH ADJUSTABLE KNOB PROVISION




Quotas		Article	MODULAR	
A	B - C		3 keys	5 keys
62	31-31	CM7P313101		
67	36-31	CM7P363101		
72	41-31	CM7P413101		
77	46-31	CM7P463101		
82	51-31	CM7P513101		
87	56-31	CM7P563101		
92	61-31	CM7P613101		
97	66-31	CM7P663101		
102	71-31	CM7P713101		
112	81-31	CM7P813101		
117	86-31	CM7P863101		
122	91-31	CM7P913101		

HALF CYLINDER FOR 14/20 MM THICKNESS LOCKS




Quotas		Article	MODULAR	
A	B		3 keys	5 keys
41	31	CM7M310001		
46	36	CM7M360001		
51	41	CM7M410001		
61	51	CM7M510001		
71	61	CM7M610001		
81	71	CM7M710001		
91	81	CM7M810001		
101	91	CM7M910001		

HALF CYLINDER FOR 30 MM THICKNESS LOCKS



Quotas		Article	MODULAR	
A	B		3 keys	5 keys
46	31	CM7B310001		
51	36	CM7B360001		
56	41	CM7B410001		
66	51	CM7B510001		
76	61	CM7B610001		
86	71	CM7B710001		
96	81	CM7B810001		
106	91	CM7B910001		

CHAMPIONSMODULAR - FOR ASSEMBLE



98C00SSUM7

Complete START-UP KIT to have the necessary modules to configure at least two cylinders. **Details of the composition at the end of the chapter.**

ARTICOLO	QTY	PREZZO	ARTICOLO	QTY	PREZZO
98CAF320	1	14,00	98CAF320	1	14,00
98CAF321	1	12,00	98CAF321	1	12,00
98CAF322	1	14,00	98CAF322	1	14,00
98CAF323	1	16,00	98CAF323	1	16,00
98CAF324	1	18,00	98CAF324	1	18,00
98CAF325	1	20,00	98CAF325	1	20,00
98CM1CC018	1	12,00	98CM1CC018	1	12,00
98CM2CC018	1	24,00	98CM2CC018	1	24,00
98C00SSUM7	1	100,00	98C00SSUM7	1	100,00

98CAF320

5 mm extendible module for double cylinder for Champions® MODULAR
Package of 5



98CAF321

10 mm extendible module for double cylinder for Champions® MODULAR
Package of 5



98CM1CC018

Half cylinder for Champions® MODULAR complete with fixing screw
3/5 keys + owner's card
Package of 1



98CAF322

15 mm extendible module for double cylinder for Champions® MODULAR
Package of 5



98CM2CC018

Double cylinder for Champions® MODULAR complete with fixing screw
3/5 keys + owner's card
Package of 2



98CAF323

20 mm extendible module for double cylinder for Champions® MODULAR
Package of 5



98CAF298

Half cylinder with adjustable knob provision for Champions® MODULAR
Package of 2



98CAF324

25 mm extendible module for double cylinder for Champions® MODULAR
Package of 5



98CAF29930

Half cylinder with knob provision for Champions® MODULAR
Package of 2



98CAF325

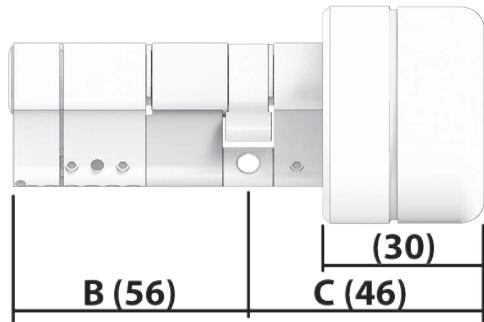
30 mm extendible module for double cylinder for Champions® MODULAR
Package of 5



<p>98CAF326</p> <p>40 mm extendible module for double cylinder for Champions® MODULAR Package of 2</p>		<p>98CKDF0000</p> <p>Stem and cam for double emergency function cylinder for Champions® cylinder and MODULAR CM0(C10) / CM8(CP8) / CM6(CP6) Package of 10</p>	
<p>98CAF327</p> <p>50 mm extendible module for double cylinder for Champions® MODULAR Package of 2</p>		<p>98CAF330</p> <p>Stem and cam for cylinder with fixed and adjustable knob for Champions® MODULAR CM7(PRO) / CM9(C39) Package of 10</p>	
<p>98CAF328</p> <p>60 mm extendible module for double cylinder for Champions® MODULAR Package of 2</p>		<p>98CAF345</p> <p>Stem and cam for cylinder with fixed and adjustable knob for Champions® MODULAR CM0(C10) / CM8(CP8) / CM6(CP6) Package of 10</p>	
<p>98CAF329</p> <p>Stem and cam for double cylinder for Champions® MODULAR CM7(PRO) / CM9(C39) Package of 10</p>		<p>98CAF338</p> <p>Cam for half cylinder for Champions® MODULAR Package of 10</p>	
<p>98CAF344</p> <p>Stem and cam for double cylinder for Champions® MODULAR CM0(C10) / CM8(CP8) / CM6(CP6) Package of 10</p>		<p>98C2333030</p> <p>Spacer for double cylinder 31-31 / 31-36 / 31-41 36-36 / 36-41 41-41 for Champions® MODULAR Package of 5</p>	
<p>98CAF281</p> <p>Stem and cam for double emergency function cylinder for Champions® MODULAR CM7(PRO) / CM9(C39) Package of 10</p>		<p>98C2333045</p> <p>Spacer for double cylinder 31-46 / 31-51 / 31-56 36-46 / 36-51 / 36-56 41-46 / 41-51 / 41-56 for Champions® MODULAR Package of 5</p>	

<p>98C2333060</p> <p>Spacer for double cylinder 31-61 / 31-66 / 31-71 36-61 / 36-66 / 36-71 41-61 / 41-66 / 41-71 for Champions® MODULAR Package of 5</p>		<p>98C7805605</p> <p>5 mm terminal spacer for half cylinder (type M) for Champions® MODULAR Package of 5</p>	
<p>98C2334545</p> <p>Spacer for double cylinder 46-46 / 46-51 / 46-56 51-51 / 51-56 56-56 for Champions® MODULAR Package of 5</p>		<p>98C7805610</p> <p>10 mm terminal spacer for half cylinder (type B) for Champions® MODULAR Package of 5</p>	
<p>98C2334560</p> <p>Spacer for double cylinder 46-61 / 46-66 / 46-71 51-61 / 51-66 / 51-71 56-61 / 56-66 / 56-71 for Champions® MODULAR Package of 5</p>		<p>98C1914711</p> <p>11 mm plug spacer for half cylinder for Champions® MODULAR Package of 5</p>	
<p>98C2336060</p> <p>Spacer for double cylinder 61-61 / 61-66 / 61-71 66-66 / 66-71 71-71 for Champions® MODULAR Package of 5</p>		<p>98CAF331</p> <p>5 mm extendible module for half cylinder for Champions® MODULAR Package of 5</p>	
<p>98C2333080</p> <p>Spacer for double cylinder 31-81 / 31-86 / 31-91 36-81 / 36-86 / 36-91 41-81 / 41-86 / 41-91 for Champions® MODULAR Package of 5</p>		<p>98CAF332</p> <p>10 mm extendible module for half cylinder for Champions® MODULAR Package of 5</p>	
<p>98C23031</p> <p>Grub screw M3x6 UNI 5929 for Champions® MODULAR Conf. da 100 pezzi</p>		<p>98CAF333</p> <p>20 mm extendible module for half cylinder for Champions® MODULAR Package of 5</p>	

<h2>98CAF334</h2>		<h2>98C1923260</h2>	
<p>30 mm extendible module for half cylinder for Champions® MODULAR Package of 5</p>		<p>Spacer for half cylinder 61/71 for Champions® MODULAR Package of 5</p>	
<h2>98CAF335</h2>		<h2>98C1923280</h2>	
<p>40 mm extendible module for half cylinder for Champions® MODULAR Package of 2</p>		<p>Spacer for half cylinder 81/91 for Champions® MODULAR Package of 5</p>	
<h2>98CAF336</h2>		<h2>98C1923400</h2>	
<p>50 mm extendible module for half cylinder for Champions® MODULAR Package of 2</p>		<p>ADJUSTABLE spacer for half/double cylinder to fit any lenght between 31/31 and 91/141 for Champions® MODULAR Package of 1</p>	
<h2>98CAF337</h2>		<h2>98CAF339</h2>	
<p>60 mm extendible module for half cylinder for Champions® MODULAR Package of 2</p>		<p>5 mm spacer + stem + seeger for half cylinder with cogwheel cam for Champions® MODULAR Package of 5</p>	
<h2>98C1923230</h2>			
<p>Spacer for half cylinder 31/36/41 for Champions® MODULAR Package of 5</p>			
<h2>98C1923245</h2>			
<p>Spacer for half cylinder 51 for Champions® MODULAR Package of 5</p>			



98C2416151

Spacer for double cylinder (B internal - C external)
61-51 / 66-51 / 71-51
for C3D cylinder
Package of 5



98C2413146

Spacer for double cylinder (B internal - C external)
31-46 / 36-46 / 41-46
for C3D cylinder
Package of 5



98C2413156

Spacer for double cylinder (B internal - C external)
31-56 / 36-56 / 41-56
for C3D cylinder
Package of 5



98C2414646

Spacer for double cylinder (B internal - C external)
46-46 / 51-46 / 56-46
for C3D cylinder
Package of 5



98C2414656

Spacer for double cylinder (B internal - C external)
46-56 / 51-56 / 56-56
for C3D cylinder
Package of 5



98C2416146

Spacer for double cylinder (B internal - C external)
61-46 / 66-46 / 71-46
for C3D cylinder
Package of 5



98C2416156

Spacer for double cylinder (B internal - C external)
61-56 / 66-56 / 71-56
for C3D cylinder
Package of 5



98C2413151

Spacer for double cylinder (B internal - C external)
31-51 / 36-51 / 41-51
for C3D cylinder
Package of 5



98C2413161

Spacer for double cylinder (B internal - C external)
31-61 / 36-61 / 41-61
for C3D cylinder
Package of 5



98C2414651







Spacer for double cylinder (B internal - C external)
46-51 / 51-51 / 56-51
for C3D cylinder
Package of 5



98C2414661

Spacer for double cylinder (B internal - C external)
46-61 / 51-61 / 56-61
for C3D cylinder
Package of 5



<p>98C2416161</p> <p>Spacer for double cylinder (B internal - C external) 61-61 / 66-61 / 71-61 for C3D cylinder Package of 5</p>	 	<p>98C2413191</p> <p>Spacer for double cylinder (B internal - C external) 31-91 / 36-91 / 41-91 for C3D cylinder Package of 5</p>	 
<p>98C2413166</p> <p>Spacer for double cylinder (B internal - C external) 31-66 / 36-66 / 41-66 for C3D cylinder Package of 5</p>	 	<p>98C2413196</p> <p>Spacer for double cylinder (B internal - C external) 31-96 / 36-96 / 41-96 for C3D cylinder Package of 5</p>	 
<p>98C2413171</p> <p>Spacer for double cylinder (B internal - C external) 31-71 / 36-71 / 41-71 for C3D cylinder Package of 5</p>	 	<p>98C2413101</p> <p>Spacer for double cylinder (B internal - C external) 31-101 / 36-101 / 41-101 for C3D cylinder Package of 5</p>	 
<p>98C2413176</p> <p>Spacer for double cylinder (B internal - C external) 31-76 / 36-76 / 41-76 for C3D cylinder Package of 5</p>	 		
<p>98C2413181</p> <p>Spacer for double cylinder (B internal - C external) 31-81 / 36-81 / 41-81 for C3D cylinder Package of 5</p>	 		
<p>98C2413186</p> <p>Spacer for double cylinder (B internal - C external) 31-86 / 36-86 / 41-86 for C3D cylinder Package of 5</p>	 		

<p>98C76004</p> <p>Cogwheel cam Ø 24 mm - z = 10 for double cylinder Champions®.</p> <p>Package of 1</p>		<p>98C76010</p> <p>Cogwheel cam Ø 26,5 mm - z = 16 for double cylinder Champions®.</p> <p>Package of 1</p>	
<p>98C76005</p> <p>Cogwheel cam Ø 24 mm - z = 10 for half cylinder and cylinder with knob for Champions®.</p> <p>Package of 1</p>		<p>98C76017</p> <p>Cogwheel cam Ø 30 mm - z = 18 for double cylinder Champions®.</p> <p>Package of 1</p>	
<p>98C76006</p> <p>Cogwheel cam Ø 24 mm - z = 14 for double cylinder Champions®.</p> <p>Package of 1</p>		<p>98C76018</p> <p>Cogwheel cam Ø 30 mm - z = 18 for half cylinder and cylinder with knob for Champions®.</p> <p>Package of 1</p>	
<p>98C76007</p> <p>Cogwheel cam Ø 24 mm - z = 14 for half cylinder and cylinder with knob for Champions®.</p> <p>Package of 1</p>		<p>P35400</p> <p>Suitcase for components for Champions® MODULAR</p> <p>Package of 1</p>	
<p>98C76008</p> <p>Cogwheel cam Ø 30 mm - z = 13 for double cylinder Champions®.</p> <p>Package of 1</p>		<p>98AC25</p> <p>Assembly tool Champions® MODULAR cylinders version with fixing screws (GRUB SCREW)</p> <p>Package of 1</p>	
<p>98C76009</p> <p>Cogwheel cam Ø 30 mm - z = 13 for half cylinder and cylinder with knob for Champions®.</p> <p>Package of 1</p>		<p>98KITIBC7</p> <p>Packet kit for Champions® MODULAR cylinder supplied with :</p> <ul style="list-style-type: none"> - neutral pack - partition cardboard - sealed envelope for keys <p>Package of 5</p>	

START-UP KIT FOR CHAMPIONS MODULAR - (98C00SSUM7)

Article	Q.ty	Article	Q.ty
98CM2CC018	1	98CAF281	5
98CM2CC018C5	1	98CAF298	2
98CAF320	2	98CM1CC018	1
98CAF321	2	98CM1CC018C5	1
98CAF322	2	98CAF330	5
98CAF323	2	98C7805605	1
98CAF324	2	98C1914711	1
98CAF325	2	98CAF331	1
98CAF326	2	98CAF332	1
98CAF327	2	98CAF333	1
98CAF328	2	98CAF334	1
98CAF329	5	98CAF335	1
98C2333030	1	98CAF336	1
98C2333045	1	98CAF337	1
98C2333060	1	98CAF338	5
98C2334545	1	98C1923230	1
98C2334560	1	98C1923245	1
98C2336060	1	98C1923260	1
98C2333080	1	98C1923280	1
98C23031	100	98CAF339	5
98C76004	2	98C7805610	1
98C76006	2	98C76005	1
98C76008	2	98C76007	1
98C76010	2	98C76009	1

CHAMPIONSMODULAR-ASSEMBLY EXAMPLE DOUBLE CYLINDER KEY/KEY 31-46

1 98AC25

2 98CM2CC018

3 98CAF322 (46)

4 98C2333045

5 98C23031

6 98CAF329
98CAF344 (CP8/CP6)

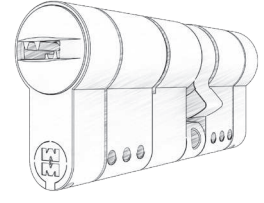
7 98CAF322

8 98CM2CC018

9 98C23031

CHAMPIONSMODULAR - CONFIGURATOR

Online configurator. Tool that allows you to easily compose any type of cylinder. EASY AND INTUITIVE. Available on www.mottura.it



Champions Modular

Champions Modular
Mottura.it

ORSA ASSEMBLAGGIO

- Selezione Cilindro
- Selezione Lera
- Selezione Lunghezza

CHAMPIONSMODULAR

Seleziona il tipo di cilindro:







© 2017 Mottura, Serrature di Sicurezza s.p.a.
Versione: 0.0.1 beta

CYLINDER WITH COGWHEEL CAM




safeguarding your security

**INCREASES OF EACH CYLINDER COST
FOR APPLICATION OF THE COGWHEEL MOUNTED ON CYLINDER**

<p>98C76004</p>	 <p>X</p>	<p>98C76009</p>	 <p>Z</p>
<p>Cogwheel cam Ø 24 mm - z = 10 for double cylinder Champions®.</p>		<p>Cogwheel cam Ø 30 mm - z = 13 for half cylinder and cylinder with knob for Champions®.</p>	
<p>98C76005</p>	 <p>X</p>	<p>98C76010</p>	 <p>J</p>
<p>Cogwheel cam Ø 24 mm - z = 10 for half cylinder and cylinder with knob for Champions®.</p>		<p>Cogwheel cam Ø 26,5 mm - z = 16 for double cylinder Champions®.</p>	
<p>98C76006</p>	 <p>Y</p>	<p>98C76017</p>	 <p>W</p>
<p>Cogwheel cam Ø 24 mm - z = 14 for double cylinder Champions®.</p>		<p>Cogwheel cam Ø 30 mm - z = 18 for double cylinder Champions®.</p>	
<p>98C76007</p>	 <p>Y</p>	<p>98C76018</p>	 <p>W</p>
<p>Cogwheel cam Ø 24 mm - z = 14 for half cylinder and cylinder with knob for Champions®.</p>		<p>Cogwheel cam Ø 30 mm - z = 18 for half cylinder and cylinder with knob for Champions®.</p>	
<p>98C76008</p>	 <p>Z</p>	<p>NOTE : in the order, add the letter corresponding to the desired toothing to the article code for the cylinder.</p> <p>Example : CP8D313101Z</p> <p>The cogwheel cam is NOT available with blockable cylinders except for the knob version (which are ONLY available as blockable cylinders).</p>	
<p>Cogwheel cam Ø 30 mm - z = 13 for double cylinder Champions®.</p>			

KEYS



safeguarding your security

ADDITION OR DEDUCTION OF KEYS TO THE NORMAL EQUIPMENT



	NON RESTRICTED KEY DUPLICATION		KEY DUPLICATION BY AUTHORIZED CENTRES	PROTECTED KEY DUPLICATION				PROTECTED AND CONTROLLED KEY DUPLICATION			
	C10	C30/C31	PRO MODULAR	C28	C28PLUS	C39	C43PLUS	CP6	C48	C55	C3D
Addition for 1 key											
Decrease for 1 key											
Duplicated keys As per sample				Reserved to Mottura Club							

<h1>99C02</h1>	
Coded owner CARD for cylinders for mastering for authorized dealers. Package of 1	

BLANK KEYS

<h1>92C10B0</h1>		Blank key for CHAMPIONS® C10 Package of 25 NON RESTRICTED KEY DUPLICATION										
<h1>92CP4F0</h1>		Blank key for CHAMPIONS® PRO-MODULAR Package of 25										
<h1>92CP4F0S</h1>		Blank SERVICE key for CHAMPIONS® PRO (SET & RESET SYSTEM) Package of 25										
<h1>92C30..</h1>		Blank key for CHAMPIONS® C30/C31 Package of 25 NON RESTRICTED KEY DUPLICATION										
<h1>92CP4F0A</h1>		Blank ACTIVATION key for CHAMPIONS® PRO (SET & RESET SYSTEM) Package of 25										
<h1>92C28C0</h1>		Reserved to Mottura Club Blank key for CHAMPIONS® C28 Package of 25										
		<table border="1"> <thead> <tr> <th colspan="2">Article</th> </tr> </thead> <tbody> <tr> <td>92C30B1</td> <td>92C30B5</td> </tr> <tr> <td>92C30B2</td> <td>92C30B6</td> </tr> <tr> <td>92C30B3</td> <td>92C30B7</td> </tr> <tr> <td>92C30B4</td> <td>92C30B8</td> </tr> </tbody> </table>	Article		92C30B1	92C30B5	92C30B2	92C30B6	92C30B3	92C30B7	92C30B4	92C30B8
Article												
92C30B1	92C30B5											
92C30B2	92C30B6											
92C30B3	92C30B7											
92C30B4	92C30B8											

92CP8D0		
Reserved to Mottura Club		
Blank key for CHAMPIONS® C28PLUS Package of 25		
92C38..		
Article		Reserved to Mottura Club
92C38B1	92C38B5	
92C38B2	92C38B6	
92C38B3	92C38B7	
92C38B4	92C38B8	
Blank key for CHAMPIONS® C38 Package of 25		
92C39..		
Article		Reserved to Mottura Club
92C39D3		
Blank key for CHAMPIONS® C39 Package of 25		
92C43..		
Article		Reserved to Mottura Club
92C43E1	92C43E5	
92C43E2	92C43E6	
92C43E3	92C43E7	
92C43E4	92C43E8	
Blank key for CHAMPIONS® C43/C44 Package of 25		
92CP3..		
Article		Reserved to Mottura Club
92CP3EA	92CP3EE	
92CP3EB	92CP3EF	
92CP3EC	92CP3EG	
92CP3ED	92CP3EH	
Blank key for CHAMPIONS® C43PLUS Package of 25		
92CP6..		
Article		Reserved to Mottura Club
92CP6EK		
92CP6EL		
Blank key for CHAMPIONS® CP6 Package of 25		

91C..		
Article	Livello CHAMPIONS®	
91C10CT	C10	
91C30CT	C30	
91C28CT	C28/29	
91C34CT	C34/35	
91C38CT	C38	
91C43CT	C43/44	
91CP4CT	PRO / MODULAR	
91CP8CT	C28 PLUS	
Group of 3 coded keys + owner's card CHAMPIONS®		
99C..		
Duplicate owner's card CHAMPIONS®		

98.13517M

Plastic interchangeable
CHAMPIONS® key heads.
Available in 4 colours
(blue - orange - green - turquoise).
Package of 25



98.13524M

Plastic interchangeable
CHAMPIONS® key heads.
Available in 3 colours
(khaki C39 - turquoise CP8 - special green CP6).
Package of 25



98CAF13M..

Coloured plastic half-shells
for CHAMPIONS® C48/C55 cylinder key grips.
Marked Mottura (front) and Champions (back).
Available in 5 colours: Green (VC) - Blue (BC) - Turquoise (TC) -
Orange (OC) and black (NC).
Package of 25+25



Coloured inserts for CHAMPIONS® keys


Keys are complete with coloured insert. They have only aesthetic value.
Inserts in 6 different colours are available randomly inserted into the handle
during the assembly phase. Easy to replace for every need.



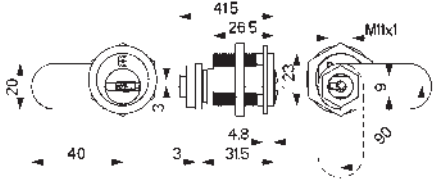

Article	Colour	Figure
98C37A112N	Black	1
98C37A112V	Green	2
98C37A112F	Fuchsia	3
98C37A112T	Turquoise	4
98C37A112O	Orange	5
98C37A112B	Blue	6

Package of 25

SPECIAL CYLINDERS



safeguarding your security

<p>CP8SB4100</p> <p>Finish Satin nickel plated</p> <p>Cam Lock cylinder Ø23 Supplied with CHAMPIONS® C28PLUS: - 3/5 keys in a sealed packet - Owner's card. Package of 1</p>		
<p>CP8ST29001</p> <p>Finish Satin nickel plated</p> <p>Rim Lock cylinder Ø29 Supplied with CHAMPIONS® C28PLUS: - 3/5 keys in a sealed packet - Owner's card. Package of 1</p>		
<p>98C33182..</p> <p>Finish Satin nickel plated (NS) PVD gold (PV)</p> <p>External escutcheon for Rim Lock cylinder Ø 29 Package of 10</p>		
<p>98C39220</p> <p>Finish Zinc-plated</p> <p>Plate for Rim Lock cylinder Ø 29 Package of 10</p>		
<p>CP8SC4700</p> <p>Finish Satin nickel plated</p> <p>Replacement cylinders for electric locks internal + external (CP8SC47IN1+CP8SC47ES1) Compatible with electric locks "Cisa" art. 11721</p>	<p>Supplied with CHAMPIONS® C28PLUS: - 3/5 keys in a sealed packet - Owner's card. Package of 1</p>	
<p>CP8SX4710</p> <p>Finish Satin nickel plated</p> <p>Replacement cylinders for XDRIN internal + external (CP8SX47IN1+CP8SC47ES1)</p>	<p>Supplied with CHAMPIONS® C28PLUS: - 3/5 keys in a sealed packet - Owner's card. Package of 1</p> 	


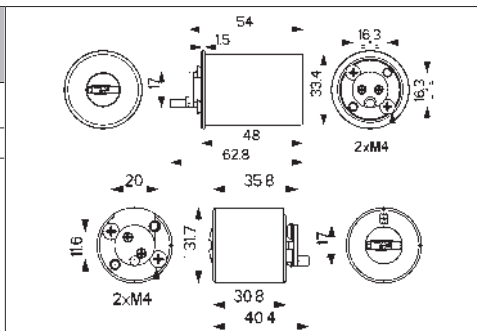
<h2 style="text-align: center;">CP8SC47IN1</h2> <p style="text-align: center;">Finish</p> <p style="text-align: center;">Satin nickel plated</p> <p>Internal cylinder for electric locks Compatible with electric locks "CISA" art. 11721 Supplied with CHAMPIONS® C28PLUS: - 3/5 keys in a sealed packet - Owner's card. Package of 1</p>		<div style="border: 1px solid black; padding: 2px; width: fit-content; margin: 5px auto;"> 3/5 keys C28PLUS </div>
<h2 style="text-align: center;">CP8SX47IN1</h2> <p style="text-align: center;">Finish</p> <p style="text-align: center;">Satin nickel plated</p> <p>Internal cylinder for XDRIN Compatible with electric locks "CISA" art. 11721 Supplied with CHAMPIONS® C28PLUS: - 3/5 keys in a sealed packet - Owner's card. Package of 1</p>		<div style="border: 1px solid black; padding: 2px; width: fit-content; margin: 5px auto;"> 3/5 keys C28PLUS </div>
<h2 style="text-align: center;">CP8SC4710</h2> <p style="text-align: center;">Finish</p> <p style="text-align: center;">Satin nickel plated</p> <p>Replacement cylinders for electric locks internal + external (CP8SC10IN1+CP8SC47ES1) Compatible with locks "CISA" series 50141</p>	<p>Supplied with CHAMPIONS® C28PLUS: - 3/5 keys in a sealed packet - Owner's card. Package of 1</p>	<div style="border: 1px solid black; padding: 2px; width: fit-content; margin: 5px auto;"> 3/5 keys C28PLUS </div>
<h2 style="text-align: center;">CP8SC10IN1</h2> <p style="text-align: center;">Finish</p> <p style="text-align: center;">Satin nickel plated</p> <p>Internal cylinder for electric locks Compatible with locks "CISA" series 50141 Supplied with CHAMPIONS® C28PLUS: - 3/5 keys in a sealed packet - Owner's card. Package of 1</p>		<div style="border: 1px solid black; padding: 2px; width: fit-content; margin: 5px auto;"> 3/5 keys C28PLUS </div>
<h2 style="text-align: center;">CP8SC47ES1</h2> <p style="text-align: center;">Finish</p> <p style="text-align: center;">Satin nickel plated</p> <p>External cylinder for electric locks Compatible with locks "CISA" series 50141-11721-1A721 Supplied with CHAMPIONS® C28PLUS: - 3/5 keys in a sealed packet - Owner's card. Package of 1</p>	<p style="text-align: center;">Stem WIDTH 7 mm</p>	<div style="border: 1px solid black; padding: 2px; width: fit-content; margin: 5px auto;"> 3/5 keys C28PLUS </div>
<h2 style="text-align: center;">CP8SX47ES1</h2> <p style="text-align: center;">Finish</p> <p style="text-align: center;">Satin nickel plated</p> <p>External cylinder for XDRIN Supplied with CHAMPIONS® C28PLUS: - 3/5 keys in a sealed packet - Owner's card. Package of 1</p>	<p style="text-align: center;">Stem WIDTH 6,7 mm</p>	<div style="border: 1px solid black; padding: 2px; width: fit-content; margin: 5px auto;"> 3/5 keys C28PLUS </div>

BP8D453101

Finish
Satin nickel plated

Replacement cylinder
Compatible with locks "Cavith"
Supplied with CHAMPIONS® C28PLUS:
- 3/5 keys in a sealed packet
- Owner's card.

Package of 1


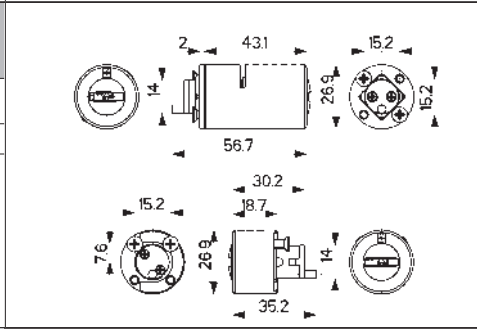


KP8D431901

Finish
Satin nickel plated

Replacement cylinder
Compatible with "JPM" locks
Supplied with CHAMPIONS® C28PLUS:
- 3/5 keys in a sealed packet
- Owner's card.

Package of 1


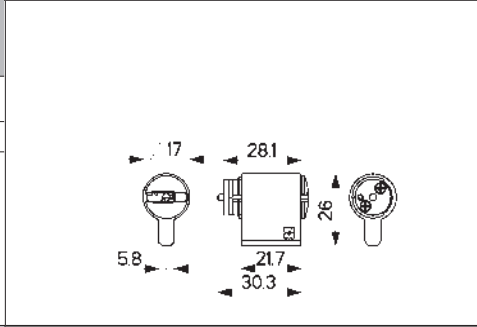


CP8SC22IN1

Finish
Satin nickel plated

Half cylinder for external handle
Compatible with locks "CISA" series 07077-28-0
Supplied with CHAMPIONS® C28PLUS:
- 3/5 keys in a sealed packet
- Owner's card.

Package of 1




CP8SC4721

Finish
Satin nickel plated

Replacement cylinders for electric locks
internal + external (CP8SC21IN1+CP8SC47ES1)
Compatible with electric locks "CISA" series 1A721

Supplied with CHAMPIONS® C28PLUS:
- 3/5 keys in a sealed packet
- Owner's card.

Package of 1


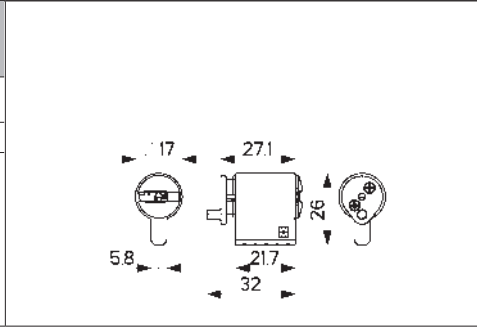


CP8SC21IN1

Finish
Satin nickel plated

Internal Half cylinder for external handle
Compatible with electric locks "CISA" series 1A721
Supplied with CHAMPIONS® C28PLUS:
- 3/5 keys in a sealed packet
- Owner's card.

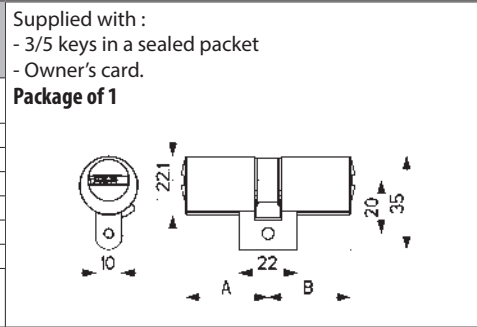
Package of 1



SP4D..

Article	A	B
SP4D313101	31	31
SP4D313601	31	36
SP4D314101	31	41
SP4D414101	41	41
SP4D416101	41	61
SP4D515101	51	51


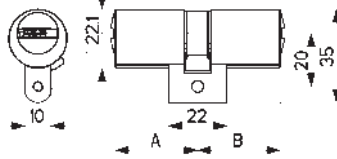
"Swiss" type Champions® PRO cylinder
Satin nickel plated finish



SP8D..		
Article	A	B
SP8D313101	31	31
SP8D313601	31	36
SP8D314101	31	41
SP8D414101	41	41
SP8D416101	41	61
SP8D515101	51	51
"Swiss" type Champions® C28PLUS cylinder Satin nickel plated finish		

Supplied with :
- 3/5 keys in a sealed packet
- Owner's card.

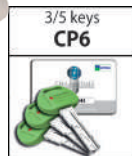
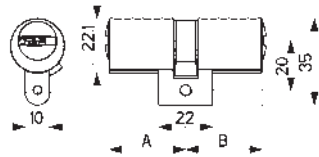
Package of 1



SP6D..		
Article	A	B
SP6D313101	31	31
SP6D313601	31	36
SP6D314101	31	41
SP6D414101	41	41
SP6D416101	41	61
SP6D515101	51	51
"Swiss" type Champions® CP6 cylinder Satin nickel plated finish		

Supplied with :
- 3/5 keys in a sealed packet
- Owner's card.


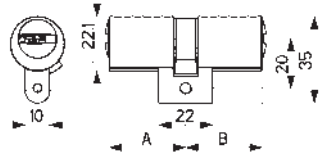
Package of 1



S55D..		
Article	A	B
S55D313101	31	31
S55D313601	31	36
S55D314101	31	41
S55D414101	41	41
S55D416101	41	61
S55D515101	51	51
"Swiss" type Champions® C55 cylinder Satin nickel plated finish		

Supplied with :
- 5 keys in a sealed packet
- Owner's card.


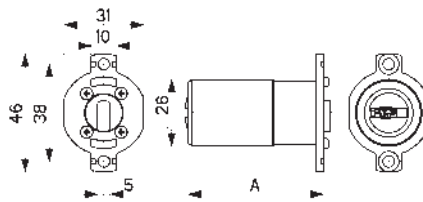
Package of 1



F..M..		
Article	Level	A
FP4M3600F1	PRO	36
FP4M5300F1	PRO	53
FP8M3600F1	C28P	36
FP8M5300F1	C28P	53
FP6M3600F1	CP6	36
FP6M5300F1	CP6	53
F55M3600F1	C55	36
F55M5300F1	C55	53
F3DM3600F1	3DK	36
F3DM5300F1	3DK	53
"FICHET 787" type Champions® PRO- C28PLUS-CP6-C55-3DKEY half cylinder PVD gold finish		

Supplied with :
- 3/5 keys in a sealed packet
- Owner's card.


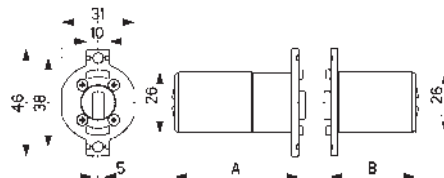
Package of 1




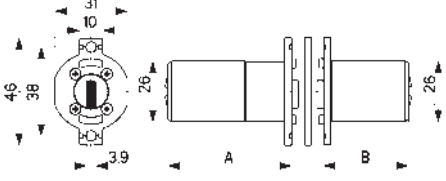

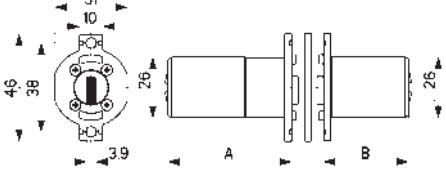

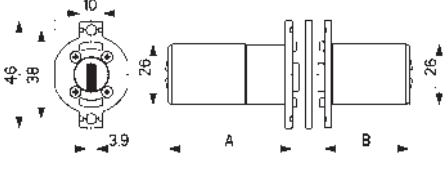

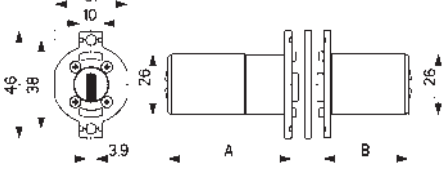

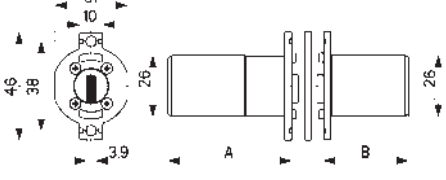

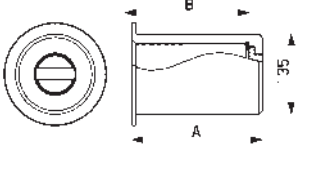
FP4D..		
Article	A	B
FP4D3636F1	36	36
FP4D5336F1	53	36
FP4D5353F1	53	53
"FICHET 787" type Champions® PRO cylinder PVD gold finish		

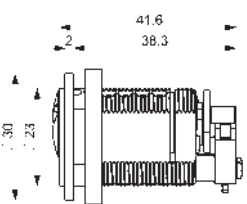

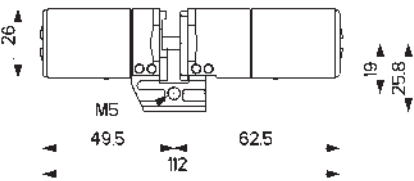

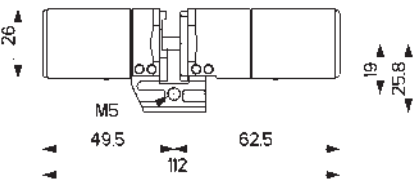


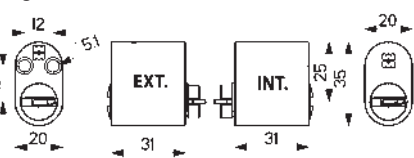

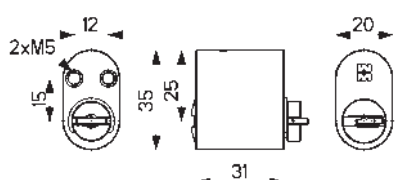

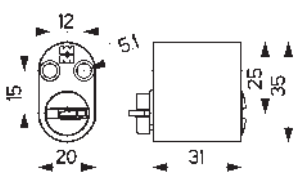

Supplied with :
- 3/5 keys in a sealed packet
- Owner's card.

Package of 1




FP8D..			Supplied with : - 3/5 keys in a sealed packet - Owner's card. Package of 1	
Article	A	B		
FP8D3636F1	36	36		"FICHET 787" type Champions® C28PLUS cylinder PVD gold finish
FP8D5336F1	53	36		
FP8D5353F1	53	53		
FP6D..			Supplied with : - 3/5 keys in a sealed packet - Owner's card. Package of 1	
Article	A	B		
FP6D3636F1	36	36		"FICHET 787" type Champions® CP6 cylinder PVD gold finish
FP6D5336F1	53	36		
FP6D5353F1	53	53		
F55D..			Supplied with : - 5 keys in a sealed packet - Owner's card. Package of 1	
Article	A	B		
F55D3636F1	36	36		"FICHET 787" type Champions® C55 cylinder PVD gold finish
F55D5336F1	53	36		
F55D5353F1	53	53		
F3DD..			Supplied with : - 5 keys in a sealed packet - Owner's card. Package of 1	
Article	A	B		
F3DD3636F1	36	36		"FICHET 787" type 3DKey
F3DD5336F1	53	36		
F3DD5353F1	53	53		
E..M..			Supplied with : - 3/5 keys in a sealed packet - Owner's card. Package of 1	
Article	Level	A		
EP4M3600F1	PRO	36		"FICHET 484" type Champions® PRO-C28PLUS-CP6-C55-3DKEY half cylinder
EP4M5300F1	PRO	53		
EP8M3600F1	C28P	36		
EP8M5300F1	C28P	53		
EP6M3600F1	CP6	36		
EP6M5300F1	CP6	53		
E55M3600F1	C55	36		
E55M5300F1	C55	53		
E3DM3600F1	3DK	36		
E3DM5300F1	3DK	53		
3Dkey				
3Dkey				

<h2>EP4D..</h2>			Supplied with : - 3/5 keys in a sealed packet - Owner's card. Package of 1	 <div style="border: 1px solid black; padding: 2px; text-align: center;"> 3/5 Keys PRO </div>
Article	A	B		
EP4D3636F1	36	36		
EP4D5336F1	53	36		
EP4D5353F1	53	53		
"FICHET 484" type Champions® PRO cylinder PVD gold finish				
<h2>EP8D..</h2>			Supplied with : - 3/5 keys in a sealed packet - Owner's card. Package of 1	 <div style="border: 1px solid black; padding: 2px; text-align: center;"> 3/5 keys C28PLUS </div>
Article	A	B		
EP8D3636F1	36	36		
EP8D5336F1	53	36		
EP8D5353F1	53	53		
"FICHET 484" type Champions® C28PLUS cylinder PVD gold finish				
<h2>EP6D..</h2>			Supplied with : - 3/5 keys in a sealed packet - Owner's card. Package of 1	 <div style="border: 1px solid black; padding: 2px; text-align: center;"> 3/5 keys CP6 </div>
Article	A	B		
EP6D3636F1	36	36		
EP6D5336F1	53	36		
EP6D5353F1	53	53		
"FICHET 484" type Champions® CP6 cylinder PVD gold finish				
<h2>E55D..</h2>			Supplied with : - 5 keys in a sealed packet - Owner's card. Package of 1	 <div style="border: 1px solid black; padding: 2px; text-align: center;"> 5 keys C55 </div>
Article	A	B		
E55D3636F1	36	36		
E55D5336F1	53	36		
E55D5353F1	53	53		
"FICHET 484" type Champions® C55 cylinder PVD gold finish				
<h2>E3DD..</h2>			Supplied with : - 5 keys in a sealed packet - Owner's card. Package of 1	 <div style="border: 1px solid black; padding: 2px; text-align: center;"> 3Dkey </div>
Article	A	B		
E3DD3636F1	36	36		
E3DD5336F1	53	36		
E3DD5353F1	53	53		
"FICHET 484" type 3DKEY				
<h2>98F....</h2>			Supplied with : - 5 keys in a sealed packet - Owner's card. Package of 1	
Article	A	B		
98F410000T	41	36		
98F570000T	57	53		
98F670000T	67	53		
External protection for "FICHET" type cylinder PVD gold finish - Keyhole protection 6mm with 3,5mm slot. Package of 1				

<h1>...SA43001</h1>		<p>Threaded cylinder with microswitch Supplied with : - 3/5 keys in a sealed packet - Owner's card. Package of 1</p> 													
<table border="1"> <thead> <tr> <th>Article</th> <th>Level</th> </tr> </thead> <tbody> <tr> <td>CP4SA43001</td> <td>PRO</td> </tr> <tr> <td>CP8SA43001</td> <td>C28PLUS</td> </tr> <tr> <td>C39SA43001</td> <td>C39</td> </tr> <tr> <td>CP6SA43001</td> <td>CP6</td> </tr> <tr> <td>C55SA43001</td> <td>C55</td> </tr> </tbody> </table> <p>Cylinder FOR LIFTS Champions® PRO-C28PLUS-C39-CP6-C55</p>	Article	Level	CP4SA43001	PRO	CP8SA43001	C28PLUS	C39SA43001	C39	CP6SA43001	CP6	C55SA43001	C55			
Article	Level														
CP4SA43001	PRO														
CP8SA43001	C28PLUS														
C39SA43001	C39														
CP6SA43001	CP6														
C55SA43001	C55														
<h1>T..D506201</h1>		<p>Supplied with : - 3/5 keys in a sealed packet - Owner's card. Package of 1</p> 													
<table border="1"> <thead> <tr> <th>Article</th> <th>Level</th> </tr> </thead> <tbody> <tr> <td>TP4D506201</td> <td>PRO</td> </tr> <tr> <td>TP8D506201</td> <td>C28PLUS</td> </tr> <tr> <td>TP6D506201</td> <td>CP6</td> </tr> <tr> <td>T55D506201</td> <td>C55</td> </tr> </tbody> </table> <p>Special "FICHET-VERTIPOINT" type Champions® PRO-C28PLUS-CP6-C55 cylinder Brass finish.</p>	Article	Level	TP4D506201	PRO	TP8D506201	C28PLUS	TP6D506201	CP6	T55D506201	C55					
Article	Level														
TP4D506201	PRO														
TP8D506201	C28PLUS														
TP6D506201	CP6														
T55D506201	C55														
<h1>T3D506201</h1>		<p>Supplied with : - 5 keys in a sealed packet - Owner's card. Package of 1</p> 	 												
<p>Special "FICHET-VERTIPOINT" type 3DKEY</p>															
<h1>AP..D313101</h1>		<p>Supplied with : - 3/5 keys in a sealed packet - Owner's card. Package of 1</p> 													
<table border="1"> <thead> <tr> <th>Article</th> <th>Level</th> </tr> </thead> <tbody> <tr> <td>AP4D313101</td> <td>PRO</td> </tr> <tr> <td>AP8D313101</td> <td>C28PLUS</td> </tr> </tbody> </table> <p>"Scandinavian" oval type Champions® PRO - C28PLUS cylinder internal + external (AP8M31IN01+AP8M31ES01) Finish : Satin nickel plated</p>	Article	Level	AP4D313101	PRO	AP8D313101	C28PLUS									
Article	Level														
AP4D313101	PRO														
AP8D313101	C28PLUS														
<h1>AP..M31ES01</h1>		<p>Supplied with : - 3/5 keys in a sealed packet - Owner's card. Package of 1</p> 													
<table border="1"> <thead> <tr> <th>Article</th> <th>Level</th> </tr> </thead> <tbody> <tr> <td>AP4M31ES01</td> <td>PRO</td> </tr> <tr> <td>AP8M31ES01</td> <td>C28PLUS</td> </tr> </tbody> </table> <p>External "Scandinavian" oval type Champions® PRO - C28PLUS half cylinder Finish : Satin nickel plated</p>	Article	Level	AP4M31ES01	PRO	AP8M31ES01	C28PLUS									
Article	Level														
AP4M31ES01	PRO														
AP8M31ES01	C28PLUS														
<h1>AP..M31IN01</h1>		<p>Supplied with : - 3/5 keys in a sealed packet - Owner's card. Package of 1</p> 													
<table border="1"> <thead> <tr> <th>Article</th> <th>Level</th> </tr> </thead> <tbody> <tr> <td>AP4M31IN01</td> <td>PRO</td> </tr> <tr> <td>AP8M31IN01</td> <td>C28PLUS</td> </tr> </tbody> </table> <p>Internal "Scandinavian" oval type Champions® PRO - C28PLUS half cylinder Finish : Satin nickel plated</p>	Article	Level	AP4M31IN01	PRO	AP8M31IN01	C28PLUS									
Article	Level														
AP4M31IN01	PRO														
AP8M31IN01	C28PLUS														

PADLOCKS



safeguarding your security

A padlocks with security cylinder integrates the **CHAMPIONS®** range extending the possibilities of employment offered by the europrofile cylinders.

All padlocks are compatible with **CHAMPIONS®** master key systems.

Available models:

- **STANDARD SHACKLE**
- **PROTECTED SHACKLE**
- **HIGH SECURITY PADLOCK**

STANDARD and **PROTECTED** padlocks have a solid brass structure, hardened steel shackle, chrome finish. The **HIGH SECURITY** model has a zamak alloy structure with shell, fore and rear bottom in carbonitured steel and chrome finish. Shackle in stain-less steel, protection of the keyhole in carbonitured steel and chrome finish.

L247/255/355 padlocks are equipped with a special easy-to-replace half cylinder. (code example CP8SL...)

L..L190 high security padlock is equipped with a standard half cylinder M type.



<h1>L..L190</h1>			
Article	CHAMPIONS® Level		
LP4L190	PRO		
LP8L190	C28PLUS		
LP6L190	CP6		
L55L190	C55		
<p>High security padlock with Champions® cylinder. Supplied with: - 3/5 keys in a sealed packet - Owner's card</p> <p>Package of 1</p>			
<h1>L..L247</h1>			
Article	CHAMPIONS® Level		
LP4L247	PRO		
LP8L247	C28PLUS		
LP6L247	CP6		
L55L247	C55		
<p>Chromate padlocks with Champions® cylinder. Supplied with: - 3/5 keys in a sealed packet - Owner's card</p> <p>Package of 1</p>			
<h1>L..L255</h1>			
Article	CHAMPIONS® Level		
LP4L255	PRO		
LP8L255	C28PLUS		
LP6L255	CP6		
L55L255	C55		
<p>Chromate padlocks with Champions® cylinder. Supplied with: - 3/5 keys in a sealed packet - Owner's card</p> <p>Package of 1</p>			
<h1>L..L355</h1>			
Article	CHAMPIONS® Level		
LP4L355	PRO		
LP8L355	C28PLUS		
LP6L355	CP6		
L55L355	C55		
<p>Chromate padlock with protected shackle with Champions® cylinder. Supplied with: - 3/5 keys in a sealed packet - Owner's card</p> <p>Package of 1</p>			

MASTER KEY SYSTEMS



safeguarding your security

MASTER KEYING CHART FOR CHAMPIONS® SYSTEMS

Instructions to fill the form

The following page shows a view of the keying chart to be filled while ordering Champions® master key systems. We ask to fill clearly the necessary fields by following the instructions below.

Mottura Serrature S.p.A., reserves to vary technical features of cylinders and components without previous notice. Please remember that master key system reduce cylinder safety

		MOTTURA SERRATURE DI SICUREZZA S.P.A. Strada Antica di Francia, 34 10057 Sant'Ambrogio - Torino - Italy Tel. 011.93.43.111 Fax 011.93.12.427 www.mottura.it		COMPANY WITH MANAGEMENT SYSTEM CERTIFIED BY DNV ISO 9001 - ISO 45001		Q.ty 2 2 4 4 4 4	
		CHAMPIONS MASTER KEY SYSTEMS					
System code :		Invoice code :		Code Marc.		N.	
Author : 1 Aldo		Date : 2 12/03/01		3 Hardware store		4 Building	
Customer :		Chart :		5 a		6 a	
Cylinders							
N.	Code Marc.	Door-rooms	Article code	Q.ty	Type	Keys	N.
1		Flat 1	C48P315101	2	KA		1
2		Flat 2	C48P315101	1			2
3		Flat 3	C48P315101	1			3
4		Flat 4	C48P315101	1			4
5		Front door	C48D314101	1			5
6		Pedestrian gate	C48D313101	1			6
7		Boiler room	C48D313101	1			7
8							8
9		5 a					29
10			5 b				30
11							31
12							32
13							
14							
15							
16							
17							
18							
19							
20							

N.B.: When ordering, specify the possibility of future increases; if not specified it will be impossible to do so later.

Customer's signature:

- 1 Enter the name of the **Author** in the proper field.
- 2 Enter the current **Date** in the proper field.
- 3 Enter the **Client** information in the proper field.
- 4 Enter the **System** name in the proper field.
- 5 Enter all of the **Cylinders** that make up the system, indicating for each :
 - a. **Door or Room** designation;
 - b. **Article** code ;
 - c. **Quantity**, must be equal to **1**, unless relative to two or more cylinders with same keys (**KA**);
 - d. **Type**, in special cases of same (**KA**);
 - e. Number of copies of **individual keys** (keys that only open the cylinder in question). If no individual keys are to be requested, leave blank, and if you plan on a future expansion, enter 0.

- 6 Enter all of the desired **Master keys** (keys that open more than one cylinder) indicating for each:
 - a. **Key** designation, or user designation;
 - b. **Quantity** of copies;
 - c. Which cylinders they must open, indicated by an **X** in the box at the intersection of the key column and the cylinder row.


N.B. : The fields "System code", "Invoice code" and "Code Marc.", highlighted in yellow, **MUST NOT BE COMPLETED**; these codes will be automatically assigned by the Mottura Serrature S.p.A. host computer.

If not otherwise specified, cylinders are supplied in satin nickel finish..

Master key systems are supplied with ONLY ONE owner's card. Additional cards supplied on request (please contact the company).

KEYED ALIKE KA

System composed of several cylinders with the same code that can be opened with the same key.



NON-RESTRICTED KEY DUPLICATION	KEY DUPLICATION BY AUTHORIZED CENTRE	PROTECTED KEY DUPLICATION			PROTECTED E CONTROLLED KEY DUPLICATION
C10	PRO MODULAR	C28PLUS	C39	CP6	C55

NEW CODE OR AS PER SAMPLE

Half cylinder, thumb turn cylinder, padlock, locks, latches

Double cylinder

PRICE DECREASE

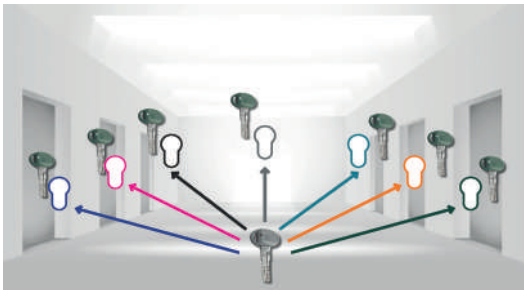
(for each key) with respect to standard supply

PRICE SURCHARGE

(for each key) with respect to standard supply

MASTER KEY SYSTEM MK

A single master key opens all the cylinders in the system, while each of the individual keys opens its own cylinder.



NON-RESTRICTED KEY DUPLICATION	KEY DUPLICATION BY AUTHORIZED CENTRE	PROTECTED KEY DUPLICATION			PROTECTED E CONTROLLED KEY DUPLICATION
C10	PRO MODULAR	C28PLUS	C39	CP6	C55

NEW CODE OR AS PER SAMPLE

Half cylinder, thumb turn cylinder, padlock, locks, latches

Double cylinder

FIRST MASTER KEY ENCLOSED

MASTER KEYS ADDITIONAL TO THE COST OF THE PRICE SURCHARGE

PRICE DECREASE


(for each key) with respect to standard supply

PRICE SURCHARGE

(for each key) with respect to standard supply

Master key systems are supplied with **ONLY ONE** owner's card.

GROUP MASTER KEY SYSTEM GMK - Each room can be opened by its own key or by a master key that opens the cylinders in an entire area or department, but not those in other groups of rooms; finally, a general master key opens the cylinders of all departments.



NON-RESTRICTED KEY DUPLICATION	KEY DUPLICATION BY AUTHORIZED CENTRE	PROTECTED KEY DUPLICATION			PROTECTED E CONTROLLED KEY DUPLICATION
C10	PRO MODULAR	C28PLUS	C39	CP6	C55

NEW CODE OR AS PER SAMPLE

Half cylinder, thumb turn cylinder, padlock, locks, latches

Double cylinder

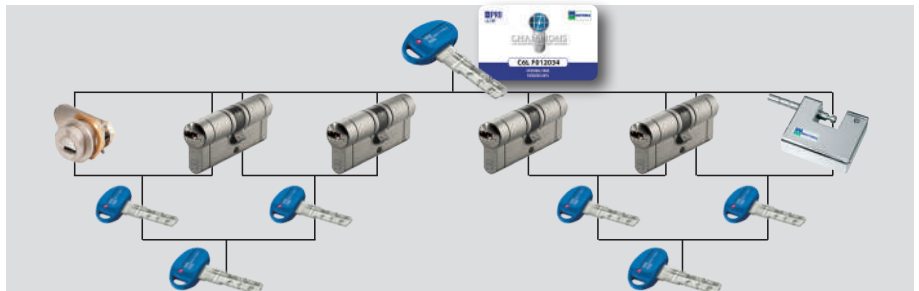
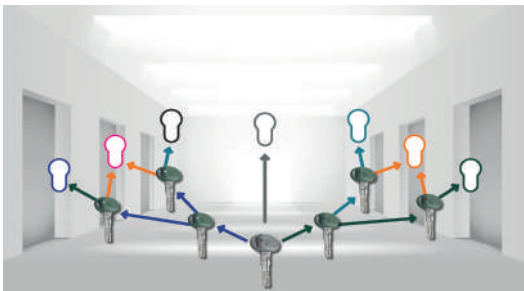
FIRST MASTER KEY ENCLOSED

MASTER KEYS ADDITIONAL TO THE COST OF THE PRICE SURCHARGE

PRICE DECREASE (for each key) with respect to standard supply

PRICE SURCHARGE (for each key) with respect to standard supply

GENERAL MASTER KEY SYSTEM GGMK - Every room can be opened by its own key or a master key that opens the cylinders of an entire area or department, but not those of other groups of rooms. One master key opens several groups of cylinders. One general master key opens all cylinders in all departments.



NON-RESTRICTED KEY DUPLICATION	KEY DUPLICATION BY AUTHORIZED CENTRE	PROTECTED KEY DUPLICATION			PROTECTED E CONTROLLED KEY DUPLICATION
C10	PRO MODULAR	C28PLUS	C39	CP6	C55

NEW CODE OR AS PER SAMPLE

Half cylinder, thumb turn cylinder, padlock, locks, latches

Double cylinder


FIRST MASTER KEY ENCLOSED

MASTER KEYS ADDITIONAL TO THE COST OF THE PRICE SURCHARGE

PRICE DECREASE (for each key) with respect to standard supply

PRICE SURCHARGE (for each key) with respect to standard supply

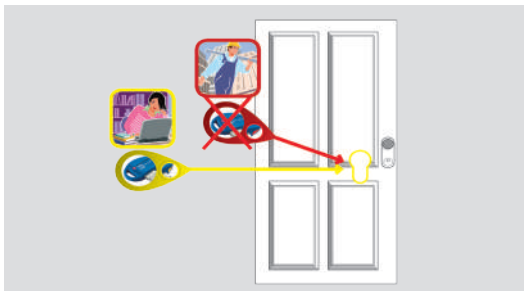
MAIN LOCK SYSTEM CC - In addition to opening its own cylinder (but not other cylinders in the system), each key also opens the main lock. Every key of this chart is considered a master key.



NON-RESTRICTED KEY DUPLICATION	KEY DUPLICATION BY AUTHORIZED CENTRE	PROTECTED KEY DUPLICATION			PROTECTED E CONTROLLED KEY DUPLICATION
C10	PRO MODULAR	C28PLUS	C39	CP6	C55

NEW CODE OR AS PER SAMPLE	Half cylinder, thumb turn cylinder, padlock, locks, latches						
	Double cylinder						
PRICE DECREASE	(for each key) with respect to standard supply						
PRICE SURCHARGE	(for each key) with respect to standard supply						

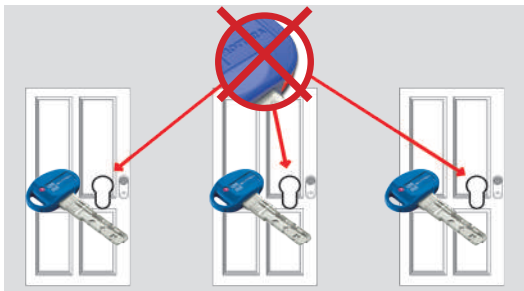
SYSTEM WITH CONSTRUCTION KEY CA - A first key is used during installation, after which it is replaced with a new, one sealed set of keys which excludes all keys previously used by modifying the code. Construction KEY SYSTEM (CA) is available for all CHAMPIONS® levels.



NON-RESTRICTED KEY DUPLICATION	KEY DUPLICATION BY AUTHORIZED CENTRE	PROTECTED KEY DUPLICATION			PROTECTED E CONTROLLED KEY DUPLICATION
C10	PRO MODULAR	C28PLUS	C39	CP6	C55

FOR ALL CYLINDER SYSTEMS							
PRICE DECREASE	(for each key) with respect to standard supply						
PRICE SURCHARGE	(for each key) with respect to standard supply						

SYSTEM WITH GROUP CONSTRUCTION KEY CG - A first key (construction key), the same for the whole group, is used during installation, after which it is replaced with a new, sealed set of keys which excludes all keys previously used by modifying the code. Construction GROUP KEY SYSTEM (CG) is available for all CHAMPIONS® levels.



Prezzi da sommare
al costo di ogni cilindro dell'impianto




NON-RESTRICTED KEY DUPLICATION	KEY DUPLICATION BY AUTHORIZED CENTRE	PROTECTED KEY DUPLICATION			PROTECTED E CONTROLLED KEY DUPLICATION
C10	PRO MODULAR	C28PLUS	C39	CP6	C55
FOR ALL CYLINDER SYSTEMS					
FIRST MASTER KEY ENCLOSED					
PRICE DECREASE (for each key) with respect to standard supply					
PRICE SURCHARGE (for each key) with respect to standard supply					
MASTER KEYS ADDITIONAL TO THE COST OF THE PRICE SURCHARGE					

Supplied : n.1 card for construction key + n.1 card for cylinder.
n. 1 construction key per 5 cylinder group (example: n.3 cylinders - n.1 key; n.7 cylinders - n.2 keys; n.50 cylinders - n.10 keys)

VARIO SYSTEM - Each cylinder in the CHAMPIONS® "Vario" system comes with 3 key levels – A, B, C. Each type has a unique code and is packed in a separately sealed packet. In case A key is lost or stolen, B key is inserted into the cylinder and A key is automatically excluded. The same mechanism is used to enable C key and automatically disable B key.

CHAMPIONS® "VARIO" IS AVAILABLE IN TWO VERSIONS :



3/5 main keys with red insert (A) - KEYS BLISTER

For normal use


1 first emergency key with yellow insert (B) - KEYS BLISTER

Used if a main key is lost or stolen: once inserted in the cylinder, it automatically excludes the previously used keys

1 second emergency key with white insert (C) - THE SEALED PACKET

If the yellow key is lost or stolen, this key is used to change the code of the cylinder again and to automatically exclude all previous keys

When ordering add the initial V to the Champions® code and specify the requested number of keys, for example **CP8V313101/V keys 3+1+1**



1 construction key with red insert (A) - KEYS BLISTER

For use during installation

3 main keys with yellow insert (B) - KEYS BLISTER

Upon completion of work, these keys are used to recode the cylinder and to automatically exclude the red key.

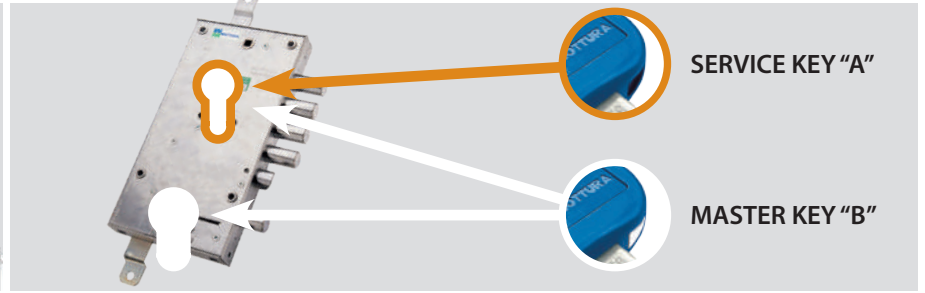
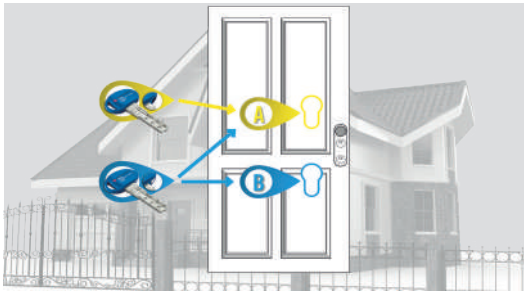
1 emergency key with white insert (C) - THE SEALED PACKET

In case a main key is lost or stolen, this key is used to recode the cylinder again and to exclude all previously used keys

KEY DUPLICATION BY AUTHORIZED CENTRE	PROTECTED KEY DUPLICATION		PROTECTED E CONTROLLED KEY DUPLICATION
PRO MODULAR	C28PLUS	C39	C55
FOR ALL CYLINDER SYSTEMS			
PRICE DECREASE (for each key) with respect to standard supply			
PRICE SURCHARGE (for each key) with respect to standard supply			

TANDEM SYSTEMS

"TANDEM" SYSTEM WITH SERVICE AND MASTER KEYS



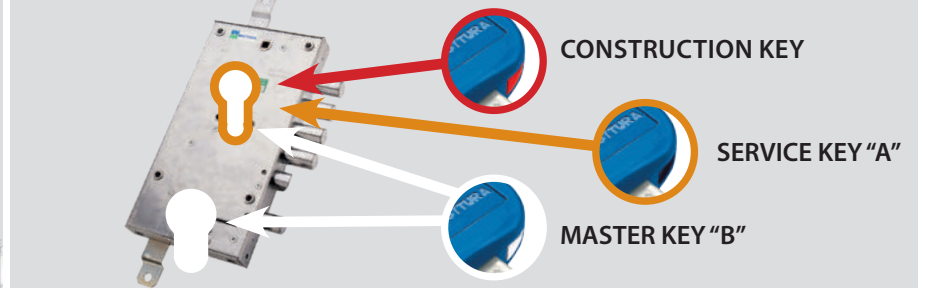
NON-RESTRICTED KEY DUPLICATION	KEY DUPLICATION BY AUTHORIZED CENTRE	PROTECTED KEY DUPLICATION			PROTECTED & CONTROLLED KEY DUPLICATION
		C28PLUS	C39	CP6	
C10	PRO/MODULAR				C55

TANDEM IS A MASTER KEY SYSTEM consisting of a pair of MOTTURA CHAMPIONS® to be installed on a double cylinder lock. You can order a pair of matched CHAMPIONS® (A+B) in which: cylinder A has a service function; cylinder B has a master key function.

The CHAMPIONS® master key can open the service champions®, **but not vice versa**. This function is available for CHAMPIONS® in all versions.

All models are supplied with 5 master keys + 2 service keys.

"TANDEM-CA" SYSTEM WITH CONSTRUCTION, SERVICE AND MASTER KEYS



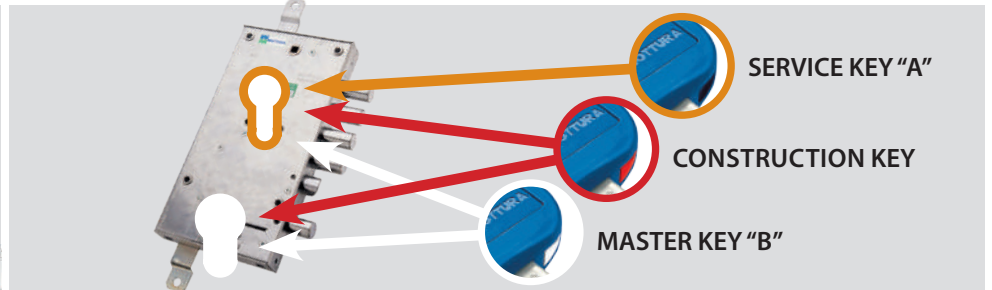
C10	PRO/MODULAR	C28PLUS	C39	CP6	C55
-----	-------------	---------	-----	-----	-----

TANDEM-CA IS A MASTER KEY SYSTEM consisting of a pair of MOTTURA CHAMPIONS® to be installed on a double cylinder lock. You can order a pair of matched CHAMPIONS® (A+B) in which: cylinder A has a service function with construction key; cylinder B has a master key function. The construction key is disabled by the 2 service keys (A).

The CHAMPIONS® master key can open the service CHAMPIONS®, **but not vice versa**. This function is available for CHAMPIONS® in all versions.

All models are supplied with 5 master keys + 2 service keys + 1 construction key.

"TANDEM-CA" SYSTEM WITH COMMON CONSTRUCTION KEY, SERVICE AND MASTER KEYS



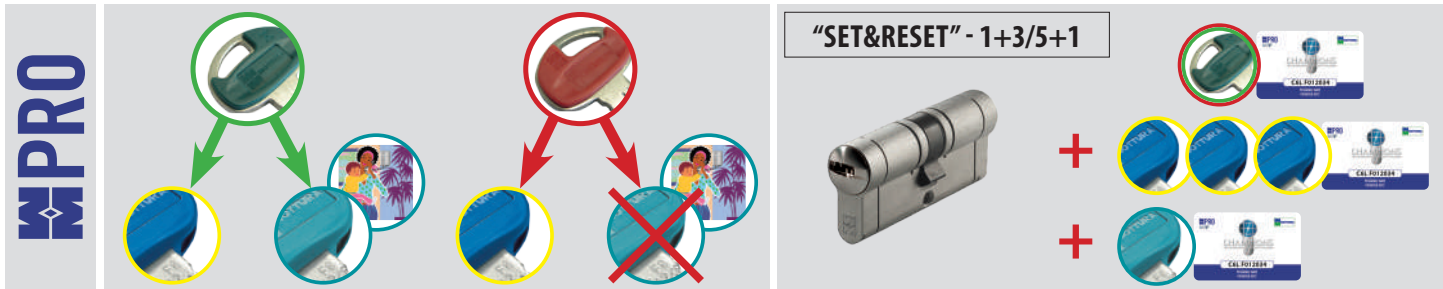
C10	PRO/MODULAR	C28PLUS	C39	C55
-----	-------------	---------	-----	-----

TANDEM-CA with common construction key is a master key system consisting of a pair of MOTTURA CHAMPIONS® to be installed on a double cylinder lock. Cylinder "A" has a service function; cylinder "B" has a master key function. The construction key can open both cylinders and will be disabled by the 2 service keys "A" and by 5 master key "B".

The CHAMPIONS® master key (B) can open the service CHAMPIONS® (A), **but not vice versa**.

All models are supplied with 5 master keys + 2 service keys + 1 construction key (the number of keys can be changed request).

SET & RESET SERVICE KEY OPTION ON CHAMPIONS® PRO ONLY - An absolutely outstanding technical innovation: both master and service keys work on the same cylinder, but the service key can be temporarily disabled and then enabled again later. For example, when going on holiday, you may block access to those who hold service keys and restore it on your return.



GREEN SIDE
the service key operates normally. The cylinder is opened both by the blue master key and by the turquoise service key.

RED SIDE
the service key DOES NOT operate. The cylinder is only opened by the blue master key.

1 key with green and red half-shell,
used to activate / deactivate the service key.

3/5 blue master key
allows the normal use of the cylinder (always).

1 turquoise service key

WARNING Add AR to the cylinder code (Es.CP4D313101/AR). Specify number and type of requested keys in sequence as follows:

N. SET/RESET KEYS + N. MASTER KEYS + N. SERVICE KEYS

	KEY DUPLICATION BY AUTHORIZED CENTRE		
	PRO	SERVICE	SET/RESET
FOR ALL CYLINDER SYSTEMS			
PRICE DECREASE (for each key) with respect to standard supply			
PRICE SURCHARGE (for each key) with respect to standard supply			
PRICE SURCHARGE (for each SERVICE key) with respect to standard supply			
PRICE SURCHARGE (for each SET/RESET key) with respect to standard supply			

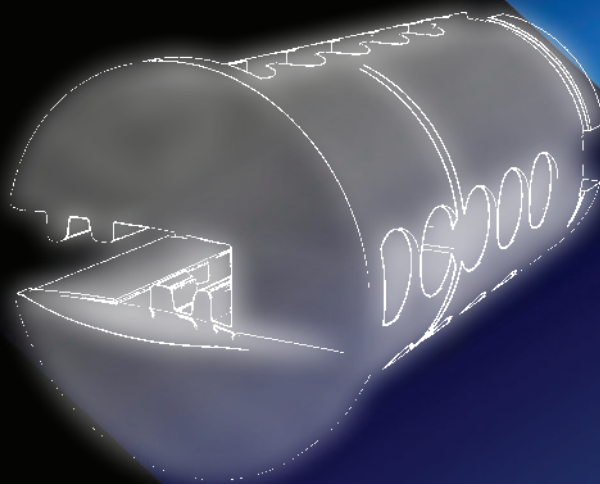
NEW CYLINDER
The BLUE MASTER KEY **ALWAYS OPEN** the cylinder. The TURQUOISE SERVICE KEY **IS ABLE TO OPEN** the cylinder.

DEACTIVATE
The BLUE MASTER KEY **ALWAYS OPEN** the cylinder. The TURQUOISE SERVICE KEY **IS TEMPORARILY NOT ABLE TO** operate the cylinder.

ACTIVATE
The BLUE MASTER KEY **ALWAYS OPEN** the cylinder. The TURQUOISE SERVICE KEY **IS ABLE TO OPEN** the cylinder again.

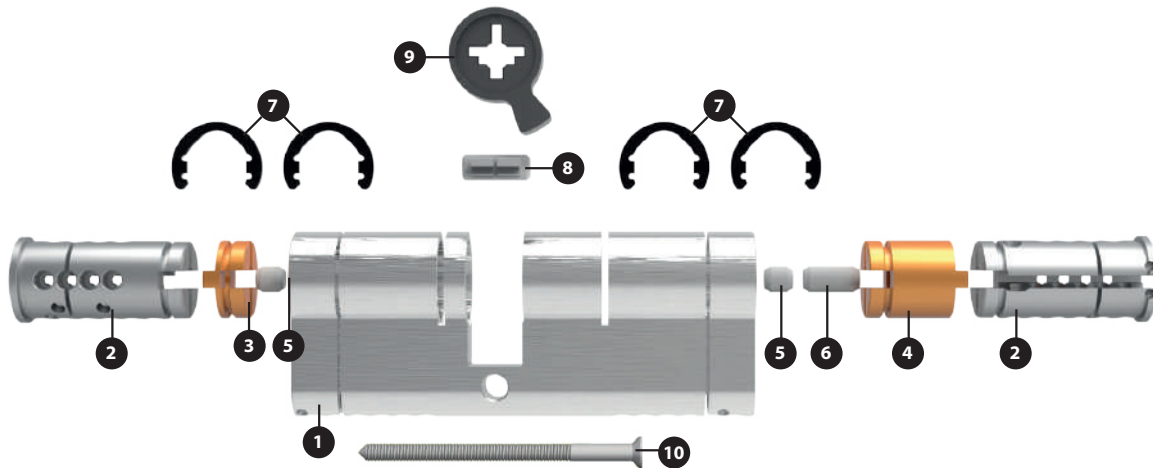
The package contains: the cylinder, keys, 3 card of property, installation instructions and fixing screw. **To guarantee maximum security keys and cards are sealed and separated according to the version chosen. Available FOR CHAMPIONS® PRO ONLY on "Mottura" key profile version. It is NOT possible to custom profiles.**

SPARE PARTS FOR MASTER KEY SYSTEM



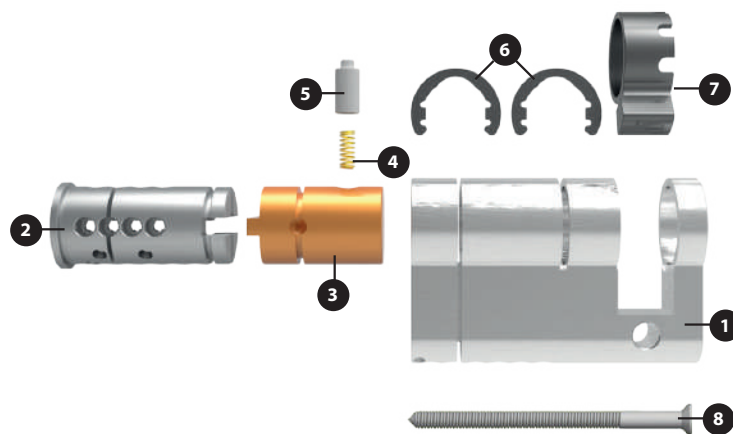
safeguarding your security

ORDER EXAMPLE OF A DOUBLE CYLINDER CP8D3646 WITHOUT INTERNAL COMPONENTS



N°	Article		Quantity
1	98CS23646	Shell for double cylinder	1
2	98CRV28B	Plug for double and half cylinder	2
3	98C1910605	Spacer for double cylinder	1
4	98C1910615	Spacer for double cylinder	1
5	98C1908405	Cylinder/stem spacer	2
6	98C1908410	Cylinder/stem spacer	1
7	98C47010	Plug retainer	4
8	98CAF508	Stem for double cylinder	1
9	98C76003	Cam for double cylinder	1
10	98C56123	Screw	1

ORDER EXAMPLE OF A HALF CYLINDER CP8M4100 WITHOUT INTERNAL COMPONENTS

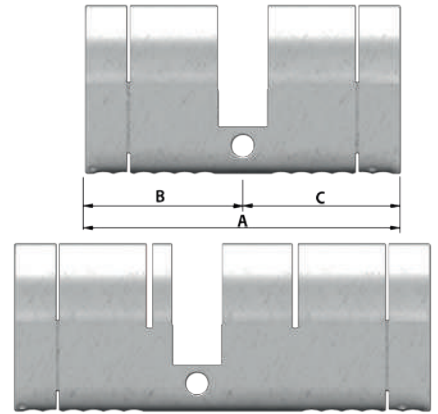


N°	Article		Quantity
1	98CSM4100	Shell for half cylinder	1
2	98CRV28B	Plug for double and half cylinder	1
3	98C1914721	Spacer for half cylinder	1
4	98C32140	Spring	1
5	98C37540	Pin	1
6	98C47010	Plug retainer	2
7	98C76000	Cam for half cylinder	1
8	98C56123	Screw	1

98CS2....			
Article	A	B - C	Pack/Pc.
98CS23131	62	31-31	20
98CS23136	67	31-36	10
98CS23141	72	31-41	10
98CS23636	72	36-36	10
98CS23146	77	31-46	10
98CS23641	77	36-41	10
98CS23151	82	31-51	10
98CS23646	82	36-46	10
98CS24141	82	41-41	10
98CS23156	87	31-56	10
98CS23651	87	36-51	10
98CS24146	87	41-46	10
98CS23161	92	31-61	10
98CS23656	92	36-56	10
98CS24151	92	41-51	10
98CS24646	92	46-46	10
98CS23166	97	31-66	10
98CS23661	97	36-61	10
98CS24156	97	41-56	10
98CS24651	97	46-51	10
98CS23171	102	31-71	10
98CS24161	102	41-61	10
98CS24656	102	46-56	10
98CS25151	102	51-51	10
98CS24661	107	46-61	10
98CS25156	107	51-56	10
98CS23181	112	31-81	10
98CS24171	112	41-71	10
98CS25161	112	51-61	10
98CS25656	112	56-56	10
98CS23191	122	31-91	10
98CS24181	122	41-81	10
98CS25171	122	51-71	10
98CS26171	132	61-71	10

Shell for double cylinder
Champions®

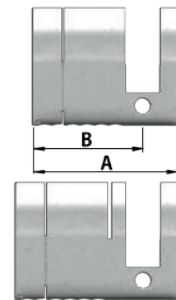
Package of 10/20



98CSM....			
Article	A	B	Pack/Pc.
98CSM3100	41	31	20
98CSM3600	46	36	20
98CSM4100	51	41	20
98CSM4600	56	46	20
98CSM5100	61	51	20
98CSM6100	71	61	10
98CSM7100	81	71	10
98CSM8100	91	81	10

Shell for standard half cylinder Champions®
for 14/20 mm thickness locks

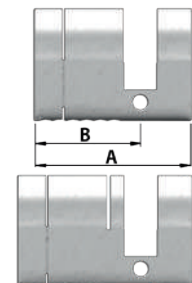
Package of 10/20



98CSB....			
Article	A	B	Pack/Pc.
98CSB3100	47	31	20
98CSB4100	57	41	20
98CSB5100	67	51	20
98CSB6100	77	61	10
98CSB7100	87	71	10
98CSB8100	97	81	10

Shell for standard half cylinder Champions®
for 30 mm thickness locks

Package of 10/20



98CAF340			

Shell for standard
Champions® MODULAR cylinder
complete with cap. (98C49041)




<h2 style="text-align: center;">98CRV30B</h2> <p>Plug for double and half cylinder for Champions® C10 - C30 - C31 Standard length for all cylinders. For personalized profiles replace letter B with letter P on the code (only C30-C31).</p> <p>Package of 30</p>		<h2 style="text-align: center;">98CRVP8D</h2> <p>Plug for double and half cylinder for Champions® C28PLUS Standard length for all cylinders.</p> <p>Package of 30</p>	 
<h2 style="text-align: center;">98CRV28C</h2> <p>Plug for double and half cylinder for Champions® C28 - C29 Standard length for all cylinders. For personalized profiles replace letter C with letter M on the code.</p> <p>Package of 30</p>		<h2 style="text-align: center;">98CRVP8P</h2> <p>Plug for double and half cylinder for Champions® C28PLUS personalized profiles. Standard length for all cylinders.</p> <p>Package of 30</p>	 
<h2 style="text-align: center;">98CRV38B</h2> <p>Plug for double and half cylinder for Champions® C38 Standard length for all cylinders.</p> <p>Package of 30</p>		<h2 style="text-align: center;">98CRV39D</h2> <p>Plug for double and half cylinder for Champions® C39 Standard length for all cylinders.</p> <p>Package of 30</p>	 
<h2 style="text-align: center;">98CRV43C</h2> <p>Plug for double and half cylinder for Champions® C43 - C44 Standard length for all cylinders.</p> <p>Package of 30</p>	 	<h2 style="text-align: center;">98CRVP3S</h2> <p>Plug for double and half cylinder for Champions® C43PLUS Standard length for all cylinders.</p> <p>Package of 30</p>	 
<h2 style="text-align: center;">98CRVP4F</h2> <p>Plug for double and half cylinder for Champions® PRO - MODULAR Standard length for all cylinders.</p> <p>Package of 30</p>	 	<h2 style="text-align: center;">98CRVP6S</h2> <p>Plug for double and half cylinder for Champions® CP6 Standard length for all cylinders.</p> <p>Package of 30</p>	 
<h2 style="text-align: center;">98CRVP4G</h2> <p>Plug for double and half cylinder for Champions® PRO personalized profiles and MODULAR personalized profiles. Standard length for all cylinders.</p> <p>Package of 30</p>	 	<h2 style="text-align: center;">98C77011</h2> <p>Plug for adjustable knob Champions®</p> <p>Package of 5</p>	

98C77054..

Article	C	D
98C7705430	31	46,3
98C7705435	36	51,3
98C7705440	41	56,3
98C7705445	46	61,3
98C7705450	51	66,3
98C7705455	56	71,3
98C7705460	61	76,3
98C7705470	71	86,3
98C7705480	81	96,3
98C7705490	91	106,3

Plug for fixed knob
Champions®
C = cylinder length reference position


Package of 5



98C37640..

Article	L
98C37640-2	8,5
98C37640-3	9
98C37640-4	9,5

Spacer pin for
Champions® C30/31-C38-C39
Package of 100



98C42076..

Magnetic plate for
Champions® C30/31-C38-C39
Package of 100

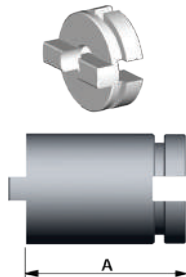


98C19106..

Article	C	A
98C1910605	36	5
98C1910610	41	10
98C1910615	46	15
98C1910620	51	20
98C1910625	56	25
98C1910630	61	30
98C1910640	71	40
98C1910650	81	50
98C1910660	91	60

Spacer for double cylinder for Champions®
C = cylinder length reference position
Package of 5

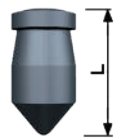
98C1910605



98C37566..

Article	L
98C37566-1	6
98C37566-2	6,45
98C37566-3	6,9
98C37566-4	7,35
98C37566-5	7,8
98C37566-6	8,25


Anti-picklock top pin for Champions®.
Package of 100



98C37505..

Article	L
98C37505-0	4
98C37505-2	5
98C37505-3	5,5

Bottom pin for Champions®.
Package of 100




98C19147..

Article	B	A
98C1914711	31	11
98C1914716	36	16
98C1914721	41	21
98C1914731	51	31
98C1914741	61	41
98C1914751	71	51
98C1914761	81	61
98C1914771	91	71

Spacer for half cylinder on the opposite side
of the key for Champions®
B = cylinder length reference position
Package of 5


98C1914711



98C37506..

Article	L
98C37506-0	4
98C37506-2	5
98C37506-3	5,5
98C37506-30T	5,5

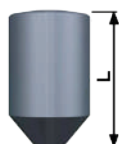
Anti-picklock bottom pin for Champions®.
Package of 100



98C37567..

Article	L
98C37567-1	5,4
98C37567-2	5,7
98C37567-3	6,2

Top pin on magnetic plate
for Champions® C30/31-C38-C39
Package of 100



98C32116


Coding spring
for Champions®.
Package of 100



<h2 style="text-align: center;">98C49012</h2> <p>Cap for Shell - L = 4 mm for Champions®. Package of 100</p>		<h2 style="text-align: center;">98C76000</h2> <p>Cam for half cylinder for Champions®. Package of 10/50</p>																	
<h2 style="text-align: center;">98C37503</h2> <table border="1" style="width: 100%; border-collapse: collapse;"> <thead> <tr> <th style="width: 60%;">Article</th> <th style="width: 40%;">L</th> </tr> </thead> <tbody> <tr> <td>98C37503</td> <td style="text-align: center;">5,3</td> </tr> <tr> <td>98C37503S</td> <td style="text-align: center;">6,05</td> </tr> </tbody> </table> <p>Mobile key control pin for Champions®. Package of 50</p>	Article	L	98C37503	5,3	98C37503S	6,05		<h2 style="text-align: center;">98C76001</h2> <p>Cam for cylinder with knob for Champions®. Package of 10/50</p>											
Article	L																		
98C37503	5,3																		
98C37503S	6,05																		
<h2 style="text-align: center;">98C37504..</h2> <table border="1" style="width: 100%; border-collapse: collapse;"> <thead> <tr> <th style="width: 60%;">Article</th> <th style="width: 40%;">L</th> </tr> </thead> <tbody> <tr> <td>98C37504-0</td> <td style="text-align: center;">5,55</td> </tr> <tr> <td>98C37504-1</td> <td style="text-align: center;">6</td> </tr> <tr> <td>98C37504-2</td> <td style="text-align: center;">6,45</td> </tr> <tr> <td>98C37504-3</td> <td style="text-align: center;">6,9</td> </tr> <tr> <td>98C37504-4</td> <td style="text-align: center;">7,35</td> </tr> <tr> <td>98C37504-5</td> <td style="text-align: center;">7,8</td> </tr> <tr> <td>98C37504-6</td> <td style="text-align: center;">8,25</td> </tr> </tbody> </table> <p>Coding pin for Champions®. Package of 100</p>	Article	L	98C37504-0	5,55	98C37504-1	6	98C37504-2	6,45	98C37504-3	6,9	98C37504-4	7,35	98C37504-5	7,8	98C37504-6	8,25		<h2 style="text-align: center;">98C76003</h2> <p>Cam for double cylinder for Champions®. Package of 10/50</p>	
Article	L																		
98C37504-0	5,55																		
98C37504-1	6																		
98C37504-2	6,45																		
98C37504-3	6,9																		
98C37504-4	7,35																		
98C37504-5	7,8																		
98C37504-6	8,25																		
<h2 style="text-align: center;">98C37507</h2> <p>Fixed key control pin for Champions®. L=5,5 mm Package of 50</p>		<h2 style="text-align: center;">98CKDF0000</h2> <p>Stem and cam for double frictioned cylinder for Champions®. Package of 10</p>																	
<h2 style="text-align: center;">98C37508</h2> <p>Mobile key control pin for Champions®. L=5,3 mm Package of 50</p>		<h2 style="text-align: center;">98CAF281</h2> <p>Stem and cam for double frictioned cylinder for Champions® MODULAR-PRO-C39. Package of 10</p>																	
<h2 style="text-align: center;">98C37508</h2> <p>Mobile key control pin for Champions®. L=5,3 mm Package of 50</p>		<h2 style="text-align: center;">98CAF347</h2> <p>Stem and "idle" cam for double cylinder for Champions® cylinders - suitable for motorized locks. Package of 10</p>																	


98CAF508

Stem for double cylinder Champions®.
Package of 10/50




98CAF280

Stem for double cylinder for Champions® MODULAR-PRO-C39.
Package of 10/50




98CAF243

Stem for cylinder with fixed and adjustable knob for Champions®.
Package of 10/50



98CAF282


Stem for cylinder with fixed and adjustable knob for Champions® MODULAR-PRO-C39.
Package of 10/50



98C19084..

Article	L
98C19084-5	5
98C19084-10	10
98C19084-20	20
98C19084-30	30


Cylinder-stem spacer for Champions® cylinder.
Package of 100



98C47010..


Article	Spessore
98C47010	1
98C47010-1	0,9
98C47010-2	1,1

Plug retainer for Champions®.
Package of 100




98C32118

Spring for cylinder with knob for Champions®.
Package of 50




98C37540

Pin for half cylinder for Champions®.
Package of 50




98C32140

Spring for half cylinder for Champions®.
Package of 50




98C32376

Coding spring for Champions® MODULAR.
Package of 50





98C37A045..


Article	Shape
98C37A045-A	--
98C37A045-B	/
98C37A045-C	
98C37A045-D	\
98C37A045-E	+
98C37A045-F	x





Upper key control pin for Champions® MODULAR-PRO-C28PLUS-C39-CP6
Package of 100


98C37A046	
Upper key control cap for Champions® MODULAR-PRO-C28PLUS-C39 Package of 100	


98C37A049	
Lateral key control cap for Champions® MODULAR-PRO-C28PLUS-C43PLUS-CP6 Package of 100	


98C37A205	
Upper key control pin for CC master key system for Champions® MODULAR-PRO-C28PLUS-C39 Package of 100	


98CAF241	
Mantonet for Champions® C43 - C43PLUS - CP6. Package of 100	


98CAF242..							
<table border="1"> <thead> <tr> <th>Article</th> </tr> </thead> <tbody> <tr><td>98CAF242 A</td></tr> <tr><td>98CAF242 B</td></tr> <tr><td>98CAF242 C</td></tr> <tr><td>98CAF242 D</td></tr> <tr><td>98CAF242 E</td></tr> </tbody> </table>	Article	98CAF242 A	98CAF242 B	98CAF242 C	98CAF242 D	98CAF242 E	
Article							
98CAF242 A							
98CAF242 B							
98CAF242 C							
98CAF242 D							
98CAF242 E							
Rotating steel pin for Champions® C43PLUS Package of 100							


98CAF242R..							
<table border="1"> <thead> <tr> <th>Article</th> </tr> </thead> <tbody> <tr><td>98CAF242R F</td></tr> <tr><td>98CAF242R G</td></tr> <tr><td>98CAF242R H</td></tr> <tr><td>98CAF242R I</td></tr> <tr><td>98CAF242R J</td></tr> </tbody> </table>	Article	98CAF242R F	98CAF242R G	98CAF242R H	98CAF242R I	98CAF242R J	
Article							
98CAF242R F							
98CAF242R G							
98CAF242R H							
98CAF242R I							
98CAF242R J							
Rotating steel pin for Champions® C43 Package of 100							



98C37A298..							
<table border="1"> <thead> <tr> <th>Article</th> </tr> </thead> <tbody> <tr><td>98C37A298 S</td></tr> <tr><td>98C37A298 T</td></tr> <tr><td>98C37A298 U</td></tr> <tr><td>98C37A298 V</td></tr> <tr><td>98C37A298 W</td></tr> </tbody> </table>	Article	98C37A298 S	98C37A298 T	98C37A298 U	98C37A298 V	98C37A298 W	
Article							
98C37A298 S							
98C37A298 T							
98C37A298 U							
98C37A298 V							
98C37A298 W							
Rotating steel pin for Champions® CP6 Package of 100							

98C99428	
Sphere for Vario systems for Champions®. Package of 100	

98C56123	
Screw 5 x 80 for Champions®. Package of 25	

98C37501..													
<table border="1"> <thead> <tr> <th>Article</th> <th>L</th> </tr> </thead> <tbody> <tr><td>98C37501-1</td><td>0,9</td></tr> <tr><td>98C37501-2</td><td>1,35</td></tr> <tr><td>98C37501-3</td><td>1,8</td></tr> <tr><td>98C37501-4</td><td>2,25</td></tr> <tr><td>98C37501-5</td><td>2,7</td></tr> </tbody> </table>	Article	L	98C37501-1	0,9	98C37501-2	1,35	98C37501-3	1,8	98C37501-4	2,25	98C37501-5	2,7	
Article	L												
98C37501-1	0,9												
98C37501-2	1,35												
98C37501-3	1,8												
98C37501-4	2,25												
98C37501-5	2,7												
Bottom pin for masterizing for Champions®. Package of 100													

98C49013..													
<table border="1"> <thead> <tr> <th>Article</th> <th>Color</th> </tr> </thead> <tbody> <tr><td>98C49013R</td><td>Red</td></tr> <tr><td>98C49013V</td><td>Green</td></tr> <tr><td>98C49013B</td><td>Blue</td></tr> <tr><td>98C49013G</td><td>Yellow</td></tr> <tr><td>98C49013W</td><td>White</td></tr> </tbody> </table>	Article	Color	98C49013R	Red	98C49013V	Green	98C49013B	Blue	98C49013G	Yellow	98C49013W	White	
Article	Color												
98C49013R	Red												
98C49013V	Green												
98C49013B	Blue												
98C49013G	Yellow												
98C49013W	White												
Grip identification insert for Champions®. Package of 25													

98C49050..									
<table border="1"> <thead> <tr> <th>Articolo</th> <th>Colore</th> </tr> </thead> <tbody> <tr><td>98C49050G</td><td>Grey</td></tr> <tr><td>98C49050R</td><td>Red</td></tr> <tr><td>98C49050W</td><td>White</td></tr> </tbody> </table>	Articolo	Colore	98C49050G	Grey	98C49050R	Red	98C49050W	White	
Articolo	Colore								
98C49050G	Grey								
98C49050R	Red								
98C49050W	White								
Grip identification insert for Champions® C3D. Package of 25									

<p>98C76004</p> <p>Cogwheel cam \varnothing 24 mm - z = 10 for double cylinder Champions®.</p> <p>Package of 1</p>		<p>98C76010</p> <p>Cogwheel cam \varnothing 26,5 mm - z = 16 for double cylinder Champions®.</p> <p>Package of 1</p>	
<p>98C76005</p> <p>Cogwheel cam \varnothing 24 mm - z = 10 for half cylinder and cylinder with knob for Champions®.</p> <p>Package of 1</p>		<p>98C76017</p> <p>Cogwheel cam \varnothing 30 mm - z = 18 for double cylinder Champions®.</p> <p>Package of 1</p>	
<p>98C76006</p> <p>Cogwheel cam \varnothing 24 mm - z = 14 for double cylinder Champions®.</p> <p>Package of 1</p>		<p>98C76018</p> <p>Cogwheel cam \varnothing 30 mm - z = 18 for half cylinder and cylinder with knob for Champions®.</p> <p>Package of 1</p>	
<p>98C76007</p> <p>Cogwheel cam \varnothing 24 mm - z = 14 for half cylinder and cylinder with knob for Champions®.</p> <p>Package of 1</p>		<p>98C52041</p> <p>Stem for half cylinder with cogwheel cam.</p> <p>Package of 10</p>	
<p>98C76008</p> <p>Cogwheel cam \varnothing 30 mm - z = 13 for double cylinder Champions®.</p> <p>Package of 1</p>			
<p>98C76009</p> <p>Cogwheel cam \varnothing 30 mm - z = 13 for half cylinder and cylinder with knob for Champions®.</p> <p>Package of 1</p>			

98C37542..			98C32211		
Article	L		Spring for "Rim Lock" Package of 50		
98C37542_0	2				
98C37542_2	2,9				
98C37542_4	3,8				
Bottom pin for cylinder series "Fichet" and "Swiss" Package of 100					
98C37741			98C32251		
Bottom pin for "Cam Lock", "Rim Lock"; CP8SC10/21/22IN1, CP8SC4700/10/21, CP8SC47ES1/IN1, L00L247/255/355 Package of 100			Spring for CP8SC21IN1 and CP8SC22IN1 Package of 50		
98C32202			98C47058		
Spring for cylinder series "Fichet" and "Swiss" Package of 50			Plug retainer for cylinder (1 mm thickness) 98M..C421IN - 98M..C422IN - 98M..C4721 Package of 50		
98C32185			98CAF275		
Spring for cylinder CP8SC10IN1, CP8SC4700/10/21, CP8SC47ES1/IN1, 98M28L247 e 98M28L255 Package of 50			Stem for cylinder "Fichet" type Package of 10		
98C32186			98C32186		
Spring for "Cam Lock" Package of 50			Spring for "Cam Lock" Package of 50		

REPLACE .. with the type of chosen Champions® cylinder with : 28 for CHAMPIONS® C28 - 30 for CHAMPIONS® C30 - 38 for CHAMPIONS® C38
P4 for CHAMPIONS® PRO - P8 for CHAMPIONS® C28PLUS - 39 for CHAMPIONS® C39 - P3 for CHAMPIONS® C43PLUS - P6 for CHAMPIONS® CP6

<h2 style="text-align: center;">98M..C4700</h2> <p>Cylinder group for art. C28SC4700 Champions® C28-C30-C38 Champions® PRO-C28PLUS-C39-C43PLUS-CP6</p> <p>Package of 1</p>	<p>WARNING Special filling materials are used to fill pin holes on the cylinder shell</p>	
<h2 style="text-align: center;">98M..C47IN</h2> <p>INTERNAL cylinder for art. C28SC47IN1 Champions® C28-C30-C38 Champions® PRO-C28PLUS-C39-C43PLUS-CP6</p> <p>Package of 1</p>	<p>WARNING Special filling materials are used to fill pin holes on the cylinder shell</p>	
<h2 style="text-align: center;">98M..C47ES</h2> <p>EXTERNAL cylinder for art. C28SC47ES1 Champions® C28-C30-C38 Champions® PRO-C28PLUS-C39-C43PLUS-CP6</p> <p>Package of 1</p>	<p>WARNING Special filling materials are used to fill pin holes on the cylinder shell</p>	
<h2 style="text-align: center;">98M..C4710</h2> <p>Cylinder group for art. C28SC4710 Champions® C28-C30-C38 Champions® PRO-C28PLUS-C39-C43PLUS-CP6</p> <p>Package of 1</p>	<p>WARNING Special filling materials are used to fill pin holes on the cylinder shell</p>	
<h2 style="text-align: center;">98M..C10IN</h2> <p>INTERNAL cylinder for art. C28SC10IN1 Champions® C28-C30-C38 Champions® PRO-C28PLUS-C39-C43PLUS-CP6</p> <p>Package of 1</p>	<p>WARNING Special filling materials are used to fill pin holes on the cylinder shell</p>	

REPLACE .. with the type of chosen Champions® cylinder with : 28 for CHAMPIONS® C28 - 30 for CHAMPIONS® C30 - 38 for CHAMPIONS® C38
P4 for CHAMPIONS® PRO - P8 for CHAMPIONS® C28PLUS - 39 for CHAMPIONS® C39 - P3 for CHAMPIONS® C43PLUS - P6 for CHAMPIONS® CP6

<p>98M..C4721</p> <p>Cylinder group for art. C28SC4721 Champions® C28-C30-C38 Champions® PRO-C28PLUS-C39-C43PLUS-CP6</p> <p>Package of 1</p>	<p>WARNING Special filling materials are used to fill pin holes on the cylinder shell</p>							
<p>98M..C21IN</p> <p>INTERNAL cylinder for art. C28SC21IN1 Champions® C28-C30-C38 Champions® PRO-C28PLUS-C39-C43PLUS-CP6</p> <p>Package of 1</p>	<p>WARNING Special filling materials are used to fill pin holes on the cylinder shell</p>							
<p>98M..C22IN</p> <p>INTERNAL cylinder for art. C28SC22IN1 Champions® C28-C30-C38 Champions® PRO-C28PLUS-C39-C43PLUS-CP6</p> <p>Package of 1</p>	<p>WARNING Special filling materials are used to fill pin holes on the cylinder shell</p>							
<p>98M..T2900</p> <p>Cylinder group for art. C28ST29001 Champions® C28-C30-C38 Champions® PRO-C28PLUS-C39-C43PLUS-CP6</p> <p>Package of 1</p>	<p>WARNING Special filling materials are used to fill pin holes on the cylinder shell</p>							
<p>98CSF....</p> <table border="1" data-bbox="76 1796 555 1899"> <thead> <tr> <th>Article</th> <th>A</th> </tr> </thead> <tbody> <tr> <td>98CSF3600</td> <td>36</td> </tr> <tr> <td>98CSF5300</td> <td>53</td> </tr> </tbody> </table> <p>Cylinder group for "Fichet 787" type Package of 10</p>	Article	A	98CSF3600	36	98CSF5300	53	<p>WARNING Special filling materials and normal rotors are used NOT operable on Champions® PRO and C39</p>	
Article	A							
98CSF3600	36							
98CSF5300	53							

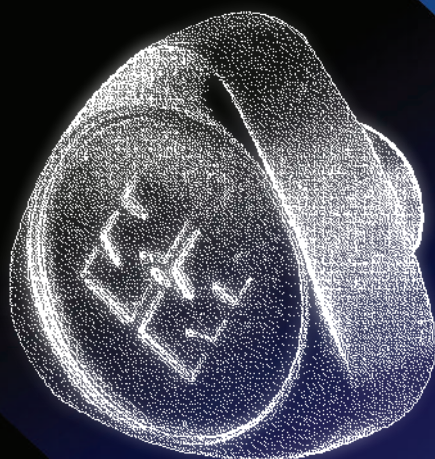
REPLACE .. with the type of chosen Champions® cylinder with : 28 for CHAMPIONS® C28 - 30 for CHAMPIONS® C30 - 38 for CHAMPIONS® C38
P4 for CHAMPIONS® PRO - P8 for CHAMPIONS® C28PLUS - 39 for CHAMPIONS® C39 - P3 for CHAMPIONS® C43PLUS - P6 for CHAMPIONS® CP6

<h2 style="text-align: center;">98CSE....</h2> <table border="1" style="width: 100%; border-collapse: collapse;"> <thead> <tr> <th style="width: 60%;">Article</th> <th style="width: 40%;">A</th> </tr> </thead> <tbody> <tr> <td>98CSE3600</td> <td style="text-align: center;">36</td> </tr> <tr> <td>98CSE5300</td> <td style="text-align: center;">53</td> </tr> </tbody> </table> <p>Shell group cylinder for "Fichet 484" type Package of 10</p>		Article	A	98CSE3600	36	98CSE5300	53	<p>WARNING Special filling materials and normal plug are used. NOT available on Champions® PRO and C39</p>																
Article	A																							
98CSE3600	36																							
98CSE5300	53																							
<h2 style="text-align: center;">98CSS....</h2> <table border="1" style="width: 100%; border-collapse: collapse;"> <thead> <tr> <th style="width: 30%;">Article</th> <th style="width: 35%;">A</th> <th style="width: 35%;">B-C</th> </tr> </thead> <tbody> <tr> <td>98CSS3131</td> <td style="text-align: center;">62</td> <td style="text-align: center;">31-31</td> </tr> <tr> <td>98CSS3136</td> <td style="text-align: center;">67</td> <td style="text-align: center;">31-36</td> </tr> <tr> <td>98CSS3141</td> <td style="text-align: center;">72</td> <td style="text-align: center;">31-41</td> </tr> <tr> <td>98CSS4141</td> <td style="text-align: center;">82</td> <td style="text-align: center;">41-41</td> </tr> <tr> <td>98CSS4161</td> <td style="text-align: center;">102</td> <td style="text-align: center;">41-61</td> </tr> <tr> <td>98CSS5151</td> <td style="text-align: center;">102</td> <td style="text-align: center;">51-51</td> </tr> </tbody> </table> <p>Shell for "Swiss" type cylinder Package of 10</p>		Article	A	B-C	98CSS3131	62	31-31	98CSS3136	67	31-36	98CSS3141	72	31-41	98CSS4141	82	41-41	98CSS4161	102	41-61	98CSS5151	102	51-51	<p>WARNING Special filling materials are used to fill pin holes on the cylinder shell. Utilizzare rotori normali.</p>	
Article	A	B-C																						
98CSS3131	62	31-31																						
98CSS3136	67	31-36																						
98CSS3141	72	31-41																						
98CSS4141	82	41-41																						
98CSS4161	102	41-61																						
98CSS5151	102	51-51																						
<h2 style="text-align: center;">98M..B4100</h2> <p>"Cam Lock Ø 23" cylinder group Champions® C28-C30-C38 Champions® PRO-C28PLUS-C39-C43PLUS-CP6</p> <p>Package of 1</p>		<p>WARNING Special filling materials are used to fill pin holes on the cylinder shell.</p>																						
<h2 style="text-align: center;">98M..A31ES</h2> <p>EXTERNAL cylinder for "Scandinavian oval" type Champions® C28-C30-C38 Champions® PRO-C28PLUS-C39-C43PLUS-CP6</p> <p>Package of 1</p>		<p>WARNING Special filling materials are used to fill pin holes on the cylinder shell.</p>																						
<h2 style="text-align: center;">98M..A31IN</h2> <p>INTERNAL cylinder for "Scandinavian oval" type Champions® C28-C30-C38 Champions® PRO-C28PLUS-C39-C43PLUS-CP6</p> <p>Package of 1</p>		<p>WARNING Special filling materials are used to fill pin holes on the cylinder shell.</p>																						

<h1>L00L190</h1>				<p>WARNING This padlock can be equipped with a half cylinder of various levels (es. CP8M310001).</p>	
<p>High security padlock without cylinder Package of 1</p>					
<h1>L00L2..</h1>				<p>WARNING This padlock can be equipped with a special easy-to-replace half cylinder Art. CP4/CP8/CP3-SL247-SL255</p>	
Article	A	X	C		
L00L247	47	28,5	8		
L00L255	55	30,5	9,50		
<p>Padlocks without cylinder Package of 1</p>					
<h1>L00L355</h1>				<p>WARNING This padlock can be equipped with a special easy-to-replace half cylinder Art. CP4/CP8/CP3-SL247-SL255</p>	
<p>Chromate padlock with shackle protection without cylinder Package of 1</p>					
<h1>98M..L247</h1>				<p>WARNING Special filling materials are used</p>	
<p>Cylinder set for padlock L00L247 Champions® C28-C30-C38 Champions® PRO-C28PLUS-C39-C43PLUS-CP6 Package of 1</p>					
<h1>98M..L255</h1>				<p>WARNING Special filling materials are used</p>	
<p>Cylinder set for padlock L00L255 - L00L355 Champions® C28-C30-C38 Champions® PRO-C28PLUS-C39-C43PLUS-CP6 Package of 1</p>					

REPLACE .. with the type of chosen Champions® cylinder with : 28 for CHAMPIONS® C28 - 30 for CHAMPIONS® C30 - 38 for CHAMPIONS® C38 P4 for CHAMPIONS® PRO - P8 for CHAMPIONS® C28PLUS - 39 for CHAMPIONS® C39 - P3 for CHAMPIONS® C43PLUS - P6 for CHAMPIONS® CP6

KNOBS



safeguarding your security

99500..			
Article	Finish		
99500B	Bronze		
995000	Polish brass		
Knob with screw for cylinder with knob provision for Champions® Package of 5			
99505..			
Article	Finish		
99505AA	Silver satin		
99505NS	Satin Nickel plated		
99505BR	Anodised bronze		
99505OL	Polish brass		
99505CR	Chromed		
99505CS	Satin finish chrome		
Round knob with screw for cylinder with knob provision for Champions® Package of 5			
99511..			
Article	Finish		
99511NS	Satin Nickel plated		
99511OL	Polish brass		
Shaped knob with screw for cylinder with knob provision for Champions® Package of 5 Until stocks last			
99512..			
Article	Finish		
99512NS	Satin Nickel plated		
99512OL	Polish brass		
Triangular knob with screw for cylinder with knob provision for Champions® Package of 5			
99513..			
Article	Finish		
99513AA	Silver satin		
99513NS	Satin Nickel plated		
99513BR	Anodised bronze		
99513OL	Polish brass		
99513CR	Chromed		
Shaped knob with screw Package of 5			


EXAMPLE OF ADJUSTABLE KNOB MOUNTING

		<p>Only for cylinders with knob provision and incorporated knob</p> <p>Cut the tang of the desired size, insert the knob and fasten with an Allen key.</p>
--	--	---

MOUNTING TOOLS, CUTTERS AND FEELER

MADE
IN
ITALY

CYLINDER




safeguarding your security

<h2>92AC01</h2>		<h2>98AC03</h2>	
<p>Caps driving tool including punch.</p> <p>Package of 1</p>		<p>Caps driving set including lever.</p> <p>Package of 1</p>	
<h2>98AC01-1</h2>		<h2>98AC03-1</h2>	
<p>Punch for cylinders stator.</p> <p>Package of 1</p>		<p>Bar for caps driving set.</p> <p>Package of 1</p>	
<h2>98AC08-1</h2>		<h2>98AC03-2</h2>	
<p>Punch for padlock stator.</p> <p>Package of 1</p>		<p>Lever for caps driving set.</p> <p>Package of 1</p>	
<h2>98AC08-2</h2>		<h2>98AC04</h2>	
<p>Extractor for padlock stator.</p> <p>Package of 1</p>		<p>Cylinder stem mounting tool.</p> <p>Package of 1</p>	
<h2>98AC02</h2>		<h2>98AC05</h2>	
<p>Cylinder pins mounting spring.</p> <p>Package of 1</p>		<p>Cylinder cam mounting tool.</p> <p>Package of 1</p>	

98AC06

Distance meter for dimple keys
(applicable on calliper).

Package of 1



98AC07

Installation tool for pins.

Package of 1



98AC25

Assembly tool
Champions® MODULAR cylinders
version with fixing screws

Package of 1



<p>98C99493</p> <p>Cutter-graver (incision code) for MULTICODE cutting machine.</p> <p>Package of 1</p>	
<p>98C99494</p> <p>Feeler for calibration for MULTICODE cutting machine.</p> <p>Package of 1</p>	
<p>98C99495</p> <p>Feeler for decoding for MULTICODE cutting machine.</p> <p>Package of 1</p>	
<p>98C99500</p> <p>Cutter for MULTICODE cutting machine.</p> <p>Package of 1</p>	

<p>98C99438T</p> <p>Champions® caps cutter electronic / mechanical duplicator.</p> <p>Package of 1</p>	
<p>98C99441</p> <p>Champions® feeler encryption caps duplication to copy.</p> <p>Package of 1</p>	


 Defender®

MADE
IN
ITALY

The **first**

Defender®

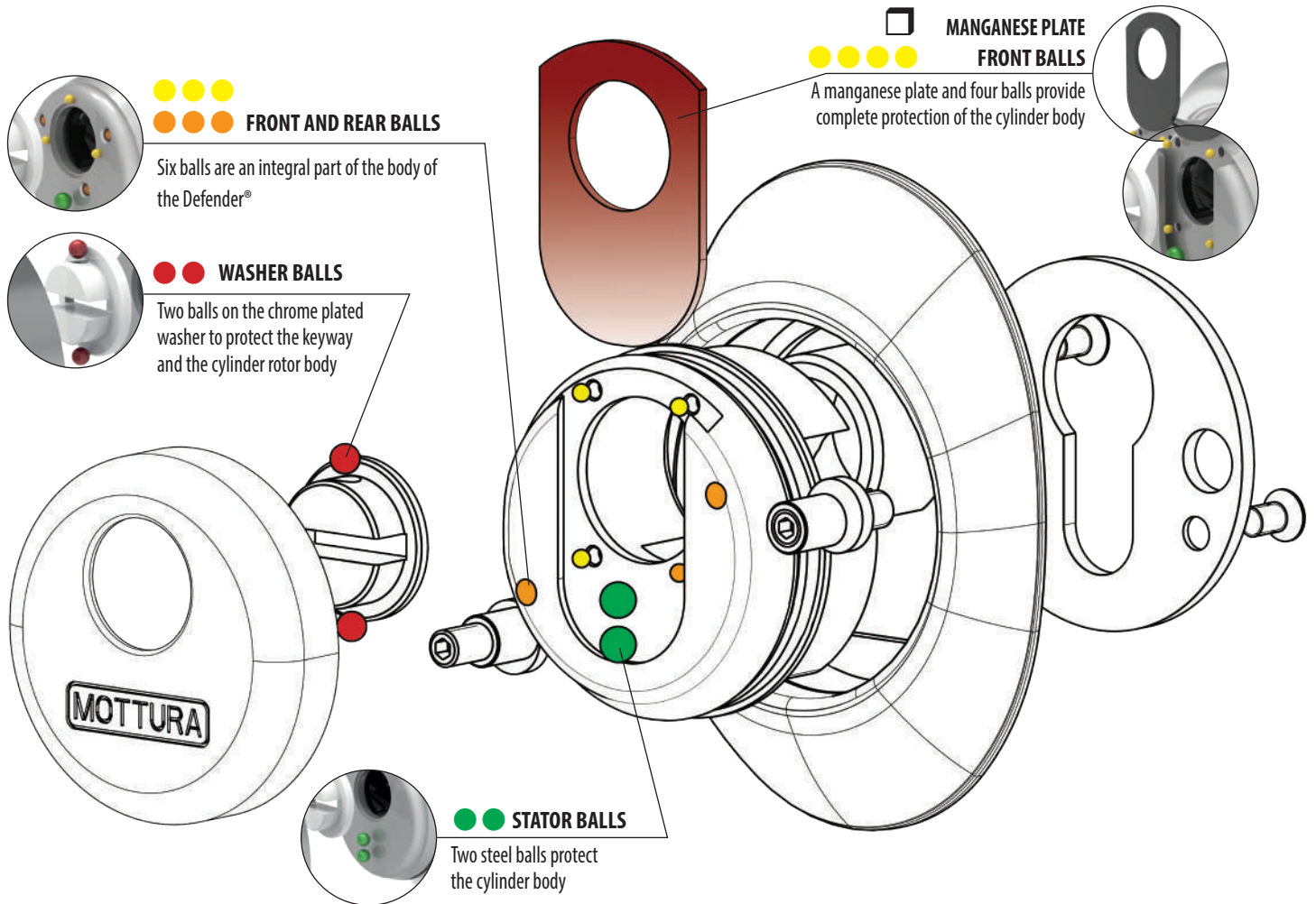
DF



safeguarding your security

Defender® - ACTIVE PROTECTION

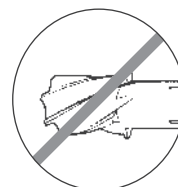
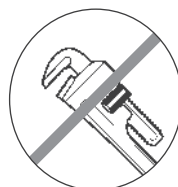
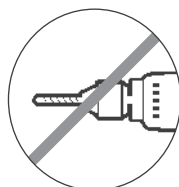
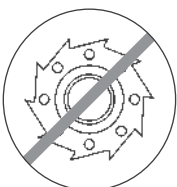
The Mottura Defender® (Europrofile cylinder lock) protectors are sophisticated active mechanisms, whose design performance, with attention to every detail, stops break-ins. Each of the security systems was designed to prevent localized action by an external agent used to disable locks such as disk grinders, drills, pliers, milling cutters or iron pipes. Steel balls and pins have been strategically arranged to deflect drill bits, to protect the keyway and to prevent the Defender's cylinder body from rotating. Shutters are made of hardened steel (manganese).



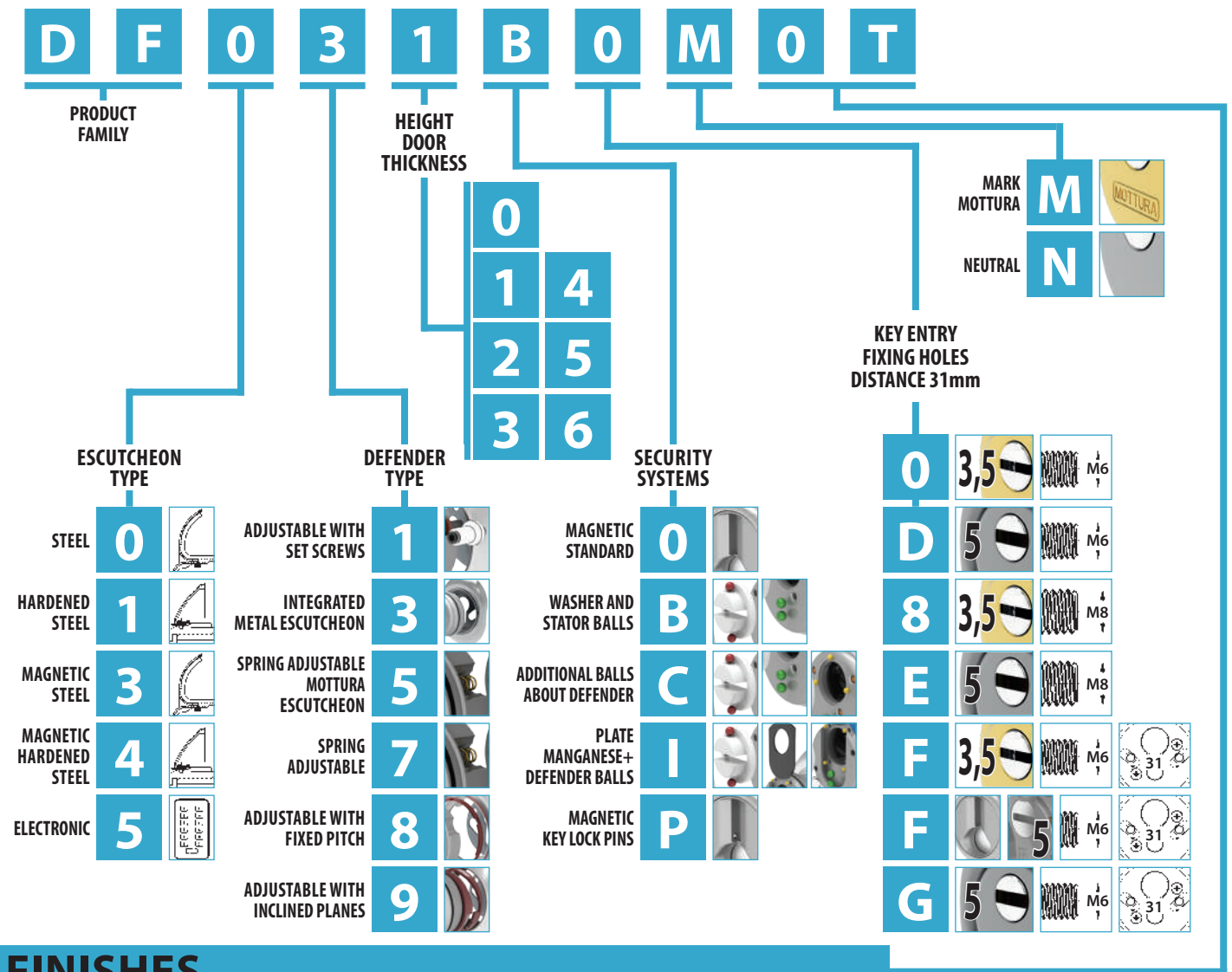
Mottura, who has been convinced of the importance of the Defender systems from the very beginning (so much so that it gave them their name), presents the complete range of cylinder lock protectors, featuring high level technology and maximum flexibility in their application. All this confirms the Mottura brand as industry leader.

Available in different models, from the fully tested Top System on up to the magnetic and electronic versions, in standard or adjustable sizes, these locks have been designed to work on every existing door.

With seven different finishes and three different internal protection systems, which can be variably combined at different levels featuring two keyway sizes and two different diameters for the mounting screws, the new Mottura Defender® lock Protectors are the most flexible and up-to-date solution on the market.



Defender® - CODING



FINISHES



Defender® - SECURITY GRADES

Mottura Defender® protectors feature increasing security grades that contribute to defining **5 progressive levels of security**, plus a “premium” category with innovative “Magnetic” and “Electronic” Defenders.

Each level contains a suggested scope.

<p>Defender® T.ZETA Defender® B.ZETA</p> <p>Level</p>	<p>Defender® B VERSION Defender® BASIC-BASIC DIERRE</p> <p>Level</p>	<p>Defender® C VERSION</p> <p>Level</p>	<p>Defender® DF05/07.. I VERSION</p> <p>Level</p>	<p>Defender® DF09/11/17.. I VERSION Defender® TOP SYSTEM</p> <p>Level</p>	<p>MAGNETIC Defender®</p> <p>ELECTRONIC Defender®</p>
<p>Level 1 Defender® protectors are recommended for the protection of locks for cellars and technical doors.</p>	<p>Level 2 Defender® protectors are recommended for the protection of gates and doors to technical areas.</p>	<p>Level 3 Defender® protectors are recommended for the protection of building entrances.</p>	<p>Level 4 Defender® protectors are recommended for the protection of entrance doors to apartments, storerooms and professional offices.</p>	<p>Level 5 Defender® protectors are recommended for the protection of entrance doors to apartments, storerooms, businesses and professional offices.</p>	<p>The Defender® Premium protectors are recommended for the protection of all types of entrances from apartments to large companies.</p>
Level 1	Level 2	Level 3	Level 4	Level 5	Premium

DF03

This is the SIMPLE Defender®, available in 4 different THICKNESSES with 2 security VERSIONS (B/C). Perfect for replacing existing or previous protections if you already know the door thickness.

MADE IN ITALY

B



Steel balls protect the cylinder body and on the chromed washer.

C



To version B, six balls are added as an integral part of the Defender® body



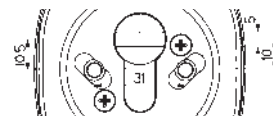
The DF03 protector (DF031/032/033/034) consists of a steel Defender® with an integrated metal escutcheon (72 x 90 mm), available in 4 thicknesses and 2 security versions for each type. The cover of the Defender® and the aluminium/brass escutcheon make 7 different finishes available for the best possible match with existing handles and knobs.

A rotating chromed washer protects the keyway with a slot available in two sizes, 3.5 or 5 mm.

Available with M6 or M8 fixing screws (art. DF031...M8)

Centre distances 26-38 mm - fixing screws included.

Possibility of fixing M6 center distance 31 mm ON REQUEST (contact the company).



**ON REQUEST
DISTANCE 31 mm**

SPECIFICATIONS



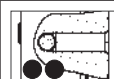
A rotating chromed washer protects the keyway with a slot available in two sizes, 3.5 or 5 mm.



Neutral or Mottura branded escutcheons are available



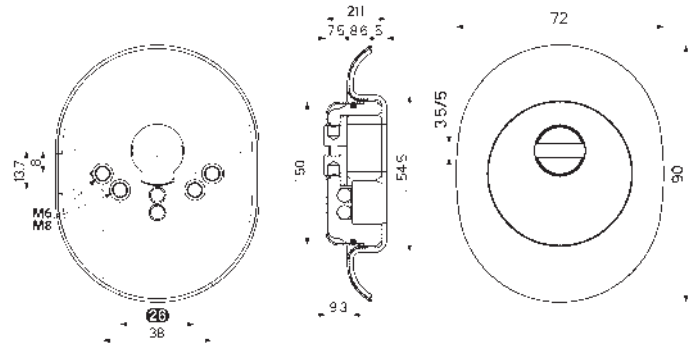
Available with M6 or M8 fixing screws



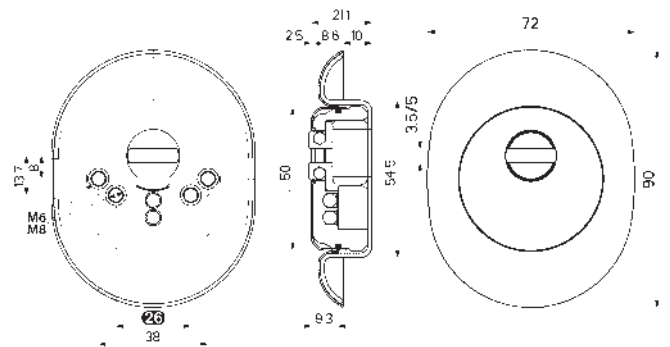
All the versions feature two steel balls to protect the fixing screws

DATASHEET

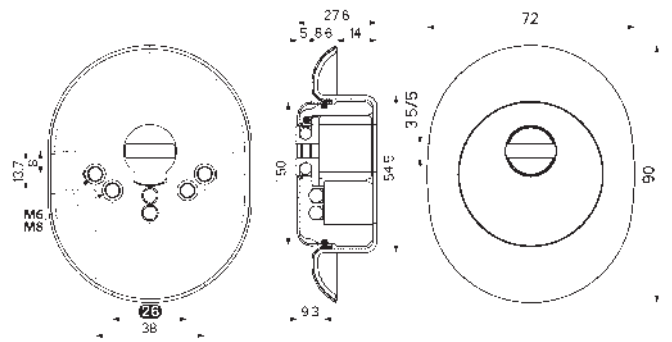
DF031.. th → ← 5 mm		B	C
	Finish		
	Brass		
	Black		
	Chrome Plated		
	Satin Chrome		
	Anodised Silver		
	Anodised Bronze		
	PVD Gold		



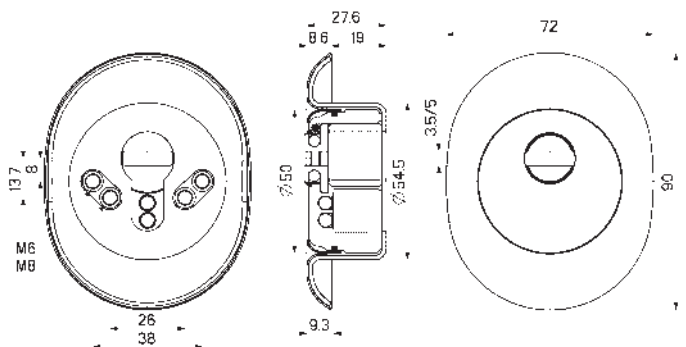
DF032.. th → ← 10 mm		B	C
	Finish		
	Brass		
	Black		
	Chrome Plated		
	Satin Chrome		
	Anodised Silver		
	Anodised Bronze		
	PVD Gold		



DF033.. th → ← 14 mm		B	C
	Finish		
	Brass		
	Black		
	Chrome Plated		
	Satin Chrome		
	Anodised Silver		
	Anodised Bronze		
	PVD Gold		



DF034.. th → ← 19 mm		B	C
	Finish		
	Brass		
	Black		
	Chrome Plated		
	Satin Chrome		
	Anodised Silver		
	Anodised Bronze		
	PVD Gold		



DF05 - Spring adjustable

This is the Defender® practical and ADJUSTABLE, available in 2 THICKNESSES with 3 security VERSIONS (B/C/I). Thanks to a simple spring adjustment system, it is possible to compensate for size differences even if the precise thickness of the door panel is not known.

MADE IN ITALY

B



Steel balls protect the cylinder body and on the chromed washer.

C



To version B, six balls are added as an integral part of the Defender® body

I



Two balls on the chrome washer + one manganese plate + 4 spheres for total protection of the Defender® body



The protector DF05 (DF051/052) with adjustable thickness consists of a steel Defender® with a sheet metal escutcheon (65 x 90 mm), available in 2 thicknesses and 3 security versions for each type.

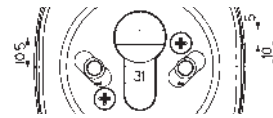
The cover of the Defender® in aluminium/brass and the escutcheon make 2 different finishes available for the best possible match with existing handles and knobs.

A rotating chromed washer protects the keyway with a slot available in two sizes, 3.5 or 5 mm.

Available with M6 or M8 fixing screws (art. DF051...M8)

Centre distance 38 mm - fixing screws included.

Possibility of fixing M6 center distance 31 mm ON REQUEST FOR "B" AND "C" VERSIONS ONLY (contact the company).



ON REQUEST
DISTANCE 31 mm

FINISH



CR
Chrome Plated



PV
PVD Gold

SPECIFICATIONS



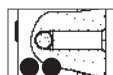
A rotating chromed washer protects the keyway with a slot available in two sizes, 3.5 or 5 mm.



Neutral or Mottura branded escutcheons are available



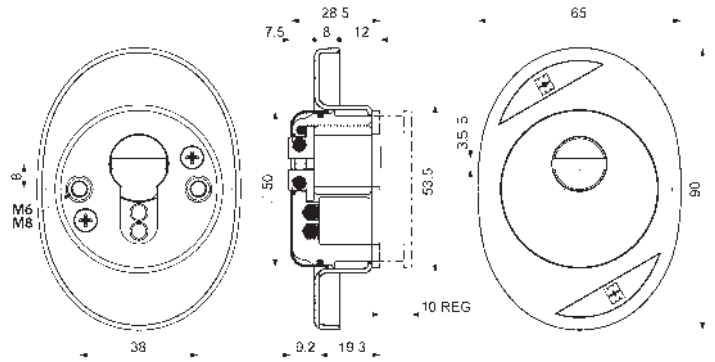
Available with M6 or M8 fixing screws



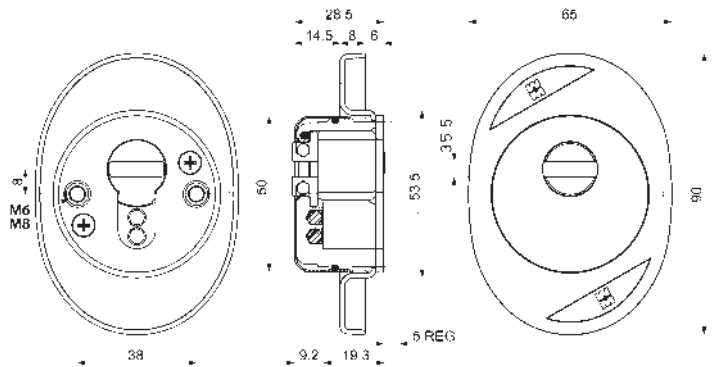
All the versions feature two steel balls to protect the fixing screws

DATASHEET

DF051.. th → ← 12 a 22 mm		B	C	I
	Finish			
	Chrome Plated			
	PVD Gold			



DF052.. th → ← 6 a 11 mm		B	C	I
	Finish			
	Chrome Plated			
	PVD Gold			



DF07 - Spring adjustable

This is the Flexible Defender®, available in 4 thicknesses with 3 security VERSIONS (B/C/I). Can be installed on most door thicknesses thanks to the spring attachment system that makes it easy to adjust, even if spacers need to be inserted. It can also be mounted horizontally.

MADE IN ITALY

B



Steel balls protect the cylinder body and on the chromed washer.

C



To version B, six balls are added as an integral part of the Defender® body

I



Two balls on the chrome washer + one manganese plate + 4 spheres for total protection of the Defender® body



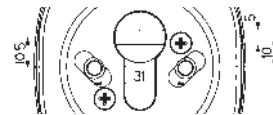
The protector DF07 (DF071/072/073/074) spring adjustable, consists of a steel Defender® with a sheet metal escutcheon (72 x 90 mm), available in 4 thicknesses and 3 security versions for each type.

The cover of the Defender® and the aluminium/brass escutcheon make 7 different finishes available for the best possible match with existing handles and knobs.

A rotating chromed washer protects the keyway with a slot available in two sizes, 3.5 or 5 mm.

Available with M6 or M8 fixing screws (art. DF071...M8) Centre distance 38 mm - fixing screws included.

Possibility of fixing M6 center distance 31 mm ON REQUEST FOR "B" and "C" VERSIONS ONLY (contact the company).



**ON REQUEST
DISTANCE 31 mm**

SPECIFICATIONS



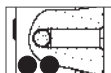
A rotating chromed washer protects the keyway with a slot available in two sizes, 3.5 or 5 mm.



Neutral or Mottura branded escutcheons are available



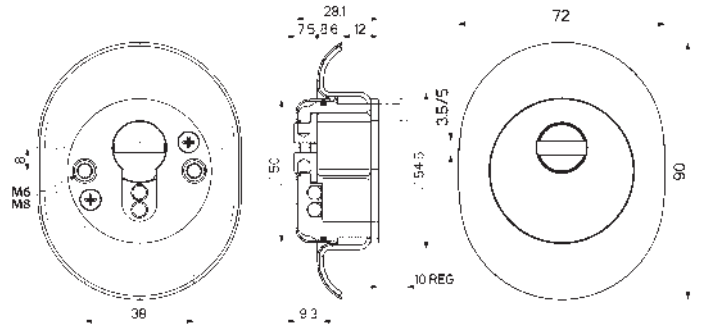
Available with M6 or M8 fixing screws



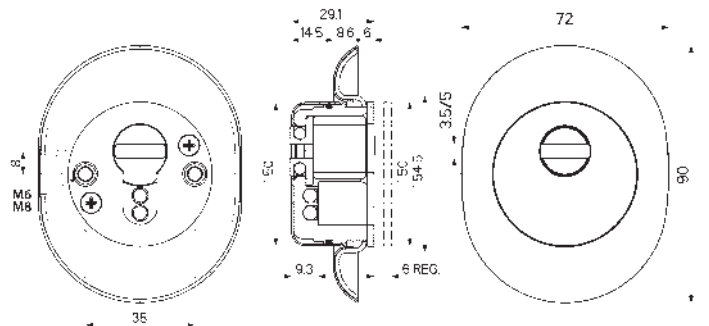
All the versions feature two steel balls to protect the fixing screws

DATASHEET

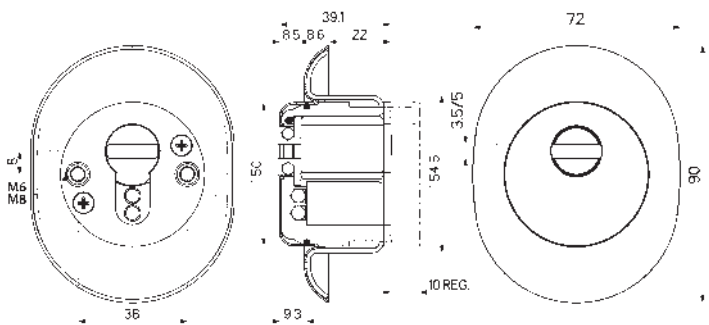
DF071.. th→←12 a 22 mm	B	C	I
	Finish		
	Brass		
	Black		
	Chrome Plated		
	Satin Chrome		
	Anodised Silver		
	Anodised Bronze		
	PVD Gold		



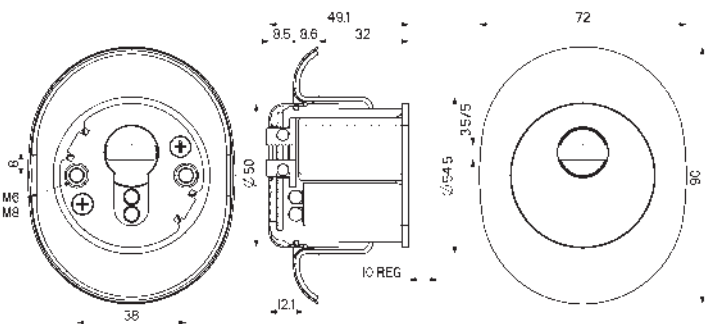
DF072.. th→←6 a 12 mm	B	C	I
	Finish		
	Brass		
	Black		
	Chrome Plated		
	Satin Chrome		
	Anodised Silver		
	Anodised Bronze		
	PVD Gold		



DF073.. th→←22 a 32 mm	B	C	I
	Finish		
	Brass		
	Black		
	Chrome Plated		
	Satin Chrome		
	Anodised Silver		
	Anodised Bronze		
	PVD Gold		



DF074.. th→←32 a 42 mm	B	C	I
	Finish		
	Brass		
	Black		
	Chrome Plated		
	Satin Chrome		
	Anodised Silver		
	Anodised Bronze		
	PVD Gold		



DF08 - Adjustable with fixed pitch

It is the PRECISION Defender®, available in 3 heights for 2 safety VERSIONS (B/C). It can be installed on most door thicknesses thanks to the fixing system and the simple height adjustment via a threaded ring positioned inside the defender.

MADE IN ITALY

B



Steel balls protect the cylinder body and on the chromed washer.


C



To version B, six balls are added as an integral part of the Defender® body



The protector DF08 (Patented) (DF081/082/083) consists of a steel Defender® with a sheet metal escutcheon (72 x 90 mm), available in 3 thicknesses and 2 security versions for each type. They are simply adjustable, with a screwdriver, via a threaded ring nut positioned inside the Defender® through the appropriate front seat visible under the cover in the lower part of the protector.



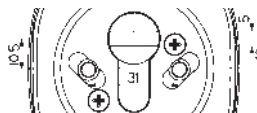
Adjustment : +4mm (DF081), +7mm (DF082), +10mm (DF083)

The cover of the Defender® and the aluminium/brass escutcheon make 7 different finishes available for the best possible match with existing handles and knobs.

A rotating chromed washer protects the keyway with a slot available in two sizes, 3.5 or 5 mm.

Available with M6 fixing screws - centre distance 26/38 mm - fixing screws included.

Possibility of fixing M6 center distance 31 mm ON REQUEST (contact the company).



ON REQUEST
DISTANCE 31 mm

SPECIFICATIONS



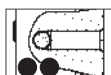
A rotating chromed washer protects the keyway with a slot available in two sizes, 3.5 or 5 mm.



Neutral or Mottura branded escutcheons are available



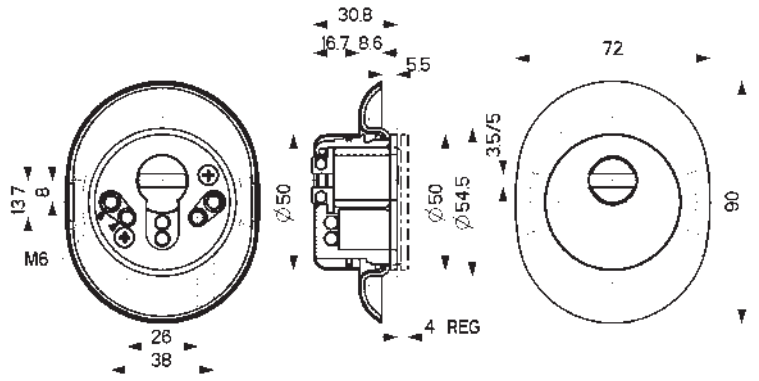
Available with M6 fixing screws



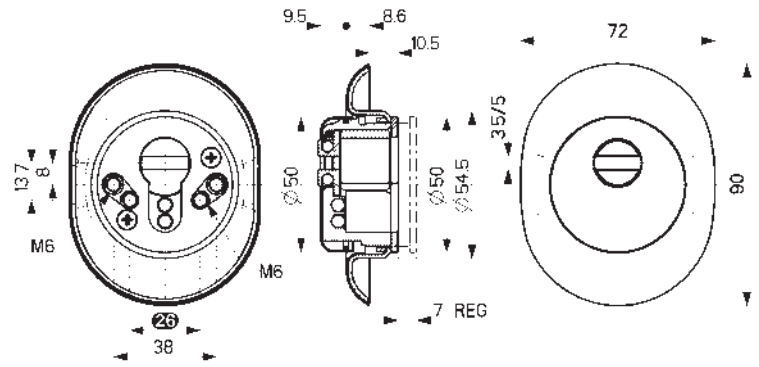
All the versions feature two steel balls to protect the fixing screws

DATASHEET

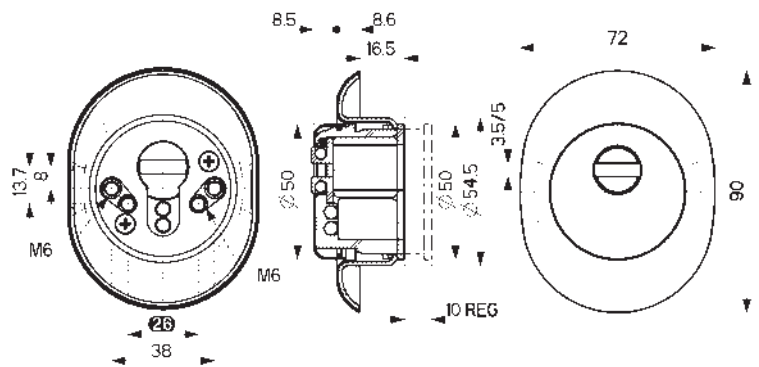
DF081.. th → ← 5,5 a 9,5 mm	B	C
	Finish	
	Brass	
	Black	
	Chrome Plated	
	Satin Chrome	
	Anodised Silver	
	Anodised Bronze	
PVD Gold		



DF082.. th → ← 10,5 a 17,5 mm	B	C
	Finish	
	Brass	
	Black	
	Chrome Plated	
	Satin Chrome	
	Anodised Silver	
	Anodised Bronze	
PVD Gold		



DF083.. th → ← 16,5 a 26,5 mm	B	C
	Finish	
	Brass	
	Black	
	Chrome Plated	
	Satin Chrome	
	Anodised Silver	
	Anodised Bronze	
PVD Gold		



DF09 - Adjustable with fixed pitch

This is the Defender® PREFERRED BY ENGINEERS, available in 6 thicknesses with 3 security VERSIONS (B/C/I).
The fixed pitch allow the most precise mechanical adjustment of the Defender®, avoiding the use of shims or spacers.

MADE IN ITALY

B



Steel balls protect the cylinder body and on the chromed washer.

C



To version B, six balls are added as an integral part of the Defender® body

I



Two balls on the chrome washer + one manganese plate + 4 spheres for total protection of the Defender® body



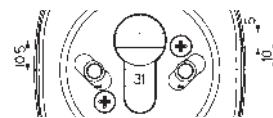
The DF09 protector (DF091/092/093/094/095/096) adjustable with fixed pitch consists of a Defender® and high-strength steel (HRC 53) escutcheon (65 x 90 mm), available in 6 thicknesses and 3 security versions for each type.

The cover of the Defender® and the aluminium/brass escutcheon make 7 different finishes available for the best possible match with existing handles and knobs.

A rotating chromed washer protects the keyway with a slot available in two sizes, 3.5 or 5 mm.

Available with M6 fixing screws - centre distances 26-38 mm fixing screws included.

Possibility of fixing M6 center distance 31 mm ON REQUEST FOR "B" and "C" VERSIONS ONLY (contact the company).



**ON REQUEST
DISTANCE 31 mm**

SPECIFICATIONS



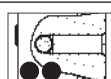
A rotating chromed washer protects the keyway with a slot available in two sizes, 3.5 or 5 mm.



Neutral or Mottura branded escutcheons are available



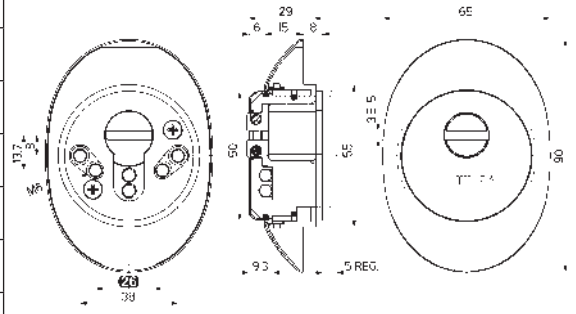
Available with M6 fixing screws



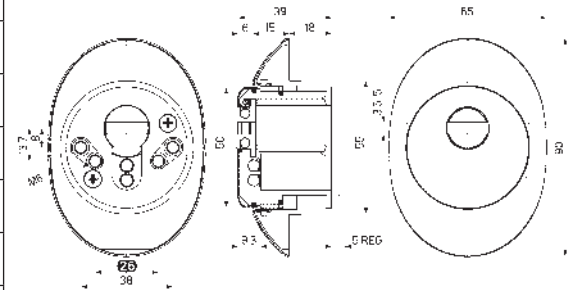
All the versions feature two steel balls to protect the fixing screws

DATASHEET

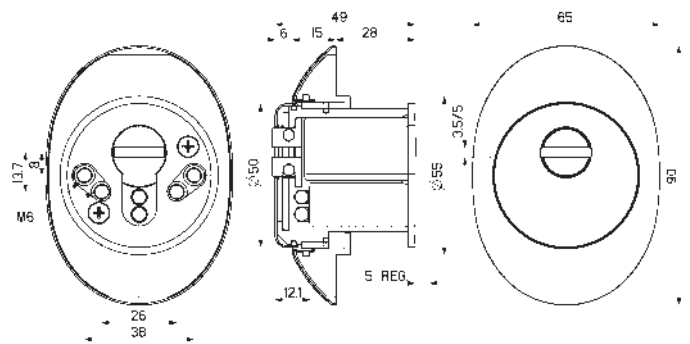
DF091.. th→←8 a 13 mm	DF092.. th→←13 a 18 mm			
Finish		B	C	I
		Brass		
		Black		
		Chrome Plated		
		Satin Chrome		
		Anodised Silver		
		Anodised Bronze		
		PVD Gold		



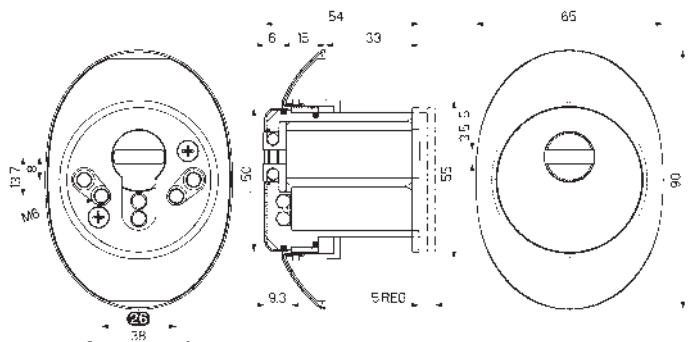
DF093.. th→←18 a 23 mm	DF094.. th→←23 a 28 mm			
Finish		B	C	I
		Brass		
		Black		
		Chrome Plated		
		Satin Chrome		
		Anodised Silver		
		Anodised Bronze		
		PVD Gold		



DF095.. th→←28 a 33 mm	B	C	I
Finish			
Brass			
Black			
Chrome Plated			
Satin Chrome			
Anodised Silver			
Anodised Bronze			
PVD Gold			



DF096.. th→←33 a 38 mm	B	C	I
Finish			
Brass			
Black			
Chrome Plated			
Satin Chrome			
Anodised Silver			
Anodised Bronze			
PVD Gold			



DF11 - Adjustable with set screws

This is the SINTESI Defender®, since with just 3 thicknesses several panel thicknesses can be covered, thanks to its very simple system of adjustment with set screws, which can be done from outside even after the Defender® has been installed.

MADE IN ITALY

B




Steel balls protect the cylinder body and on the chromed washer.

C



To version B, six balls are added as an integral part of the Defender® body

I



Two balls on the chrome washer + one manganese plate + 4 spheres for total protection of the Defender® body



The DF11 DEFENDER® (Patented) (DF111/112/113) adjustable with set screws consists of a Defender® and high-strength steel (HRC 53) escutcheon (65 x 90 mm), available in 3 thicknesses and 3 security levels for each type.

The cover of the Defender® and the aluminium/brass escutcheon make 7 different finishes available for the best possible match with existing handles and knobs.

A rotating chromed washer protects the keyway with a slot available in two sizes, 3.5 or 5 mm.

Available with M6 fixing screws - Centre distance 38 mm - fixing screws included.

SPECIFICATIONS



A rotating chromed washer protects the keyway with a slot available in two sizes, 3.5 or 5 mm.



Neutral or Mottura branded escutcheons are available



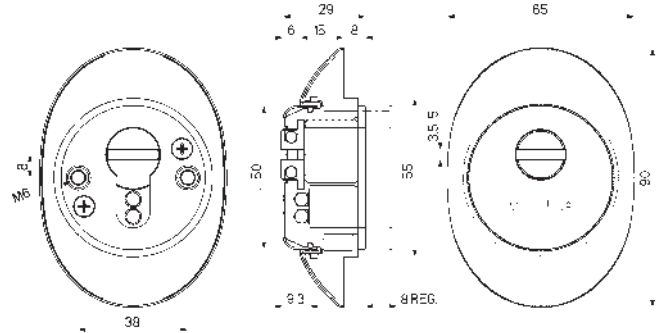
Available with M6 fixing screws



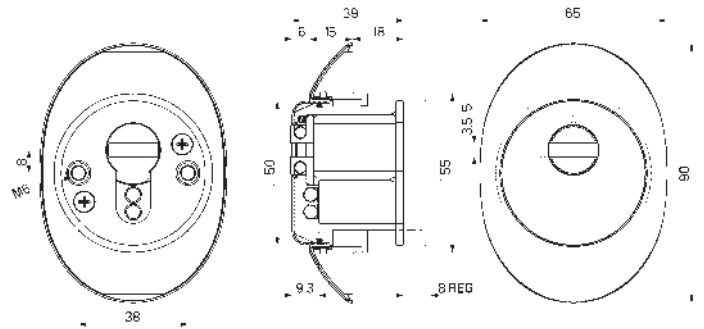
All the versions feature two steel balls to protect the fixing screws

DATASHEET

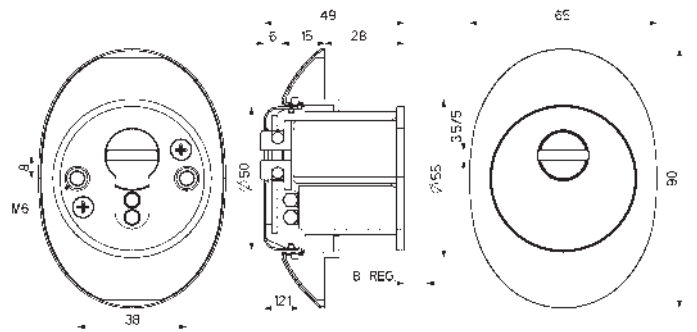
DF111.. th → ← 8 a 16 mm		B	C	I
	Finish			
	Brass			
	Black			
	Chrome Plated			
	Satin Chrome			
	Anodised Silver			
	Anodised Bronze			
	PVD Gold			



DF112.. th → ← 18 a 26 mm		B	C	I
	Finish			
	Brass			
	Black			
	Chrome Plated			
	Satin Chrome			
	Anodised Silver			
	Anodised Bronze			
	PVD Gold			



DF113.. th → ← 28 a 36 mm		B	C	I
	Finish			
	Brass			
	Black			
	Chrome Plated			
	Satin Chrome			
	Anodised Silver			
	Anodised Bronze			
	PVD Gold			



DF17 - Spring adjustable full body escutcheon

This is the Flexible Defender®, available with 3 security VERSIONS (B/C/I). Can be installed on most door thicknesses thanks to the spring attachment system that makes it easy to adjust, even if spacers need to be inserted. It can also be mounted horizontally.

MADE IN ITALY

B



Steel balls protect the cylinder body and on the chromed washer.

C



To version B, six balls are added as an integral part of the Defender® body

I



Two balls on the chrome washer + one manganese plate + 4 spheres for total protection of the Defender® body



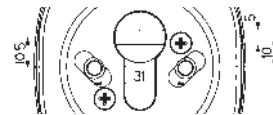
The protector DF17 (DF171) spring adjustable, consists of a Defender® and high-strength steel (HRC 53) escutcheon (65 x 90 mm), available with 3 security levels for each type.

The cover of the Defender® and the aluminium/brass escutcheon make 7 different finishes available for the best possible match with existing handles and knobs.

A rotating chromed washer protects the keyway with a slot available in two sizes, 3.5 or 5 mm.

Available with M6 or M8 fixing screws (art. DF071...M8) Centre distance 38 mm - fixing screws included.

Possibility of fixing M6 center distance 31 mm ON REQUEST FOR "B" and "C" VERSIONS ONLY (contact the company).



**ON REQUEST
DISTANCE 31 mm**

SPECIFICATIONS



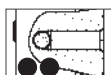
A rotating chromed washer protects the keyway with a slot available in two sizes, 3.5 or 5 mm.



Neutral or Mottura branded escutcheons are available



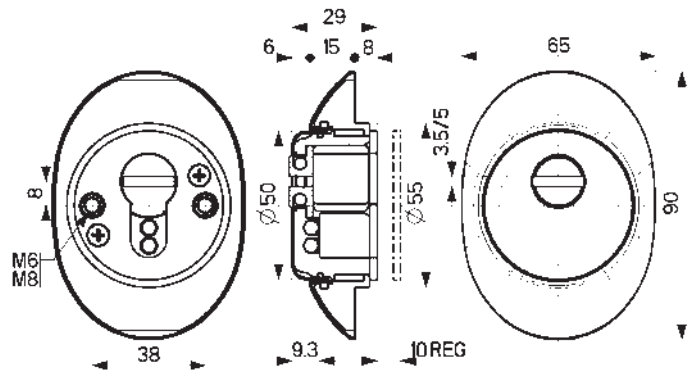
Available with M6 or M8 fixing screws



All the versions feature two steel balls to protect the fixing screws

DATASHEET

DF171.. th → ← 8 a 18 mm	B	C	I
	Finish		
	Brass		
	Black		
	Chrome Plated		
	Satin Chrome		
	Anodised Silver		
	Anodised Bronze		
	PVD Gold		



DF18 - Adjustable full body escutcheon

It is the PRECISION Defender®, available with 2 safety VERSIONS (B/C). It can be installed on most door thicknesses thanks to the fixing system and the simple height adjustment via a threaded ring positioned inside the defender.

MADE IN ITALY

B



Steel balls protect the cylinder body and on the chromed washer.

C



To version B, six balls are added as an integral part of the Defender® body



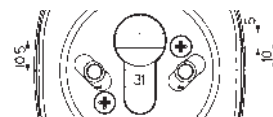
The protector DF18 (DF181) adjustable with fixed pitch (Patented) consists of a Defender® and high-strength steel (HRC 53) escutcheon (65 x 90 mm), available with 3 security versions for each type.

They are simply adjustable, with a screwdriver, via a threaded ring nut positioned inside the Defender® through the appropriate front seat visible under the cover in the lower part of the protector. The cover of the Defender® and the aluminium/brass escutcheon make 7 different finishes available for the best possible match with existing handles and knobs.

A rotating chromed washer protects the keyway with a slot available in two sizes, 3.5 or 5 mm.

Available with M6 fixing screws - centre distance 26/38 mm - fixing screws included.

Possibility of fixing M6 center distance 31 mm ON REQUEST (contact the company).



**ON REQUEST
DISTANCE 31 mm**

SPECIFICATIONS



A rotating chromed washer protects the keyway with a slot available in two sizes, 3.5 or 5 mm.



Neutral or Mottura branded escutcheons are available



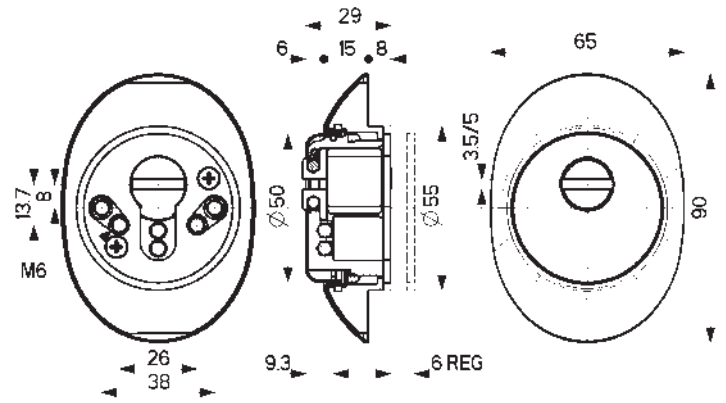
Available with M6 fixing screws



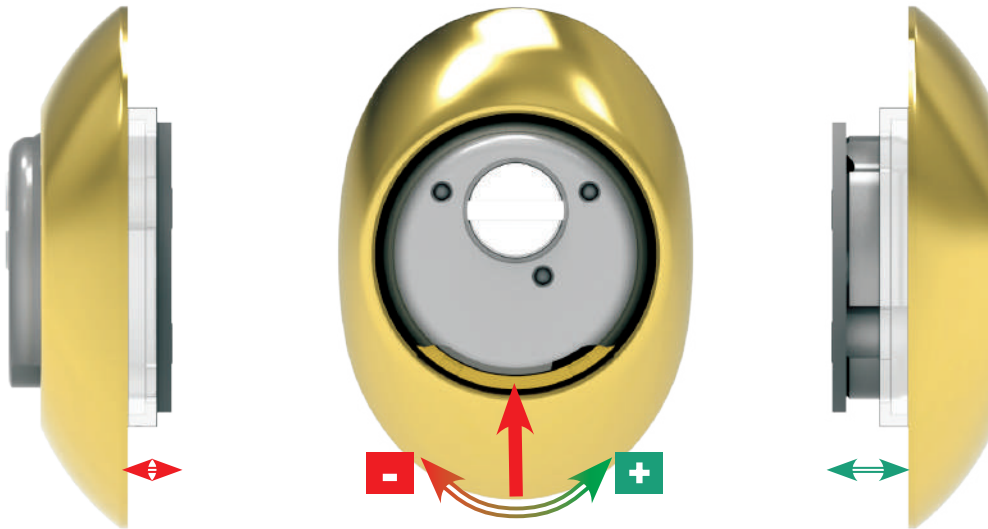
All the versions feature two steel balls to protect the fixing screws

DATASHEET

DF181.. th → ← 8 a 14 mm	B	C
	Finish	
	Brass	
	Black	
	Chrome Plated	
	Satin Chrome	
	Anodised Silver	
	Anodised Bronze	
	PVD Gold	




ADJUSTMENT



DF33 - Magnetic with fixed height

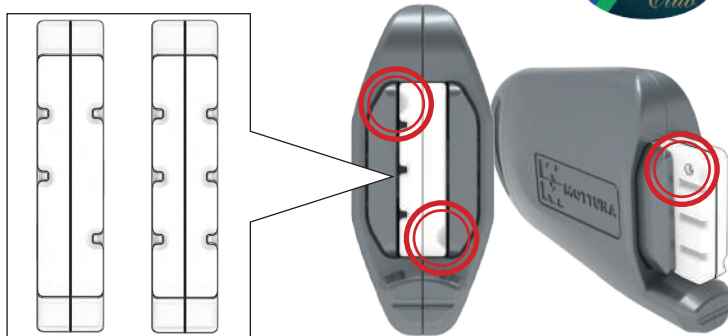
This is the SIMPLE Defender® in the version with MAGNETIC closure and with opening via a special magnetic key. Available in 4 different THICKNESSES. Perfect for replacing existing or previous protections if you already know the door thickness.
Total protection on the keyway.

MADE IN ITALY



MAGNETIC KEY

A SPECIAL magnetic key allows you to open the mechanical key entry. Defender® key entry with magnetic/mechanical coding with RECTANGULAR profile with the possibility of different key profiles to obtain high numbers of coding. Key duplication at Mottura Club authorized centers.
 POSSIBILITY TO HAVE PROTECTED PROFILES.



The magnetic Defender® DF33 (Patented) consists of a steel Defender® with a sheet metal escutcheon (72 x 90 mm), available in 4 heights (DF331P/332P/333P/334P) and a special rotating cover that completely protects the keyway. The rotation of the rotating body is controlled by the special magnetic key, whose security is given by the combination of the polarities of 5 magnets in 6 possible positions plus 2 coding pins which do NOT allow the key to be removed during the rotation of the defender body. The keyway is further protected by a rotating chromed steel washer with a 5 mm key entry slot. The Defender® cover has only one INOX finish while the aluminium/brass escutcheon cover offer 7 different finishes for the best possible combination with existing handles and knobs.

Possibility of Defender® with the same coding in the KA version that can be opened with the same magnetic key.

Available with M6 fixings, 26/38 mm center distance - fixing screws included.

SPECIFICATIONS

	A rotating chromed washer protects with 5 mm key entry slot		
	Available with M6 fixing screws		All the versions feature two steel balls to protect the fixing screws

DF331P.. | th → ← 5 mm

Finish
Brass
Black
Chrome Plated
Satin Chrome
Anodised Silver
Anodised Bronze
PVD Gold

DF332P.. | th → ← 10 mm

Finish
Brass
Black
Chrome Plated
Satin Chrome
Anodised Silver
Anodised Bronze
PVD Gold

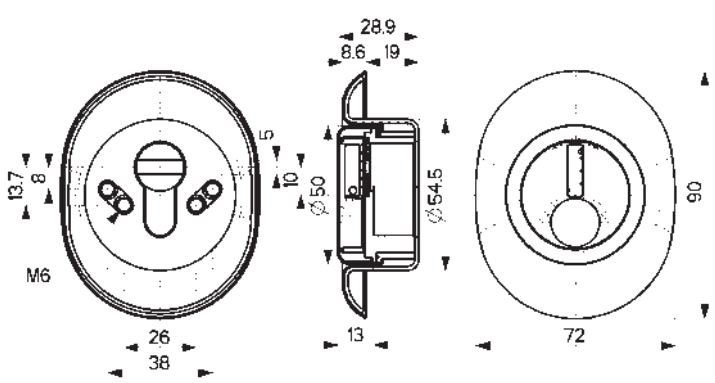
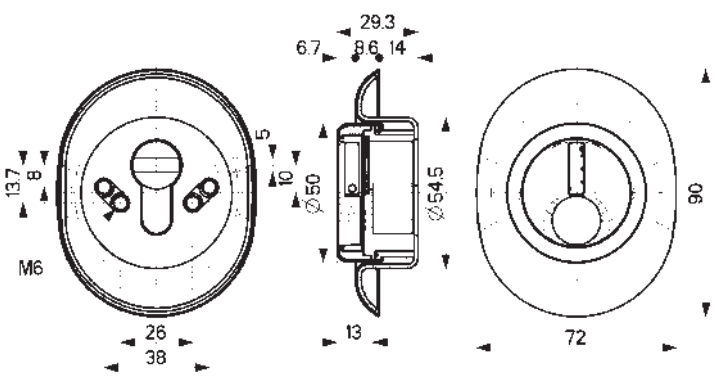
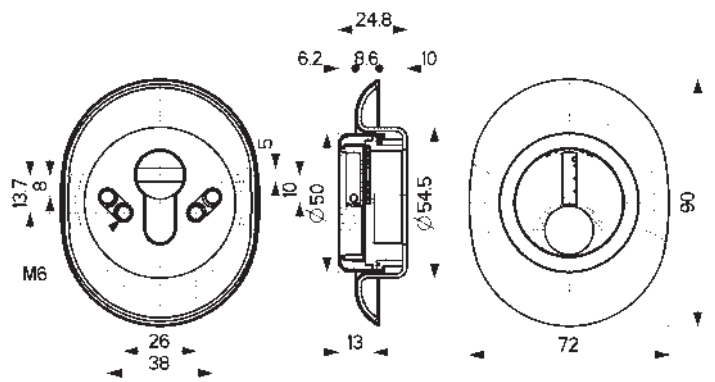
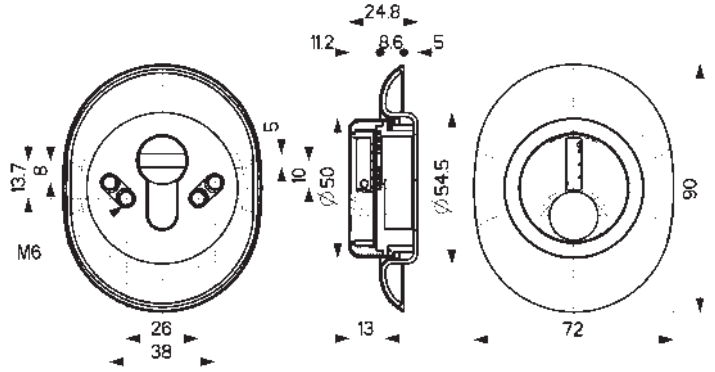
DF333P.. | th → ← 14 mm

Finish
Brass
Black
Chrome Plated
Satin Chrome
Anodised Silver
Anodised Bronze
PVD Gold

DF334P.. | th → ← 19 mm

Finish
Brass
Black
Chrome Plated
Satin Chrome
Anodised Silver
Anodised Bronze
PVD Gold

DATASHEET



THE KEY

92356

Key in addition
MAGNETIC/MECHANICAL CODING



Magnetic key duplication KIT
Reserved for Mottura Clubs



MASTER KEY SYSTEMS



System composed of several
defenders with the same code that
can be opened with the same key.

DF37 - Magnetic with spring adjustable


This is the FLEXIBLE Defender® in the version with MAGNETIC closure and with opening via a special magnetic key. Can be installed on most door thicknesses thanks to the spring attachment system that makes it easy to adjust, even if spacers need to be inserted. It can also be mounted horizontally.

MADE IN ITALY

Total protection on the keyway.

DF371P... VERSION

with anti-key extraction coding pins

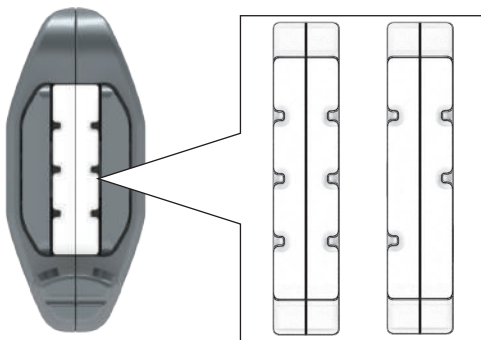


DF371... VERSION
magnetic coding



MAGNETIC KEY

A SPECIAL magnetic key allows you to open the mechanical key entry. Defender® key entry with magnetic or magnetic/mechanical coding with RECTANGULAR profile with the possibility of different key profiles to obtain high numbers of coding. Key duplication at Mottura Club authorized centers. POSSIBILITY TO HAVE PROTECTED PROFILES.



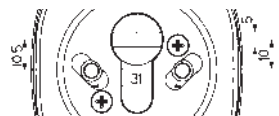
DF371... VERSION
magnetic coding



DF371P... VERSION
magnetic/mechanical coding
with anti-key extraction coding pins

The magnetic Defender® DF371/DF371P (Patented) are spring-adjustable (10mm).

They consists of a steel Defender® with a sheet metal escutcheon (72 x 90 mm) and a special rotating cover that completely protects the keyway. The rotation of the body is controlled by the special magnetic key, whose security is given by the combination of the polarities of 7 magnets in 8 possible positions for DF371 and 5 magnets in 6 possible positions plus 2 coding pins for the DF371P version (in this version the coding pins do NOT allow the extraction of the key during rotation of the defender body). The keyway is further protected by a rotating chromed steel washer with a 5 mm keyway slot. The Defender® cover has only one INOX finish while the aluminium/brass escutcheon cover offer 7 different finishes for the best possible combination with existing handles and knobs. Possibility of Defender® with the same coding in the KA version that can be opened with the same magnetic key. Available with M6 fixings center distance 26/38 mm - or 31 mm (on request only for DF371/371P) - fixing screws included.



**ON REQUEST
DISTANCE 31 mm**

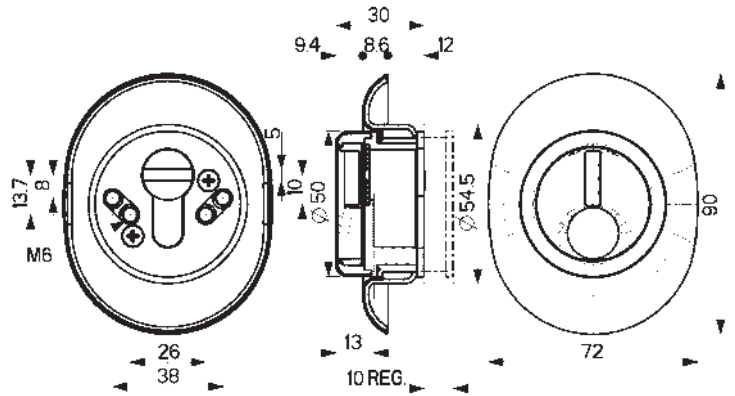
SPECIFICATIONS

	A rotating chromed washer protects with 5 mm key entry slot		
	Available with M6 fixing screws		All the versions feature two steel balls to protect the fixing screws

DATASHEET

DF371.. | th→← 12 a 22 mm

Finish
2/4 keys
Brass
Black
Chrome Plated
Satin Chrome
Anodised Silver
Anodised Bronze
PVD Gold



DF371P.. | th→← 12 a 22 mm

Finish
2/4 keys
Brass
Black
Chrome Plated
Satin Chrome
Anodised Silver
Anodised Bronze
PVD Gold


THE KEY

92355

Key in addition
MAGNETIC CODING

92356

Key in addition
MAGNETIC/MECHANICAL CODING



Magnetic key duplication KIT
Reserved for Mottura Clubs

MASTER KEY SYSTEMS



System composed of several defenders with the same code that can be opened with the same key.

DF38 - Magnetic adjustable with fixed pitch


It is the PRECISION Defender®, in the version with MAGNETIC closure and with opening via a special magnetic key. It can be installed on most door thicknesses thanks to the fixing system and the simple height adjustment via a threaded ring positioned inside the defender.

MADE IN ITALY

Total protection on the keyway.

DF381P... VERSION

with anti-key extraction coding pins



DF381... VERSION
magnetic coding

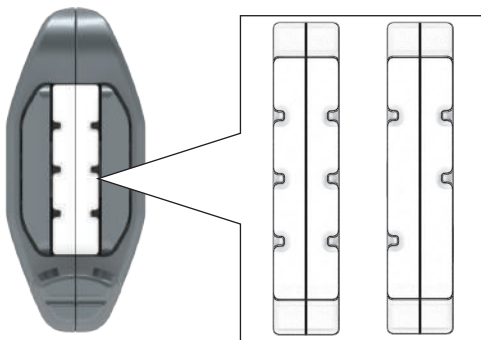
MAGNETIC KEY

A SPECIAL magnetic key allows you to open the mechanical key entry. Defender® key entry with magnetic or magnetic/mechanical coding with RECTANGULAR profile with the possibility of different key profiles to obtain high numbers of coding. Key duplication at Mottura Club authorized centers. POSSIBILITY TO HAVE PROTECTED PROFILES.



The magnetic Defender® DF381/381P (Patented) are adjustable with fixed pitch (6mm).

They consists of a steel Defender® with a sheet metal escutcheon (72 x 90 mm) and a special rotating cover that completely protects the keyway. The rotation of the body is controlled by the special magnetic key, whose security is given by the combination of the polarities of 7 magnets in 8 possible positions for DF381 and 5 magnets in 6 possible positions plus 2 coding pins for the DF381P version (in this version the coding pins do NOT allow the extraction of the key during rotation of the defender body). The keyway is further protected by a rotating chromed steel washer with a 5 mm keyway slot. The Defender® cover has only one INOX finish while the aluminium/brass escutcheon cover offer 7 different finishes for the best possible combination with existing handles and knobs. Possibility of Defender® with the same coding in the KA version that can be opened with the same magnetic key. Available with M6 fixings center distance 26/38 mm - fixing screws included.



DF381... VERSION
magnetic coding



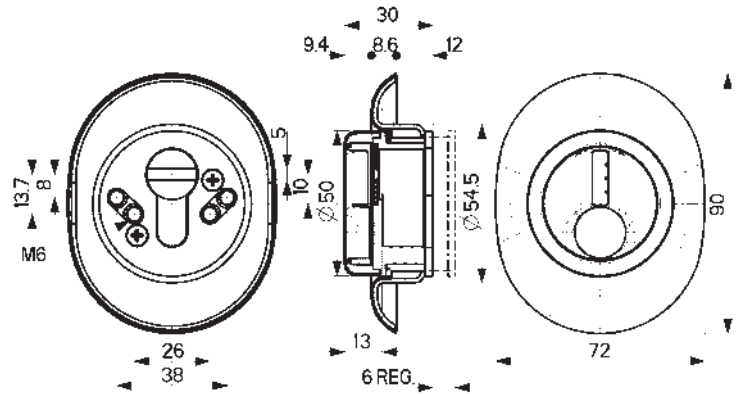
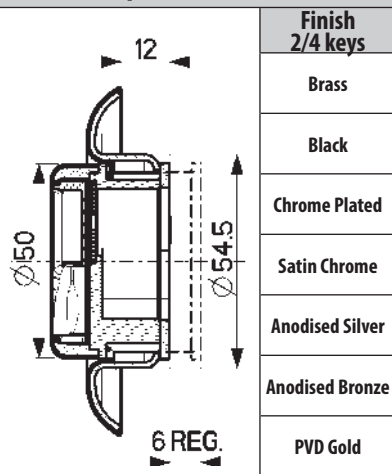
DF381P... VERSION
magnetic/mechanical coding
with anti-key extraction coding pins

SPECIFICATIONS

	A rotating chromed washer protects with 5 mm key entry slot		
	Available with M6 fixing screws		All the versions feature two steel balls to protect the fixing screws

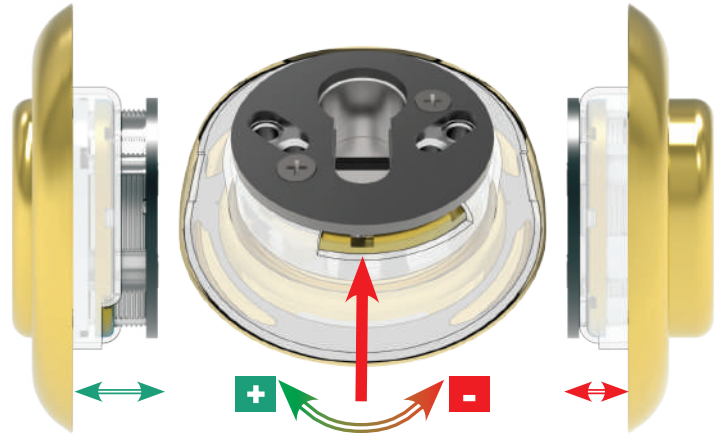
DATASHEET

DF381.. | th → ← 12 a 18 mm

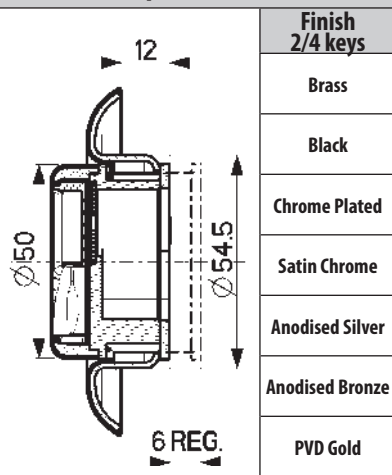


ADJUSTMENT

The Defender® DF38 are simply adjustable by acting directly on the threaded ring nut, through the special seat positioned on the underside of the back of the Defender® without the need to remove the cover.



DF381P.. | th → ← 12 a 18 mm



THE KEY


92355

Key in addition
MAGNETIC CODING



92356

Key in addition
MAGNETIC/MECHANICAL CODING



Magnetic key duplication KIT
Reserved for Mottura Clubs

MASTER KEY SYSTEMS



System composed of several
defenders with the same code that
can be opened with the same key.

DF47 - Magnetic with spring adjustable full body escutcheon

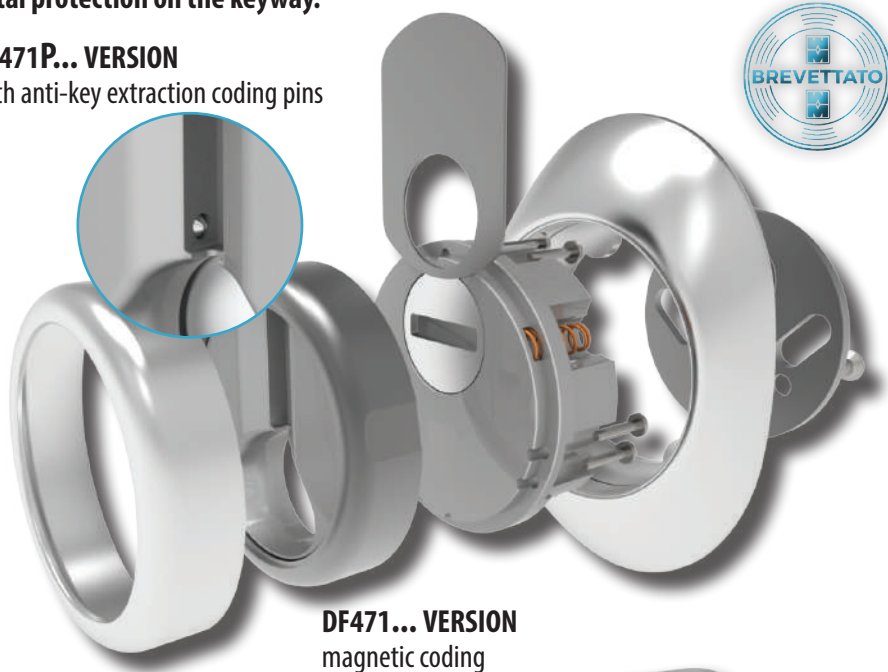
This is the FLEXIBLE Defender® in the version with MAGNETIC closure and with opening via a special magnetic key. Can be installed on most door thicknesses thanks to the spring attachment system that makes it easy to adjust, even if spacers need to be inserted. It can also be mounted horizontally.

MADE IN ITALY

Total protection on the keyway.

DF471P... VERSION

with anti-key extraction coding pins

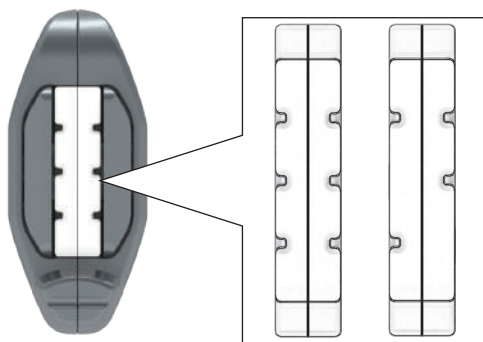


DF471... VERSION
magnetic coding



MAGNETIC KEY

A SPECIAL magnetic key allows you to open the mechanical key entry. Defender® key entry with magnetic or magnetic/mechanical coding with RECTANGULAR profile with the possibility of different key profiles to obtain high numbers of coding. Key duplication at Mottura Club authorized centers. POSSIBILITY TO HAVE PROTECTED PROFILES.



DF471... VERSION
magnetic coding



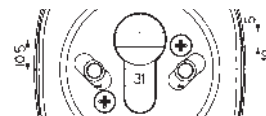
DF471P... VERSION
magnetic/mechanical coding
with anti-key extraction coding pins

The magnetic Defender® DF471/DF471P (Patented) are spring-adjustable (10mm).

They consists of a Defender® and hardened steel (HRC 53) escutcheon (65 x 90 mm) and a special rotating cover that completely protects the keyway. The rotation of the body is controlled by the special magnetic key, whose security is given by the combination of the polarities of 7 magnets in 8 possible positions for DF471 and 5 magnets in 6 possible positions plus 2 coding pins for the DF471P version (in this version the coding pins do NOT allow the extraction of the key during rotation of the defender body). The keyway is further protected by a rotating chromed steel washer with a 5 mm keyway slot. The Defender® cover has only one INOX finish while the aluminium/brass escutcheon cover offer 7 different finishes for the best possible combination with existing handles and knobs.

Possibility of Defender® with the same coding in the KA version that can be opened with the same magnetic key.

Available with M6 fixings center distance 26/38 mm or 31 mm (on request) - fixing screws included.



**ON REQUEST
DISTANCE 31 mm**

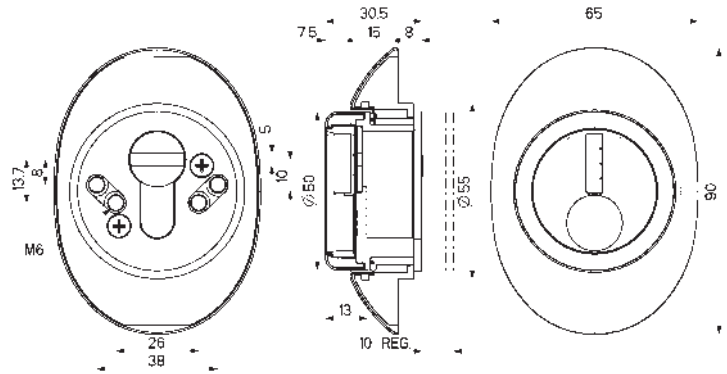
SPECIFICATIONS

	A rotating chromed washer protects with 5 mm key entry slot		
	Available with M6 fixing screws		All the versions feature two steel balls to protect the fixing screws

DATASHEET

DF471.. | th→←8 a 18 mm

Finish 2/4 keys
Brass
Black
Chrome Plated
Satin Chrome
Anodised Silver
Anodised Bronze
PVD Gold



DF471P.. | th→←8 a 18 mm

Finish 2/4 keys
Brass
Black
Chrome Plated
Satin Chrome
Anodised Silver
Anodised Bronze
PVD Gold

THE KEY


92355

Key in addition
MAGNETIC CODING



92356

Key in addition
MAGNETIC/MECHANICAL CODING



Magnetic key duplication KIT
Reserved for Mottura Clubs

MASTER KEY SYSTEMS



System composed of several
defenders with the same code that
can be opened with the same key.

DF48 - Magnetic adjustable with fixed pitch full body escutcheon


It is the PRECISION Defender®, in the version with MAGNETIC closure and with opening via a special magnetic key. It can be installed on most door thicknesses thanks to the fixing system and the simple height adjustment via a threaded ring positioned inside the defender.

MADE IN ITALY

Total protection on the keyway.

DF481P... VERSION

with anti-key extraction coding pins



DF481... VERSION
magnetic coding

MAGNETIC KEY

A SPECIAL magnetic key allows you to open the mechanical key entry. Defender® key entry with magnetic or magnetic/mechanical coding with RECTANGULAR profile with the possibility of different key profiles to obtain high numbers of coding. Key duplication at Mottura Club authorized centers. POSSIBILITY TO HAVE PROTECTED PROFILES.



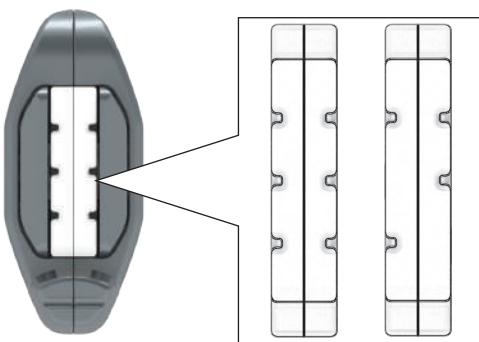
The magnetic Defender® DF481/481P (Patented) are adjustable with fixed pitch (6mm).

They consists of a Defender® and hardened steel (HRC 53) escutcheon (65 x 90 mm) and a special rotating cover that completely protects the keyway. The rotation of the body is controlled by the special magnetic key, whose security is given by the combination of the polarities of 7 magnets in 8 possible positions for DF481 and 5 magnets in 6 possible positions plus 2 coding pins for the DF481P version (in this version the coding pins do NOT allow the extraction of the key during rotation of the defender body). The keyway is further protected by a rotating chromed steel washer with a 5 mm keyway slot.

The Defender® cover has only one INOX finish while the aluminium/brass escutcheon cover offer 7 different finishes for the best possible combination with existing handles and knobs.

Possibility of Defender® with the same coding in the KA version that can be opened with the same magnetic key.

Available with M6 fixings center distance 26/38 mm - fixing screws included.



DF481... VERSION
magnetic coding



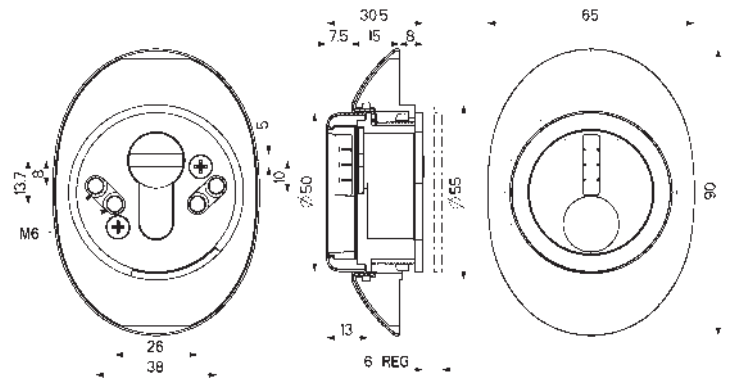
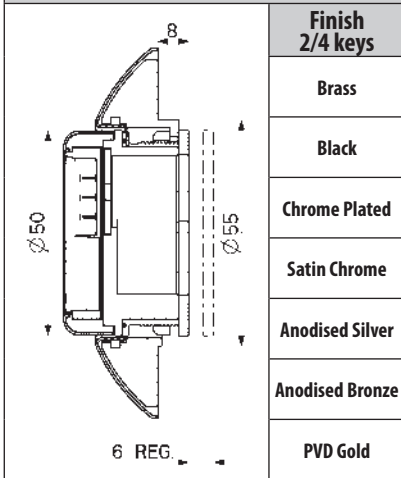
DF481P... VERSION
magnetic/mechanical coding
with anti-key extraction coding pins

SPECIFICATIONS

	A rotating chromed washer protects with 5 mm key entry slot		
	Available with M6 fixing screws		All the versions feature two steel balls to protect the fixing screws

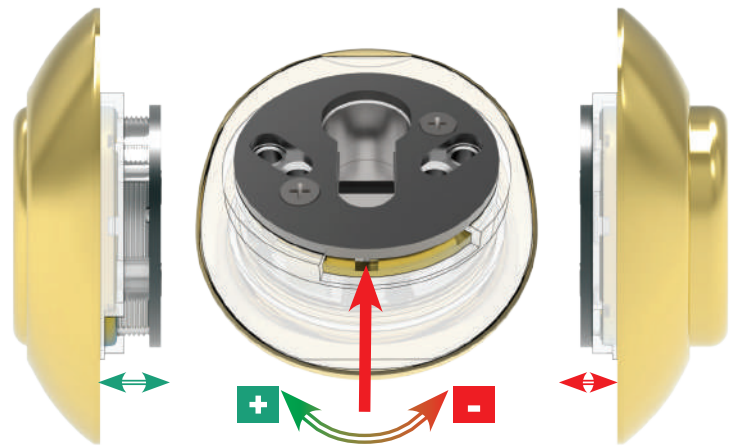
DATASHEET

DF481.. | th → ← 8 a 14 mm

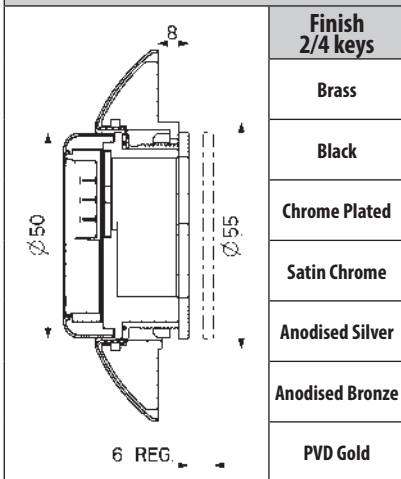


ADJUSTMENT

The Defender® DF48 are simply adjustable by acting directly on the threaded ring nut, through the special seat positioned on the underside of the back of the Defender® without the need to remove the cover.



DF481P.. | th → ← 8 a 14 mm



THE KEY


92355

Key in addition
MAGNETIC CODING



92356

Key in addition
MAGNETIC/MECHANICAL CODING



Magnetic key duplication KIT
Reserved for Mottura Clubs

MASTER KEY SYSTEMS




System composed of several
defenders with the same code that
can be opened with the same key.

DF43 - Anti-vandal for double bit and 3DKey locks

It is the MAGNETIC Defender® with full body escutcheon and opening via a special magnetic key, for double bit locks (DF430) or for 3DKey locks (DF43D). It is installed directly on the door panel.

Total protection on the keyway.

MADE IN ITALY



MAGNETIC KEY

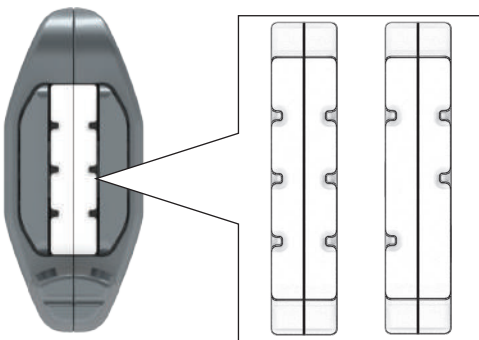
A SPECIAL magnetic key allows you to open the mechanical key entry. Defender® key entry with magnetic or magnetic/mechanical coding with RECTANGULAR profile with the possibility of different key profiles to obtain high numbers of coding. Key duplication at Mottura Club authorized centers. POSSIBILITY TO HAVE PROTECTED PROFILES.



The magnetic Defender® DF43 (Patented) consists of a Defender® and hardened steel (HRC 53) escutcheon (65 x 90 mm) and a special rotating cover that completely protects the keyway.

The rotation of the body is controlled by the special magnetic key, whose security is given by the combination of the polarities of 7 magnets in 8 possible positions. The Defender® cover and the aluminium/brass escutcheon cover offer 7 different finishes for the best possible combination with existing handles and knobs.

Possibility of Defender® with the same coding in the KA version that can be opened with the same magnetic key.



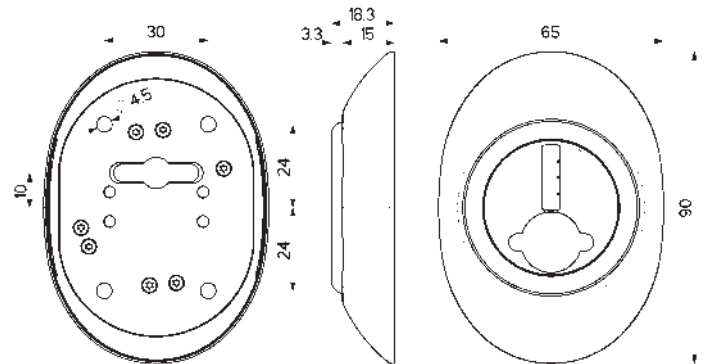
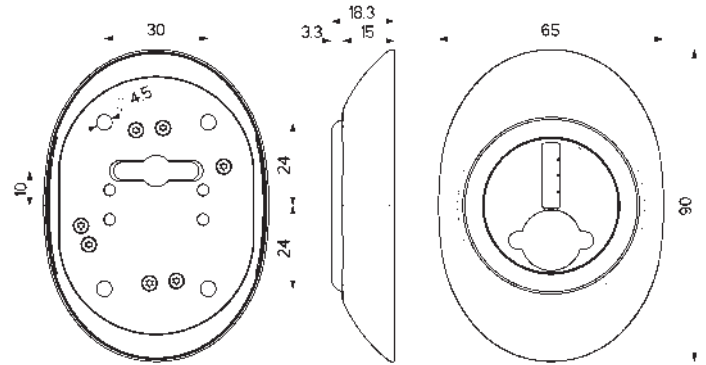
SPECIFICATIONS

	Protection plate in neutral version.		

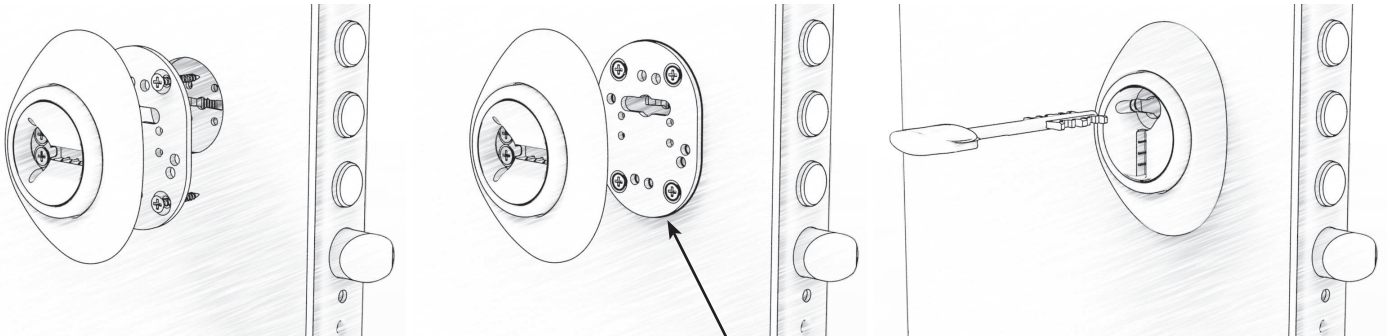
DATASHEET

DF430..	
	Finish 2/4 keys
	Brass
	Black
	Chrome Plated
	Satin Chrome
	Anodised Silver
	Anodised Bronze
	PVD Gold

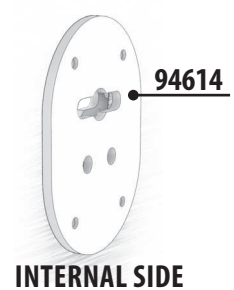
DF43D..	
 	Finish 2/4 keys
	Brass
	Black
	Chrome Plated
	Satin Chrome
	Anodised Silver
	Anodised Bronze
	PVD Gold



INSTALLATION



94614
Internal plate for fixing Magnetic Defender DF430 / DF43D Dim. 74 x 56 x 3 mm



THE KEY

Magnetic key duplication KIT
Reserved for Mottura Clubs



92355
Key in addition MAGNETIC CODING



MASTER KEY SYSTEMS



System composed of several defenders with the same code that can be opened with the same key.

DF501- Electronic

This is the ELECTRONIC Defender® in a single monobloc model with a sliding manganese plate protecting the keyway that is activated by a numeric code allowing the key to be inserted.

MADE IN ITALY



ALKALINE BATTERY 9V



ELECTRONIC Defender® top-notch security is completed aesthetically. Brass/aluminium monobloc (65 x 202 mm) with a steel Defender® inside, available in 5 mm base panel thicknesses.

The keyway is protected by a manganese plate positioned to completely cover the rotating chromed washer with the keyway slot available in two sizes: 3.5 or 5 mm.

The manganese plate protecting the keyway is activated by a numeric code that allows the key to be inserted.

Possibility of storing 1 master code and 25 service codes.

Available with M6 or M8 fixing screws (art. DF501...M8) centre distances 26/38 mm - fixing screws included.

For use with 5 mm base panel thicknesses.

Appropriate spacers can be used for thicker panels.

SECURITY LEVEL

Maximum level of security with spheres protecting the key entry. Manganese plates protect the mechanical key entry and the Defender® inside. Support plate prepared with 2 M5 holes for further fixing on the door.

FINISHES



CR
Polished Chrome



PV
PVD Gold

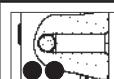


CS
Satin Chrome

SPECIFICATIONS



A rotating chromed washer protects the keyway with a slot available in two sizes, 3.5 or 5 mm.



All the versions feature two steel balls to protect the fixing screws



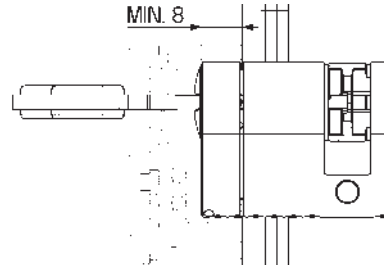
Available with M6 or M8 fixing screws

DF501..	
Finish	
Polished Chrome	
Satin Chrome	
PVD Gold	
Electronic Defender	



UTILIZATION

For its correct use, the cylinder must have a projection from door panel of minimum 8 mm.

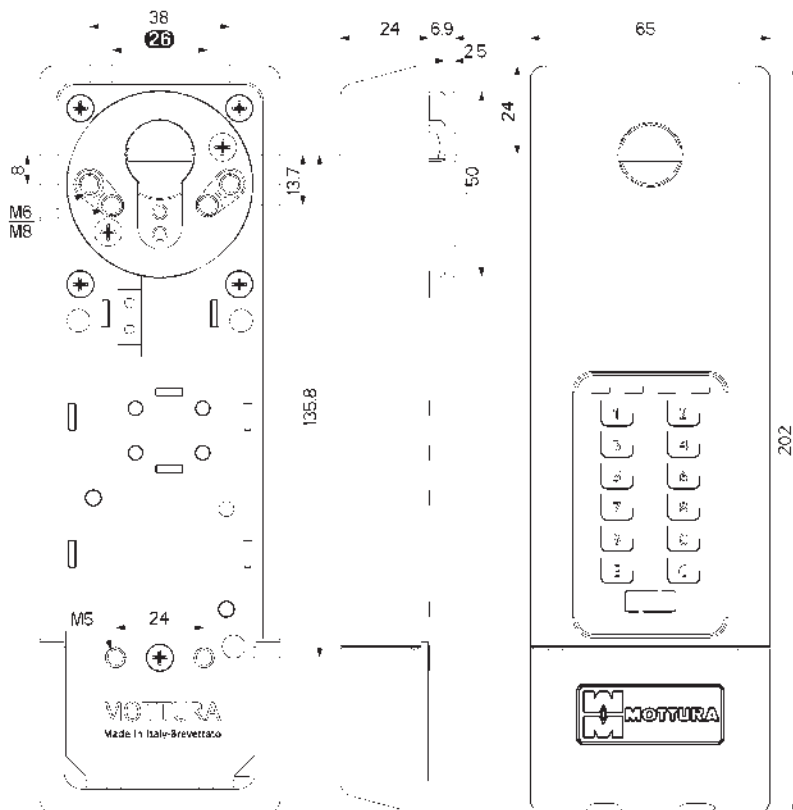


ACCESSORIES

941118N	
Finish	
Black	
Spacer 2.5 mm thickness for Electronic Defender DF501 Dim. 202 x 65 mm Pack of 1 piece	

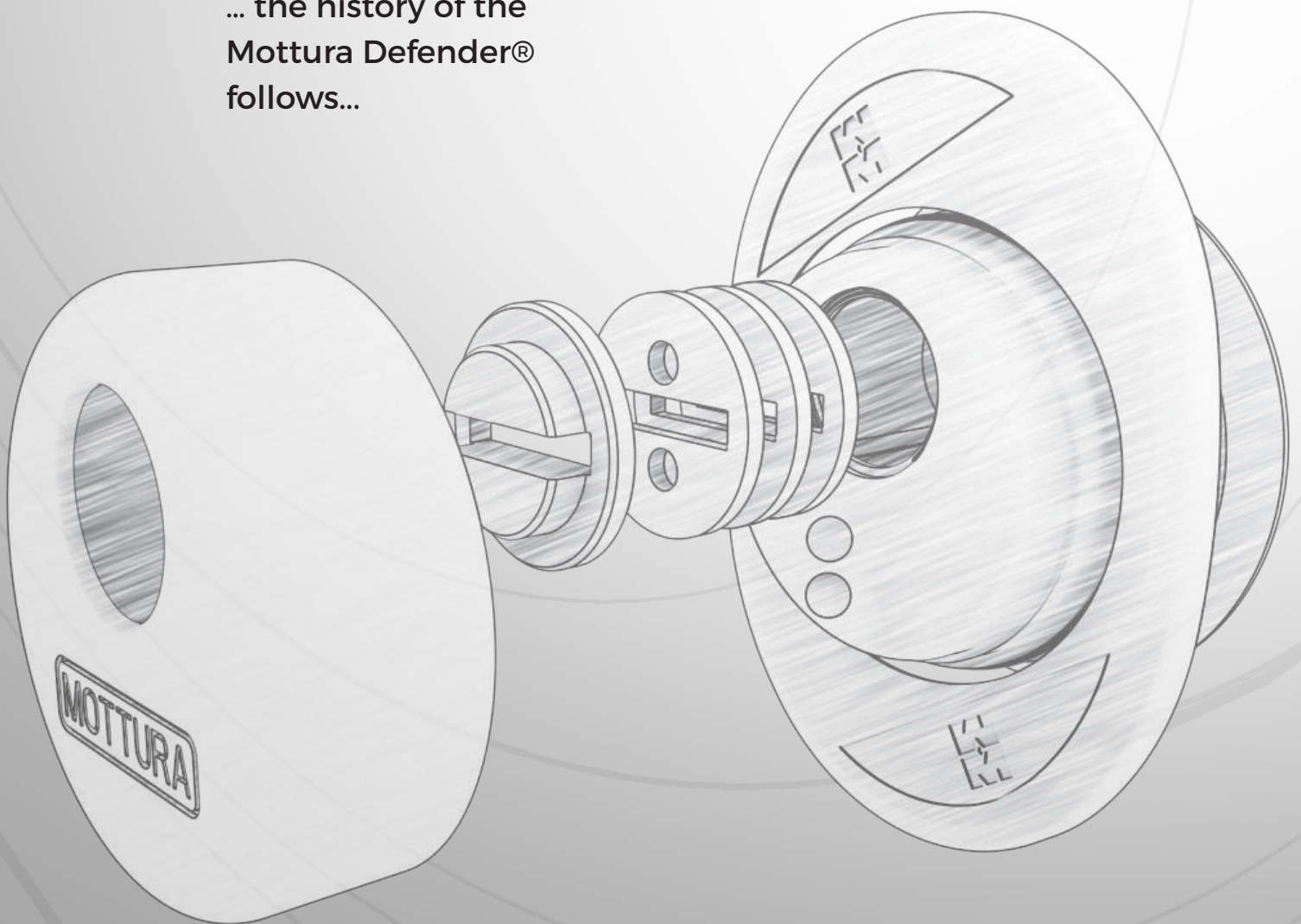


DATASHEET





... the history of the
Mottura Defender®
follows...



TOP SYSTEM NEW LINE

Defender® for high security, in 2 different thicknesses, with cone base for installation in combination with manganese reinforcement plates. Keyway protected by three rotating manganese steel plates.

MADE IN ITALY

Defender



The TOP SYSTEM NEW LINE protection is made up of a steel Defender® available without escutcheon 94631/41 or with escutcheon 94731/41 (item 95447 - dim. 65 x 90 mm).

Combine with the appropriate manganese plates.

The Defender® cover and the aluminium/brass escutcheon cover offer 7 different finishes for the best possible combination with existing handles and knobs.

The keyway is protected by a manganese plate positioned to completely cover the rotating chromed washer with the keyway slot 3.5 mm.

Available with M6 fixings center distance 38 mm.

94631 th → ← 30 mm	Finish
	Brass
	Black
	Chrome Plated
	Satin Chrome
	Anodised Silver
	Anodised Bronze
	PVD Gold

94731 th → ← 30 mm	Finish
	Brass
	Black
	Chrome Plated
	Satin Chrome
	Anodised Silver
	Anodised Bronze
	PVD Gold

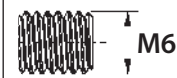
94641 th → ← 40 mm	Finish
	Brass
	Black
	Chrome Plated
	Satin Chrome
	Anodised Silver
	Anodised Bronze
	PVD Gold

94741 th → ← 40 mm	Finish
	Brass
	Black
	Chrome Plated
	Satin Chrome
	Anodised Silver
	Anodised Bronze
	PVD Gold

SPECIFICATIONS




A rotating chromed washer protects with 3,5 mm key entry slot



Available with M6 fixing screws



Possibility of Neutral version or with Mottura brand on the cover



All the versions feature two steel balls to protect the fixing screws

TOP SYSTEM

Defender® for high security, in 4 different thicknesses, with cone base for installation in combination with manganese reinforcement plates. Keyway protected by three rotating manganese steel plates.

MADE IN ITALY

94630



Defender® thickness 30 mm
Two steel balls protect the cylinder body.
Two steel balls protect the fixing screws

94730



Defender® thickness 30 mm including escutcheon 95447
Two steel balls protect the cylinder body.
Two steel balls protect the fixing screws.



94640



Defender® thickness 40 mm
Two steel balls protect the cylinder body.
Two steel balls protect the fixing screws

94740



Defender® thickness 40 mm including escutcheon 95447
Two steel balls protect the cylinder body.
Two steel balls protect the fixing screws.

The TOP SYSTEM protector consists of a steel Defender® available in the version with escutcheon (65 x 90 mm - 94730/40/50/60) or without escutcheon (94630/40/50/60), in 4 thicknesses.

Combine with the appropriate manganese plates. The cover of the Defender® in aluminium/brass makes 7 different finishes available for the best possible match with existing handles and knobs.

The keyway is protected by a rotating chromed washer with a 3.5 mm keyway slot and 3 manganese steel plates for a total thickness of 12 mm.

Available with M6 fixings center distance 38 mm.

94650



Defender® thickness 50 mm
Two steel balls protect the cylinder body.
Two steel balls protect the fixing screws

94750



Defender® thickness 50 mm including escutcheon 95447
Two steel balls protect the cylinder body.
Two steel balls protect the fixing screws.

94660



Defender® thickness 60 mm
Two steel balls protect the cylinder body.
Two steel balls protect the fixing screws

94760



Defender® thickness 60 mm including escutcheon 95447
Two steel balls protect the cylinder body.
Two steel balls protect the fixing screws.



SPECIFICATIONS



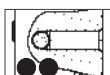
A rotating chromed washer protects with 3,5 mm key entry slot



Possibility of Neutral version or with Mottura brand on the cover



Available with M6 fixing screws



All the versions feature two steel balls to protect the fixing screws

94630 th → ← 30 mm	Finish
	Brass
	Black
	Chrome Plated
	Satin Chrome
	Anodised Silver
	Anodised Bronze
	PVD Gold

94730 th → ← 30 mm	Finish
	Brass
	Black
	Chrome Plated
	Satin Chrome
	Anodised Silver
	Anodised Bronze
	PVD Gold

94640 th → ← 40 mm	Finish
	Brass
	Black
	Chrome Plated
	Satin Chrome
	Anodised Silver
	Anodised Bronze
	PVD Gold

94740 th → ← 40 mm	Finish
	Brass
	Black
	Chrome Plated
	Satin Chrome
	Anodised Silver
	Anodised Bronze
	PVD Gold

94650 th → ← 50 mm	Finish
	Brass
	Black
	Chrome Plated
	Satin Chrome
	Anodised Silver
	Anodised Bronze
	PVD Gold

94750 th → ← 50 mm	Finish
	Brass
	Black
	Chrome Plated
	Satin Chrome
	Anodised Silver
	Anodised Bronze
	PVD Gold

94660 th → ← 60 mm	Finish
	Brass
	Black
	Chrome Plated
	Satin Chrome
	Anodised Silver
	Anodised Bronze
	PVD Gold

94760 th → ← 60 mm	Finish
	Brass
	Black
	Chrome Plated
	Satin Chrome
	Anodised Silver
	Anodised Bronze
	PVD Gold

BASIC

Defender® with chromed washer to protect the keyway, which with just 2 thicknesses covers most door thicknesses, expands its range with the new version for Dierre doors.

MADE IN ITALY

9411625



Defender® thickness 25 mm
Two steel balls protect the cylinder body.
Two steel balls protect the fixing screws.



9411725



Defender® thickness 25 mm including escutcheon 95447
Two steel balls protect the cylinder body.
Two steel balls protect the fixing screws.



9411645



Defender® thickness 45 mm
Two steel balls protect the cylinder body.
Two steel balls protect the fixing screws.



9411745



Defender® thickness 45 mm including escutcheon 95447
Two steel balls protect the cylinder body.
Two steel balls protect the fixing screws.



The BASIC protector consists of a steel Defender® available in the version with escutcheon (65 x 90 mm - 9411725/745) and without escutcheon (9411625/645), available in 2 thicknesses (25/45 mm).

Single thickness (25 mm) for the new BASIC DIERRE version. The cover of the Defender® in aluminium/brass makes 7 different finishes available for the best possible match with existing handles and knobs.

A rotating chromed washer protects the keyway with a slot available in two sizes, 3.5 or 5 mm.

Available with M6 or M8 fixing screws (art. 9411...M8) centre distance 38 mm for BASIC.

Available with M6 fixing screws -centre distance 31 mm for BASIC DIERRE.

9411425 DIERRE




Defender® thickness 25 mm for Dierre locks
Two steel balls protect the cylinder body.
Two steel balls protect the fixing screws.



9411525 DIERRE



Defender® thickness 25 mm for Dierre locks including escutcheon 95447. Two steel balls protect the cylinder body.
Two steel balls protect the fixing screws.



BASIC DIERRE

SPECIFICATIONS



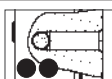
A rotating chromed washer protects the keyway with a slot available in two sizes, 3.5 or 5 mm.



Possibility of Neutral version or with Mottura brand on the cover



Available with M6 or M8 fixing screws for BASIC
Available with M6 fixing screws for BASIC DIERRE



All the versions feature two steel balls to protect the fixing screws

9411625 th → ← 25 mm	Finish
	Brass
	Black
	Chrome Plated
	Satin Chrome
	Anodised Silver
	Anodised Bronze
	PVD Gold

9411725 th → ← 25 mm	Finish
	Brass
	Black
	Chrome Plated
	Satin Chrome
	Anodised Silver
	Anodised Bronze
	PVD Gold

9411645 th → ← 45 mm	Finish
	Brass
	Black
	Chrome Plated
	Satin Chrome
	Anodised Silver
	Anodised Bronze
	PVD Gold

9411745 th → ← 45 mm	Finish
	Brass
	Black
	Chrome Plated
	Satin Chrome
	Anodised Silver
	Anodised Bronze
	PVD Gold

9411425 th → ← 25 mm	Finish
	Brass
	Black
	Chrome Plated
	Satin Chrome
	Anodised Silver
	Anodised Bronze
	PVD Gold

9411525 th → ← 25 mm	Finish
	Brass
	Black
	Chrome Plated
	Satin Chrome
	Anodised Silver
	Anodised Bronze
	PVD Gold

T.ZETA

Defender®, with a simple zinc alloy structure for easy assembly. Interchangeable with the Defender® Top System, in 4 different thicknesses, with cone base for installation in combination with manganese reinforcement plates.

MADE IN ITALY

94830



Defender® thickness 30 mm
Two steel balls protect the cylinder body.
Two steel balls protect the fixing screws.

94930



Defender® thickness 30 mm including escutcheon 95447
Two steel balls protect the cylinder body.
Two steel balls protect the fixing screws.



94840



Defender® thickness 40 mm
Two steel balls protect the cylinder body.
Two steel balls protect the fixing screws.

94940



Defender® thickness 40 mm including escutcheon 95447
Two steel balls protect the cylinder body.
Two steel balls protect the fixing screws.

The T. ZETA protector consists of a zinc alloy Defender® available in the version with escutcheon (65 x 90 mm - 94930/40/50/60) or without escutcheon (94830/40/50/60), in 4 thicknesses.

Combine with the appropriate manganese plates. The cover of the Defender® in aluminium/brass makes 7 different finishes available for the best possible match with existing handles and knobs.

A rotating chromed washer protects the keyway with a slot available in two sizes, 3.5 or 5 mm.

Available with M6 fixing screws - centre distance 38 mm.

94850



Defender® thickness 50 mm
Two steel balls protect the cylinder body.
Two steel balls protect the fixing screws.

94950



Defender® thickness 50 mm including escutcheon 95447
Two steel balls protect the cylinder body.
Two steel balls protect the fixing screws.

94860



Defender® thickness 60 mm
Two steel balls protect the cylinder body.
Two steel balls protect the fixing screws.

94960



Defender® thickness 60 mm including escutcheon 95447
Two steel balls protect the cylinder body.
Two steel balls protect the fixing screws.



SPECIFICATIONS

	A rotating chromed washer protects the keyway with a slot available in two sizes, 3.5 or 5 mm.		Possibility of Neutral version or with Mottura brand on the cover
	Available with M6 fixing screws		All the versions feature two steel balls to protect the fixing screws

94830 th → ← 30 mm	Finish
	Brass
	Black
	Chrome Plated
	Satin Chrome
	Anodised Silver
	Anodised Bronze
	PVD Gold

94930 th → ← 30 mm	Finish
	Brass
	Black
	Chrome Plated
	Satin Chrome
	Anodised Silver
	Anodised Bronze
	PVD Gold

94840 th → ← 40 mm	Finish
	Brass
	Black
	Chrome Plated
	Satin Chrome
	Anodised Silver
	Anodised Bronze
	PVD Gold

94940 th → ← 40 mm	Finish
	Brass
	Black
	Chrome Plated
	Satin Chrome
	Anodised Silver
	Anodised Bronze
	PVD Gold

94850 th → ← 50 mm	Finish
	Brass
	Black
	Chrome Plated
	Satin Chrome
	Anodised Silver
	Anodised Bronze
	PVD Gold

94950 th → ← 50 mm	Finish
	Brass
	Black
	Chrome Plated
	Satin Chrome
	Anodised Silver
	Anodised Bronze
	PVD Gold

94860 th → ← 60 mm	Finish
	Brass
	Black
	Chrome Plated
	Satin Chrome
	Anodised Silver
	Anodised Bronze
	PVD Gold

94960 th → ← 60 mm	Finish
	Brass
	Black
	Chrome Plated
	Satin Chrome
	Anodised Silver
	Anodised Bronze
	PVD Gold

B.ZETA

Defender®, with a simple zinc alloy structure for easy assembly. Interchangeable with the Defender® BASIC, in 2 different thicknesses (25/45 mm) with or without escutcheon.

MADE IN ITALY

9411825



Defender® thickness 25 mm
Two steel balls protect the cylinder body.
Two steel balls protect the fixing screws.




9411925



Defender® thickness 25 mm including escutcheon 95447
Two steel balls protect the cylinder body.
Two steel balls protect the fixing screws.



9411845



Defender® thickness 45 mm
Two steel balls protect the cylinder body.
Two steel balls protect the fixing screws.



9411945



Defender® thickness 45 mm including escutcheon 95447
Two steel balls protect the cylinder body.
Two steel balls protect the fixing screws.



The B. ZETA protector consists of a zinc alloy Defender® available in the version with escutcheon (65 x 90 mm - 94930/40/50/60) or without escutcheon (94830/40/50/60), in 2 thicknesses.

The cover of the Defender® in aluminium/brass makes 7 different finishes available for the best possible match with existing handles and knobs.

A rotating chromed washer protects the keyway with a slot available in two sizes, 3.5 or 5 mm.

Available with M6 fixing screws - centre distance 38 mm.

9411825 sp → ← 25 mm	9411925 sp → ← 25 mm	Finish
		Brass
		Black
		Chrome Plated
		Satin Chrome
		Anodised Silver
		Anodised Bronze
		PVD Gold

9411845 sp → ← 45 mm	9411945 sp → ← 45 mm	Finish
		Brass
		Black
		Chrome Plated
		Satin Chrome
		Anodised Silver
		Anodised Bronze
		PVD Gold



SPECIFICATIONS



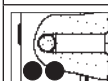
A rotating chromed washer protects the keyway with a slot available in two sizes, 3.5 or 5 mm.



Available with M6 fixing screws



Possibility of Neutral version or with Mottura brand on the cover



All the versions feature two steel balls to protect the fixing screws

TEST REPORT

All Defenders® have been tested in compliance with the UNI EN 1906 standard and passed the required tests.

ICIM

**Attestato di Prova
Test Certificate**

Attestato N.
Certificate No. **REP-MNL-000472**

ORGANISMO DI CERTIFICAZIONE / CERTIFICATION BODY

ICIM S.p.A.
Piazza Don Enrico Mapelli, 15 - 20099 Sesto San Giovanni (MI) - IT

DATI FABBRICANTE/COMITENTE / MANUFACTURER/CUSTOMER DETAILS

MOTTURA SERRATURE DI SICUREZZA
Strada Antica di Francia, 34 - 10057 Sant'Ambrogio di Torino (TO) - IT

UNITA OPERATIVE / OPERATIVES UNITS
Strada Antica di Francia, 34 - 10057 Sant'Ambrogio di Torino (TO) - IT

DATI PRODOTTO / PRODUCT DETAILS

TIPOLOGIA
TYPE: **Protezione DEFENDER**

DEGNOMAZIONE
(SYMBOLIZATION): **DF0xxxxxx, DF0xxxxxx, DF0xxxxxx, DF0xxxxxx, DF1xxxxxx, DF3xxxxxx, DF5xxxxxx**

Caratteristiche: vedi Allegati / Characteristics: see Annex
DOCUMENTO DI RIFERIMENTO / STANDARD
EN 1906:2012 § Annex A
RIPORTO DI PROVA / TEST REPORT
REP-MNL-000471

EVENTUALI ESTENSIONI / EXTENSIONS

Questo attestato è valido esclusivamente per il prodotto sopra indicato. Eventuali altri dati riportati devono essere approvati da ICIM S.p.A.
This certificate is valid only for the product above specified. Any technical change must be approved by ICIM S.p.A.

(Questo Modello è da ritenere valido solo se accompagnato dai relativi Allegati) / This Certificate is valid only with the relative Annex

ICIM S.p.A.
EMMISSIONE
ISSUE
30/11/2018

ICIM S.p.A. - Piazza Don Enrico Mapelli, 15 - 20099 Sesto San Giovanni (MI)

ICIM

**Attestato di Prova
Test Certificate**

ALLEGATO AL / ANNEX TO

Certificato N.
Certificate N. **REP-MNL-000472**

SERIE SERIES:	DEFENDER	
MODELLI MODELS:	DF0xxxxxx, DF0xxxxxx, DF0xxxxxx, DF0xxxxxx, DF1xxxxxx, DF3xxxxxx, DF5xxxxxx	
CLASSIFICAZIONE CLASSIFICATION:	Annex A - EN 1906	Grado 4 Grade 4
LOTTO DI PRODUZIONE BATCH:	112018	

ICIM S.p.A.
EMMISSIONE
ISSUE
30/11/2018

ICIM S.p.A. - Piazza Don Enrico Mapelli, 15 - 20099 Sesto San Giovanni (MI)

ICIM

SISTEMI DI PROTEZIONE DEFENDER®

Test report numero: 12071003SG

Data e luogo di emissione: 10/07/2012 Sesto San Giovanni (MI) - Italy

Commissa: AIW

Azienda: MOTTURA SERRATURE DI SICUREZZA S.p.A.

Data del test: 10/07/2012

Oggetto: prove su sistemi di protezione DEFENDER® per serrature con cilindro europeo

Luogo di esecuzione: MOTTURA SERRATURE DI SICUREZZA S.p.A.
Strada Antica di Francia, 34
10057 Sant'Ambrogio (TO)

Identificazione del campione: DEFENDER® serie TOP SYSTEM

Index

- Riferimenti Normativi
- Strumenti di misura
- Descrizione del prodotto
- Classificazione
- Test
- Valutazioni finali

ICIM S.p.A. è un'azienda
Piazza Don Enrico Mapelli, 15
20099 Sesto San Giovanni (MI)
Tel. +39 02 750001
Fax +39 02 750000
www.icim.it

ICIM S.p.A.
Product Area Inspector
Stefano Caporali

ICIM S.p.A.
Product Area Manager
Ing. Massimiliano Florio

Capitale Sociale
€ 200.000.000,00 integralmente versato
C.F./P.IVA e Iscritt. Reg. Imprese
di Milano n. 100020370
R.I.A. n. 190932

CE ACCREDITED
UNI EN ISO 9001
UNI EN ISO 14001
UNI EN ISO 45001
CISA
IQNet

Page 10 13

ICIM

SISTEMI DI PROTEZIONE DEFENDER®

Test report numero: 12071001SG

Data e luogo di emissione: 10/07/2012 Sesto San Giovanni (MI) - Italy

Commissa: AIW

Azienda: MOTTURA SERRATURE DI SICUREZZA S.p.A.

Data del test: 10/07/2012

Oggetto: prove su sistemi di protezione DEFENDER® per serrature con cilindro europeo

Luogo di esecuzione: MOTTURA SERRATURE DI SICUREZZA S.p.A.
Strada Antica di Francia, 34
10057 Sant'Ambrogio (TO)

Identificazione del campione: DEFENDER® serie BASIC

Index

- Riferimenti Normativi
- Strumenti di misura
- Descrizione del prodotto
- Classificazione
- Test
- Valutazioni finali

ICIM S.p.A. è un'azienda
Piazza Don Enrico Mapelli, 15
20099 Sesto San Giovanni (MI)
Tel. +39 02 750001
Fax +39 02 750000
www.icim.it

ICIM S.p.A.
Product Area Inspector
Stefano Caporali

ICIM S.p.A.
Product Area Manager
Ing. Massimiliano Florio

Capitale Sociale
€ 200.000.000,00 integralmente versato
C.F./P.IVA e Iscritt. Reg. Imprese
di Milano n. 100020370
R.I.A. n. 190932

CE ACCREDITED
UNI EN ISO 9001
UNI EN ISO 14001
UNI EN ISO 45001
CISA
IQNet

ICIM

SISTEMI DI PROTEZIONE DEFENDER®

Test report numero: 12071002SG

Data e luogo di emissione: 10/07/2012 Sesto San Giovanni (MI) - Italy

Commissa: AIW

Azienda: MOTTURA SERRATURE DI SICUREZZA S.p.A.

Data del test: 10/07/2012

Oggetto: prove su sistemi di protezione DEFENDER® per serrature con cilindro europeo

Luogo di esecuzione: MOTTURA SERRATURE DI SICUREZZA S.p.A.
Strada Antica di Francia, 34
10057 Sant'Ambrogio (TO)

Identificazione del campione: DEFENDER® serie TZ

Index

- Riferimenti Normativi
- Strumenti di misura
- Descrizione del prodotto
- Classificazione
- Test
- Valutazioni finali

ICIM S.p.A. è un'azienda
Piazza Don Enrico Mapelli, 15
20099 Sesto San Giovanni (MI)
Tel. +39 02 750001
Fax +39 02 750000
www.icim.it

ICIM S.p.A.
Product Area Inspector
Stefano Caporali

ICIM S.p.A.
Product Area Manager
Ing. Massimiliano Florio

Capitale Sociale
€ 200.000.000,00 integralmente versato
C.F./P.IVA e Iscritt. Reg. Imprese
di Milano n. 100020370
R.I.A. n. 190932

CE ACCREDITED
UNI EN ISO 9001
UNI EN ISO 14001
UNI EN ISO 45001
CISA
IQNet

ICIM

SISTEMI DI PROTEZIONE DEFENDER®

Test report numero: 12071101SG

Data e luogo di emissione: 11/07/2012 Sesto San Giovanni (MI) - Italy

Commissa: AIW

Azienda: MOTTURA SERRATURE DI SICUREZZA S.p.A.

Data del test: 11/07/2012

Oggetto: prove su sistemi di protezione DEFENDER® per serrature con cilindro europeo

Luogo di esecuzione: MOTTURA SERRATURE DI SICUREZZA S.p.A.
Strada Antica di Francia, 34
10057 Sant'Ambrogio (TO)

Identificazione del campione: DEFENDER® a molta

Index

- Riferimenti Normativi
- Strumenti di misura
- Descrizione del prodotto
- Classificazione
- Test
- Valutazioni finali

ICIM S.p.A. è un'azienda
Piazza Don Enrico Mapelli, 15
20099 Sesto San Giovanni (MI)
Tel. +39 02 750001
Fax +39 02 750000
www.icim.it

ICIM S.p.A.
Product Area Inspector
Stefano Caporali

ICIM S.p.A.
Product Area Manager
Ing. Massimiliano Florio

Capitale Sociale
€ 200.000.000,00 integralmente versato
C.F./P.IVA e Iscritt. Reg. Imprese
di Milano n. 100020370
R.I.A. n. 190932

CE ACCREDITED
UNI EN ISO 9001
UNI EN ISO 14001
UNI EN ISO 45001
CISA
IQNet

Page 11 12

3DKey - Defender®

This is the Defender® created exclusively for 3DKey locks.

MADE IN ITALY



95.447..

The Defender® protector was created exclusively for 3DKey locks.

This protector meets the Mottura standard with steel Defender® diameter 50 mm with aluminium/brass cover that allows 7 different finishes for the best possible combination with existing handles and knobs. The special keyway for special 3DKeys allows the use of keys with a minimum stem length of 30 mm.

Available with M5 fixing screws - centre distance 15 mm. Viti M4x20 include per fissaggio spessori.

FINISH



OT
Brass



CR
Chrome Plated



PV
PVD Gold



CS
Satin Chrome



AA
Anodised Silver



B
Anodised Bronze



N
Black



94.925..		
Finish		
Brass		
Black		
Chrome Plated		
Satin Chrome		
Anodised Silver		
Anodised Bronze		
PVD Gold		
Defender® Ø 50 reinforcement for 3DKey locks. Thickness 25 mm. Complete with 2 M4x20 screws fixing spacer.		

94.1121		
Finish		
Zinc-plated		
Spacer thickness 2.5 mm for Defender® 94.924 diam. 50 mm Pack of 25 pieces		

SERIE 32 - Defender®

This is the exclusive Defender® for vertical locks Mottura Series 32. Reduced diameter of 42 mm. Single version with thickness 40 mm

MADE IN ITALY



The Defender® protector created for the Series 32 (vertical locks) includes a steel Defender® with a reduced diameter of 42 mm and a cover with 2 different finishes.

A rotating chromed washer protects the keyway with a slot available in two sizes, 3.5 or 5 mm.

Available with M4 fixing screws - centre distance 25 mm.

M4 x 20 screws included.

FINISH



PV
PVD Gold

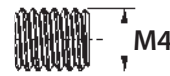


CS
Satin Chrome

SPECIFICATIONS



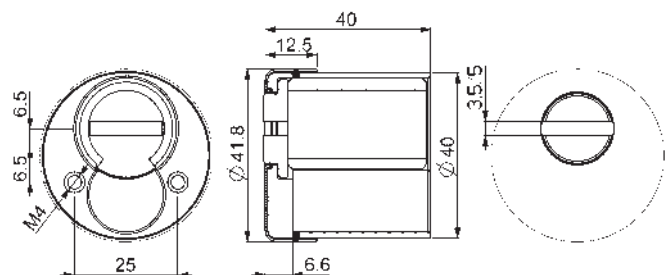
A rotating chromed washer protects the keyway with a slot available in two sizes, 3.5 or 5 mm.



Available with M4 fixing screws

94.11818..	
Finish	
Satin Chrome	
PVD Gold	
Reinforcement Defender® Ø 42 for 32.590/690 Height 40 mm. Chrome washer with backset slot 3.5 or 5 mm (specify in order).	

94.11200	
Finish	
Zinc-plated	
Spacer thickness mm. 2.5 for Defender® Ø 42 mm - art. 94.11818 holes centre distance mm 25 Package of 25	



SERIE 32, 37, 47 - Defender®

This is the ideal Defender® for locks for sliding and swing doors and windows.

MADE IN ITALY



The Defender® protector to be used on Series 32, 37, 47 locks.

It works with two types of Defender®, one in Zamak and one in (HRC 53) high resistance steel.

A rotating chromed washer protects the keyway with a slot available in two sizes, 3.5 or 5 mm.

Available with M6 fixing screws.



ZAMAK - 94.920

STEEL - 94.922

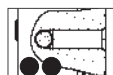
SPECIFICATIONS



A rotating chromed washer protects the keyway with a slot available in two sizes, 3.5 or 5 mm..



Available with M6 fixing screws



All the versions feature two steel balls to protect the fixing screws

94.920

Finish

Black

Zamak reinforcement Defender®
mm 32 x 75 x 18.5
for series 32-37-47
backset protection: 6 mm
Backset slot of 3.5 or 5 mm
(specify in order)



94.922

Finish

Black

Steel reinforcement Defender®
mm 32 x 75 x 18.5
for series 32-37-47
backset protection: 6 mm
Backset slot of 3.5 or 5 mm
(specify in order)



94.921

Finish

Black

Zamak reinforcement Defender®
mm 32 x 75 x 18.5
for art. 47.902
backset protection: 6 mm
Backset slot of 3.5 or 5 mm
(specify in order)



94.11101..

Code

Finish

Th. [mm]

94.11101 Black **2,5**

94.11101/1 Black **1**

Spacer for Defender® 94.920

Package of 25



<h2>94.KIT902/1</h2> <p>Finish Black</p> <p>Half cylinder protection kit, specific for locks art. 47.902 comprising: <ul style="list-style-type: none"> • N° 1 Defender® art. 94.921 • N° 1 Defender® mount art. 99.260 </p>		<h2>94.1122</h2> <p>Finish Black</p> <p>Spacer thickness mm 4 - Defender® DF03 - DF07 Dimensions : 90 x 72 mm Package of 10</p>	
<h2>94.KIT902/2</h2> <p>Finish Black</p> <p>Protection kit for tubulars 30x40 with double cylinder, specific for locks art. 47.902, comprising: <ul style="list-style-type: none"> • N° 1 Defender® art. 94.920 • N° 1 Defender® mount art. 99.263 • N° 1 internal escutcheon art 95.421 • N° 1 pair of wrench-resistant screws art. 99.261 </p>		<h2>94.601..</h2> <p>Defender® internal fixing rose for cylinder with knob Length 25/31/38/41 mm (specify in the order) Match escutcheon art. 95.403 Package of 10</p>	
<h2>94.KIT902/3</h2> <p>Finish Black</p> <p>Protection kit for tubulars 40x40 with double cylinder, specific for locks art. 47.902, comprising: <ul style="list-style-type: none"> • N° 1 Defender® art. 94.920 • N° 1 Defender® mount art. 99.263/40 • N° 1 internal escutcheon art 95.421 • N° 1 pair of wrench-resistant screws art. 99.261/40 </p>		<h2>94.602..</h2> <p>Defender® internal fixing rose for double cylinder Length 25/31/38/41 mm (specify in the order) Match escutcheon art. 95.404 Package of 10</p>	
<h2>94.11108</h2> <p>Finish Zinc-plated</p> <p>Spacer thickness mm 2.5 - for M6/M8 for Defender® Ø 50 holes centre distance mm 38 Package of 25</p>		<h2>94.603</h2> <p>Finish Zinc-plated</p> <p>Defender® internal fixing rose for cylinder with knob - thickness 4 mm. N.B. fitting on cylinders with inside length that does not exceed the door edge. Match escutcheon art. 95.403 Package of 10</p>	
<h2>94.11108/1</h2> <p>Finish Zinc-plated</p> <p>Spacer thickness mm 1 - for M6/M8 for Defender® Ø 50 holes centre distance mm 38 Package of 25</p>		<h2>94.612</h2> <p>Finish Zinc-plated</p> <p>Defender® internal fixing rose for double cylinder - thickness 4 mm. Match escutcheon art. 95.404 Package of 10</p>	
<h2>94.1116</h2> <p>Finish Black</p> <p>Spacer thickness mm 4 - Defender® DF05. Dimensions : 90 x 65 mm Package of 10</p>		<h2>94.613</h2> <p>Finish Zinc-plated</p> <p>Internal fixing plate center distance 26 mm Dim. 56 x 35 x4 mm Package of 10</p>	

99.066D/S	
Finish	
Zinc-plated	

Plate (holes Ø6) + cylinder fastening screw for cylinder locks with Mottura fitting fixing
The item is supplied left or right-hand (specify in the order)
Package of 10

99.066D/SM8	
Finish	
Zinc-plated	

Plate (holes Ø8) + cylinder fastening screw for cylinder locks with Mottura fitting fixing
The item is supplied left or right-hand (specify in the order)
Package of 10

99.067D/SM8	
Finish	
Zinc-plated	

Plate (holes Ø8) + cylinder fastening screw for cylinder locks thickness 25 mm with Mottura fitting fixing
The item is supplied left or right-hand (specify in the order)
Package of 10

99.070N	
Finish	
Zinc-plated	

Cylinder fastening screws for locks with "special" Mottura fitting fixing
Package of 10

99.256	
Finish	
Zinc-plated	

Spacer thickness 2.5 mm for TOP SYSTEM Ø 60 Defender®.
Package of 25

99.293/L		
Length [mm]		
40		80
50		90
60		100
70		

M6 screws for cylinder
Package of 50

99.313/L		
Length [mm]		
40		80
50		90
60		100
70		

M8 screws for cylinder
Package of 50

99.314	
Finish	
Zinc-plated	

Cylinder external fixing plate
Diameter Ø 50 - thickness 2.5 mm.
Specific for locks art. 85555.
Package of 25

95.447..		
Finish		
Anod.Silver		Satin Chrome
Anod.Bronze		Black
Brass		PVD Gold
Chrome		

External escutcheon 65 x 90 mm with plastic support with hole for Defender® Ø 50 mm.
Package of 10

95.500..		
Finish		
Brass		Anod.Silver
Black		Anod.Bronze
Chrome Plated		PVD Gold
Satin Chrome		

Defender® Cover for TOP SYSTEM - BASIC - T.ZETA - B.ZETA - DF
Package of 10

95.448..	
Finish	
PVD Gold	

Under-defender escutcheon with Ø55.5 hole
Dim. 140 x 70 x 1.5 mm
Package of 10


95.449..	
Finish	
PVD Gold	

Under-defender escutcheon with Ø55.5 hole off-center
Dim. 180 x 70 x 1.5 mm
Package of 10

95.450..	
Finish	
PVD Gold	

Under-defender escutcheon with central hole Ø55.5
Dim. 180 x 70 x 1.5 mm
Package of 10

DEFENDER® FIXING TOOLS




98AC10

Drilling kit including:
 1 hole saw Ø 54 with quick coupling
 3 blades for drilling plastic or wood
 1 high resistance Ø 54 hole saw with quick coupling multiple blade for drilling steel
 1 hexagonal shank with cylindrical shaft diameter 5 mm
 1 "template" cylinder with guide hole diameter 5.1 mm



98AC09_5/6

Special brass cylinder
 to be used as drilling template
 Length 50 mm
 Guide hole diameter 5.1 or 6.1
 Specify when ordering.



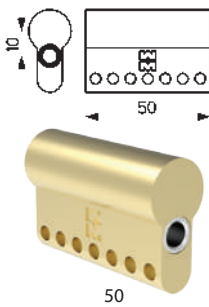
98AC11

1 hexagonal shank with cylindrical shaft diameter 5 mm.



98AC26_5/6


Special brass cylinder
 to be used as drilling template MAGNETIC Defender
 Length 50 mm
 Guide hole diameter 5.1 or 6.1
 Specify when ordering.





ARMOURED DOOR LOCKS

STANDARD EQUIPMENTS AND AVAILABLE OPTIONS




safeguarding your security

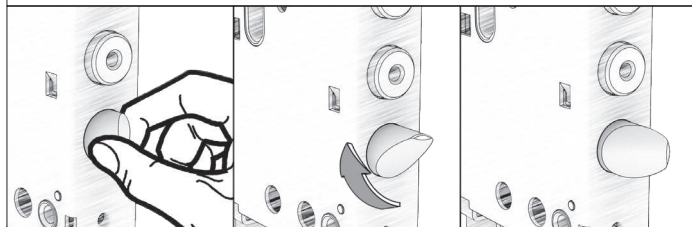
REVERSIBLE LATCH BOLTS

The 52/54/64/85/87 series of security locks are equipped with a reversible latch bolt. The codes remain in RH and LH version because reversibility serves only to convert the locks from pull to push and not from RH to LH on various types of locks (Nucleus, with reinforced keyhole, Mottura cylinder attachment, anti break-in device). The locks sold up to now as reversible will be coded RH. The codes for locks with reversible latch bolt will not longer exist because it will be possible to rotate the latch bolt on the normal lock.


SERIE 52-54-64-85-87 SERIES




82 SERIES- BNOVA



SERIE 52J - 54J - 85 SERIES



3DKEY SERIES



ON REQUEST

Security locks with block lever on deadbolts

The 52, 52N, 52J, 54, 54N, 54J, 85 series of security locks can be supplied with a block lever on the bolts: a patented lever, shaped to provide maximum resistance against attempted break-in or picking by forced extraction of the bolts. Mottura security locks with reinforced bolts resist a force exceeding 600 Nw.

In the order, add B to the article code for the lock.



ON REQUEST

Lock with forced cylinder extraction protection system

36, 38, 47, 85 series can be supplied with the trap system (extraction protection device), which is tripped if the cylinder is extracted with the door closed.

Add T to article code of lock in the order.



ON REQUEST

(B+T) Block lever on deadbolts (B) + Cylinder extraction protection (T)

Add Q to article code of lock in the order.



ON REQUEST

Security locks with block lever on deadbolts and certification

Security locks in B version can be supplied with product **CERTIFICATION**, according to the European standard UNI EN 12209.

UNI EN 12209 standard defines the characteristics required for various categories of security locks. In the order, please add U to the article code of the lock.

Certification is valid only if the lock is protected by a manganese plate of the same dimensions of the lock or larger (see section 94 Manganese plates).



GEAR LOCKS

The 54J locks series (upper latchbolt) are provided with upper lock with gear operation that softens the upper movement of the bolt and also activates the latchbolt to the bottom of the entry key lock.



ON REQUEST

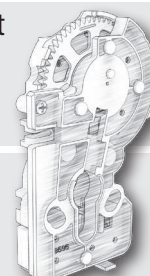
Turn-marker for gear locks

The gear locks can be supplied with a marker that highlights the exact positioning of the lock mechanisms.

Add E to article code of lock in the order.



SERIES 82 locks feature an innovative gear nucleo. The internal gear wheel system makes it possible to considerably reduce the effort in the opening/closing phase, giving the lock complete fluidity of operation.



S ON REQUEST
Coded key for **service use**
(opens latchbolt only)

SERVICE KEY
The locks can be supplied with
1 coded key for **service use** (opens latchbolt ONLY).



Y ON REQUEST
Double-bitted key "Y type"
operates latchbolt and 2 turns.

"Y TYPE" KEY
Some 4-turns articles can be supplied with
1 service key "Y type" operating latchbolt and two turns
and 3/5 master keys operating 4 turns and latchbolt.



MY KEY ON REQUEST
DOUBLE-BITTED PROTECTED
DUPLICATION KEY

All locks **REPLAY 52J, 54J** series can be supplied in "MyKey®" version with
protected duplication. Add "M" to the article code.

MyKey® is a MOTTURA patent **MY KEY**
Note: do not duplicate the release property card




ON REQUEST LOCKS CAN BE SUPPLIED WITH SEVERAL SECURITY DEVICES

MANGANESE REINFORCEMENT PLATES



WELDING PLATES



KEYHOLE REINFORCEMENT

Many double-bitted locks can
be supplied with keyhole rein-
forcement
in special materials.



KEY GUIDE BUSHING



CONSTRUCTION KEY


The construction key (blue)
is automatically disabled by
inserting the main key.



**SNODATE TELESCOPIC/
FOLDING KEYS**



**CYLINDER
FIXING**



**WE RECOMMEND USING
CHAMPIONS®
SECURITY CYLINDERS**



DEFENDER®



SWITCHLOCKS



Contact the company for articles to which it applies.

1 Lock	2 Lock - Bars 2 bar collars Floor striker plate	3 Lock - Bars Switchlock Bar collar	4 Lock 2 switchlocks Bars	5 Lock - 2 switchlocks Bars Floor striker plate
6 Lock - Bars Switchlock 4 bar collars 2 Floor striker plates	7 Lock 2 switchlocks - Bars 2 Floor striker plates 2 bar collars	8 Lock - 4 switchlocks 2 bars - Switchlock 2 Floor striker plates	9 2 locks - Bars Floor striker plate	NOTE: figures are purpose of example only

EXAMPLE OF FIXING WITH SIDE ATTACHMENTS

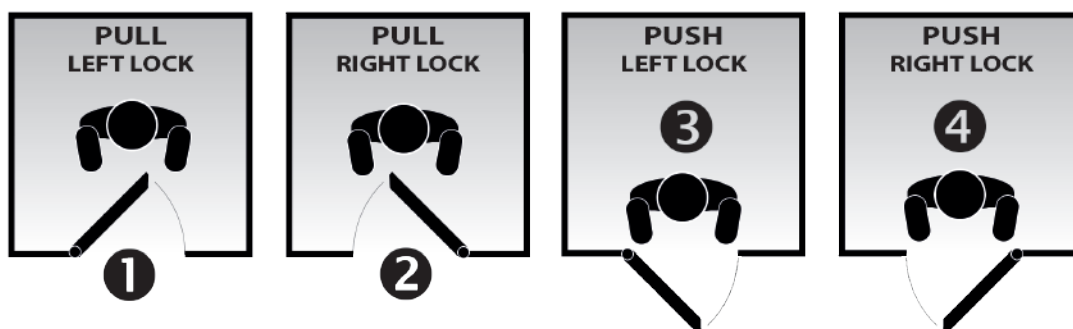
Art. 9839056

Most of Mottura armoured door locks can be fixed with side attachments. This lets you use the space that is normally occupied by the fixing plate to apply backing plates that protect the lock.

Please contact the company for information.

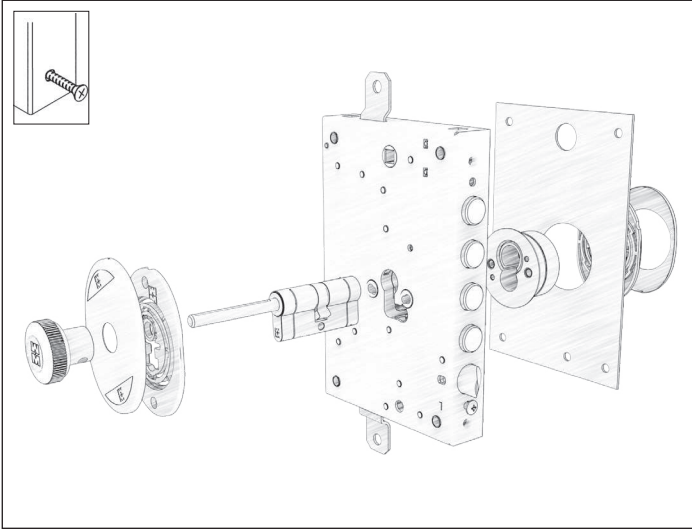
DOOR OPENING SIDE

To facilitate ordering, 4 door opening possibilities are illustrated.

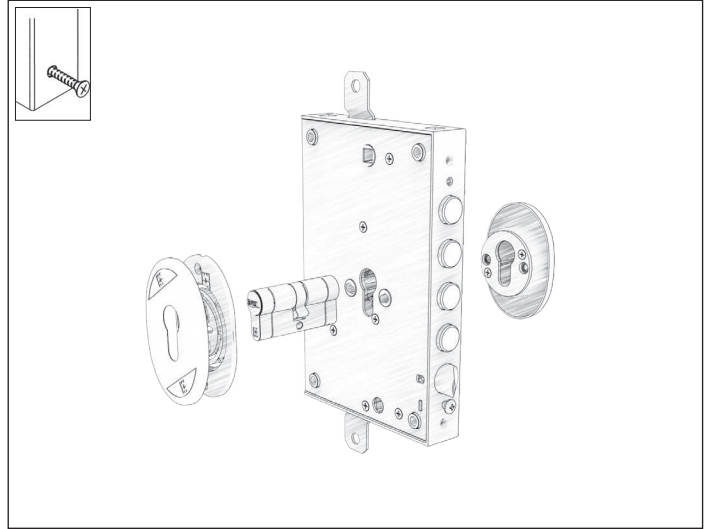


EXAMPLES OF ASSEMBLY - CYLINDER FIXING

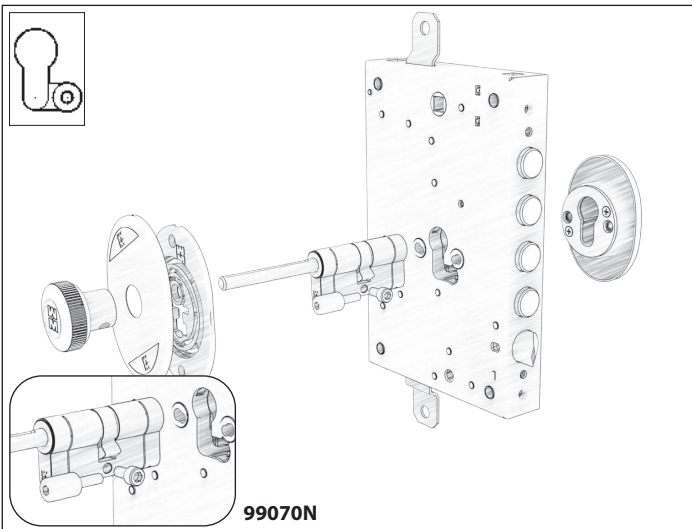
HEAD SCREW



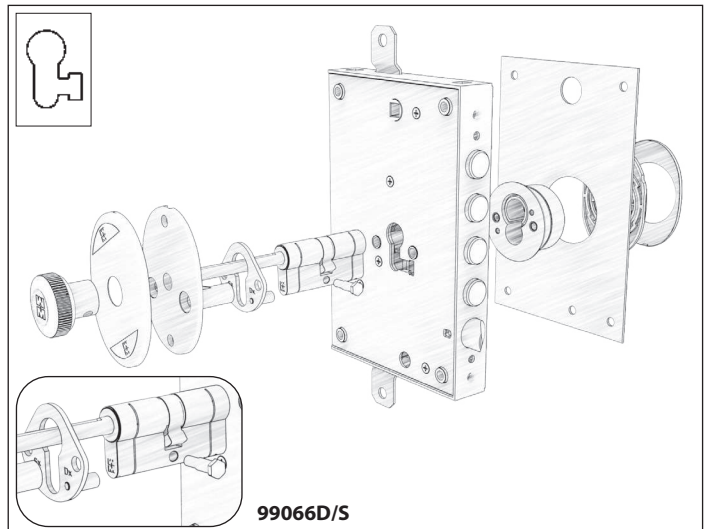
HEAD SCREW



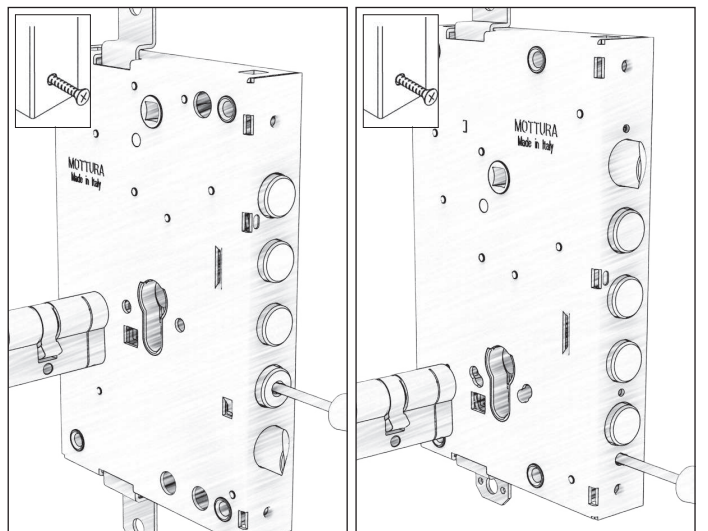
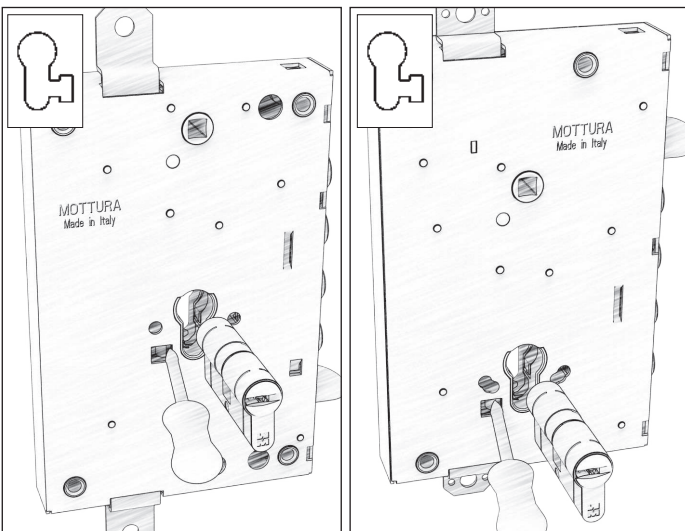
SPECIAL - "MOTTURA" FITTING




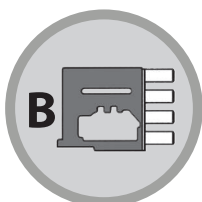
85 SERIES - "MOTTURA" FITTING



UNIFIED CYLINDER ATTACHMENT



CERTIFIED LOCKS



CLASSIFICATION OF CERTIFIED LOCKS (by UNI EN 12209)

Category of use	Durability and load on latchbolt	Door mass and closing force	Suitability for use on fire/smoke doors	Safety (UNI EN179-1125)	Corrosion resistance and temperature	Security and drill resistance	Requirements key identification
①	②	③	④	⑤	⑥	⑦	⑧
CYLINDER RIM/ MORTISE LOCK WITH BOLTS PROTECTION							
3	X	5	B	0	G	7	0
DOUBLE-BIT RIM/ MORTISE LOCK WITH BOLTS PROTECTION							
3	S	5	B	0	G	7	E
3DKEY LOCK							
3	X	5	B	0	G	7	0
CYLINDER RIM/ MORTISE LOCK 82 SERIE							
3	X	5	A	0	G	7*	0

LEGEND

1) highest grade achievable - 2) highest grade achievable on this type of locks - 3) door mass 200 kgs. - 4) (A) suitable for use on smoke-doors (B) suitable for use on smoke/fire-doors - 5) no requirements (UNI EN 179-1125) - 6) highest resistance to corrosion - 7) highest resistance achievable - 8) no requirements (0) minimum six detaining elements (E).

NOTE
the certification is valid only if the lock is installed with a manganese plate 2 mm thickness on the whole surface (for manganese plates refer to series 94)

* Anti-drill plate art. 94054-94320


MADE
IN
ITALY

3DKEY LOCKS

3Dkey[®]

3D

3Dkey




safeguarding your security

THE LOCK

A HIGH SECURITY GEAR LOCK FOR THE SMOOTHEST OPERATION


Security

To keep you safe, there is a misalignment device on the nucleo even if one key is inserted from inside. This device does not let the key be in coded position, when in standby




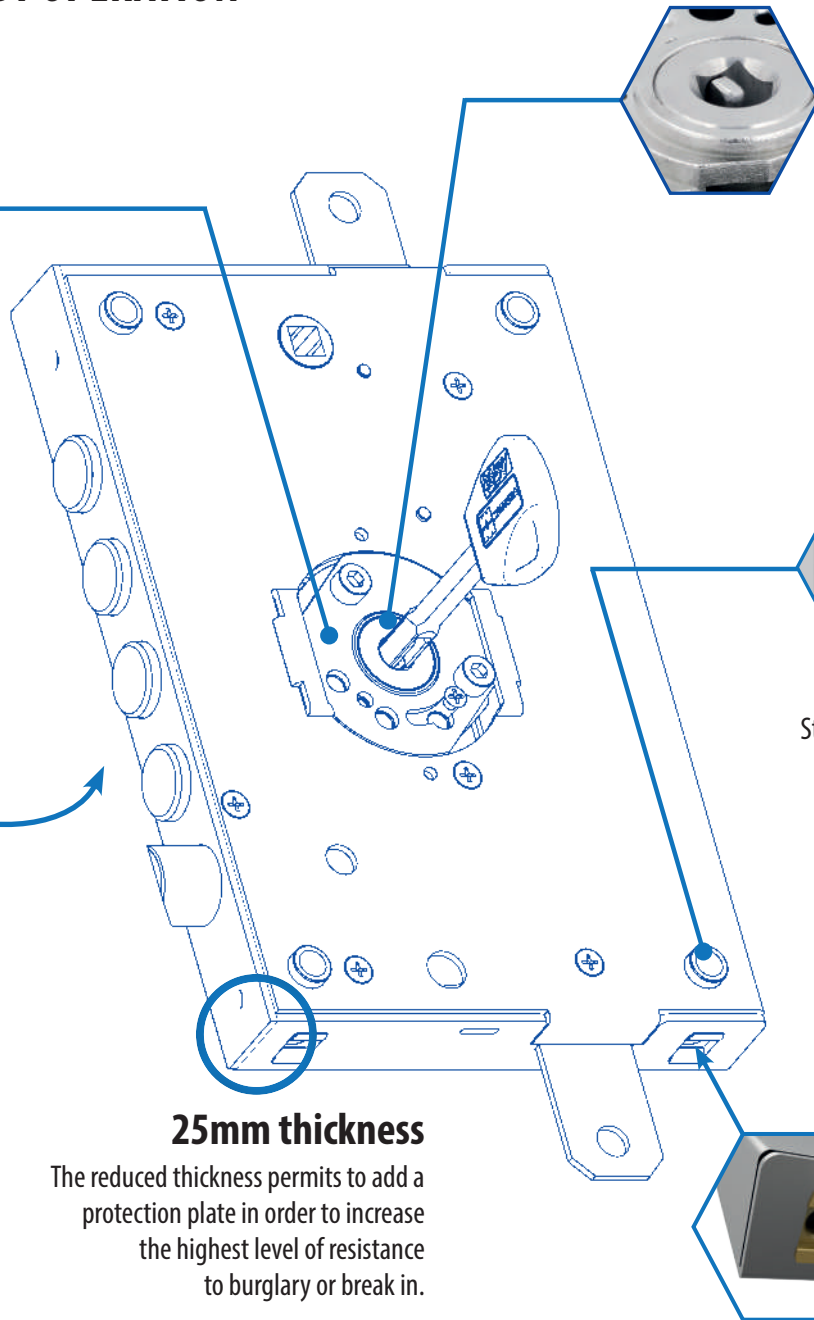
The internal plate

In order to protect the nucleo (internal side) there is a plate that fixes the nucleo and permits its replacement.




The external plate

In order to protect the nucleo (from the external side), a manganese plate can be added. Total **PROTECTION** of the nucleo.



Frontal fixing

Standard lock fixing bushing
In order to be perfectly **INTERCHANGEABLE** with other Mottura locks (84/85 series)




Lateral fixing

Fixing by caged nuts on request


25mm thickness

The reduced thickness permits to add a protection plate in order to increase the highest level of resistance to burglary or break in.

Double "Multifuncional" locks, **DEPENDENT** or **INDEPENDENT**



DEPENDENT LOCKS
with upper lock blocking - **SCREW INSERTED**



INDEPENDENT LOCKS
SCREW NOT INSERTED

A screw is inserted in each double "multifuncional" lock and it gives the final user the opportunity to turn the two closings (upper/lower) of the lock into **DEPENDENT** or **INDEPENDENT**, just by leaving them as they are (dependent) or by releasing such screw (independent) on the side of the lock. They are configured as **DEPENDENT**, meaning that the upper lock is blocked by closing the lower lock.

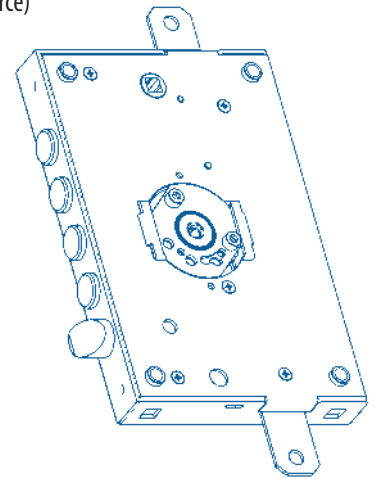
THE CERTIFICATION

LOCK AND THE NUCLEO ARE CERTIFIED ACCORDING TO THE REFERENCE STANDARDS UNI EN 12209 AND UNI EN 1303



1	2	3	4	5	6	7	8
3	X	5	B	0	G	7	0

- 1 CATEGORY OF USE**
highest grade achievable (for use by the public, public buildings)
- 2 DURABILITY**
highest grade achievable (200.000 cycle with 120N force)
Tested for 600.000 cycles
- 3 DOOR MASS**
Door mass 200 kg
- 4 SUITABILITY FOR USE ON FIRE/SMOKE DOORS**
suitable for use on fire/smoke doors
- 5 SAFETY (EN179-EN1125)**
no requirements (safety)
- 6 CORROSION RESISTANCE**
highest resistance to corrosion (240h)
at the permanence in temperature (-20 ÷ +80 °C)
- 7 SECURITY AND DRILL RESISTANCE**
highest resistance (equipped with plate in manganese steel). Required 10kN force.
Obtained 25 kN.
- 8 KEY IDENTIFICATION**
no requirements



Certificazione di Prodotto Product Certification

Certificato N. / Certificate No. **ICIM-SRM-000131-01**

ALL'AZIENDA / TO THE FIRM
MOTTURA SERRATURE DI SICUREZZA S.p.A.
Strada Antica di Francia, 34
10057 SANT'AMBROGIO DI TORINO (TO)

UNITA OPERATIVE / OPERATIVES UNITS
Strada Antica di Francia, 34
10057 SANT'AMBROGIO DI TORINO (TO)

PER I SEGUENTI PRODOTTI / FOR THE FOLLOWING PRODUCTS
**SERRATURE AD AZIONAMENTO MECCANICO
MECHANICALLY OPERATED LOCKS**

CON DENOMINAZIONE COMMERCIALE / WITH TRADE NAME/S
Serie / Series
3DKEY

Modelli / Models
3Dxxx, 893Dxxx

Compresi di nucleo intercambiabile / With interchangeable core:
3D1xxx

CONFORMEMENTE ALLA NORMA ED AL DOCUMENTO NORMATIVO ICIM
IN COMPLIANCE WITH THE STANDARD AND WITH ICIM NORMATIVE DOCUMENT

EN 12209:16 – ICIM 0059CS

CON CLASSIFICAZIONE / WITH CLASSIFICATION
3 X 5 B 0 G 7 0

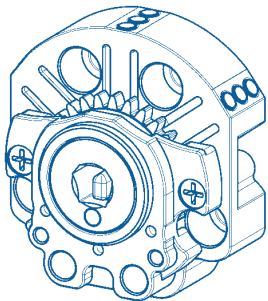
REQUISITI ULTERIORI ICIM / ADDITIONAL REQUIREMENTS
DURABILITY: 600.000 cycles (120.000 on key)
KEY IDENTIFICATION: 25 kN
FORCE ON LATCH: 1 (Three of deformation under 10N)

Vincenzo Deacquis
Rappresentante Direzionale / Management Representative
ICIM S.p.A.



1	2	3	4	5	6	7	8	9	10
1	6	0	A	0	C	6	D	◇	X

- 1 CATEGORY OF USE**
A single class characterized by the N.1
- 2 DURABILITY**
Maximum resistance obtainable in duration testing (100,000 cycles)
Tested for 500.000 cycles
- 3 DOOR MASS**
No requirement requested
- 4 SUITABILITY FOR USE ON FIRE/SMOKE DOORS**
Suitable for use on smoke/fire proof doors
- 5 SAFETY**
No requirement requested, referring to the safety of persons (safety)
- 6 CORROSION RESISTANCE**
Maximum classification, high resistance to corrosion (240h) and temperature from (-20 ÷ +80 °C)
- 7 KEY SECURITY**
Maximum security obtainable (100.000 combinations)
The nucleo reaches 40.587.264 combinations
- 8 SECURITY AND DRILL RESISTANCE**
5/10 minutes of resistance to drilling/mechanical forcing
Tested with Widia tips.
Resistance to "PICKING"
- 9**
Resistance to "BUMPING"
- 10**
Grade X for the constructive characteristics of the product



Certificazione di Prodotto Product Certification

Certificato N. / Certificate No. **ICIM-CLD-000050-01**

ALL'AZIENDA / TO THE FIRM
MOTTURA SERRATURE DI SICUREZZA S.p.A.
Strada Antica di Francia, 34
10057 SANT'AMBROGIO DI TORINO (TO)

UNITA OPERATIVE / OPERATIVES UNITS
Strada Antica di Francia, 34
10057 SANT'AMBROGIO DI TORINO (TO)

PER I SEGUENTI PRODOTTI / FOR THE FOLLOWING PRODUCTS
**CILINDRO PER SERRATURE
LOCKS CYLINDER**

CON DENOMINAZIONE COMMERCIALE / WITH TRADE NAME/S
Serie / Series
3DKEY

Modelli / Models
3D1xxx







CONFORMEMENTE ALLA NORMA ED AL DOCUMENTO NORMATIVO ICIM
IN COMPLIANCE WITH THE STANDARD AND WITH ICIM NORMATIVE DOCUMENT

EN 1303:2015 – ICIM 0039CS

CON CLASSIFICAZIONE / WITH CLASSIFICATION
1 6 0 A 0 C 6 D





REQUISITI ULTERIORI ICIM / ADDITIONAL REQUIREMENTS
DURABILITY: 500.000 cycles
CORROSION RESISTANCE: 240 h
KEY IDENTIFICATION SECURITY: 25 kN
DRILLING RESISTANCE: 5/10 minutes of resistance to drilling/mechanical forcing
ANTI-BUMPING: Grade X

Vincenzo Deacquis
Rappresentante Direzionale / Management Representative
ICIM S.p.A.




RIM LOCK			MORTISE TYPE		
	3D.571		3D.771		
	3 keys				
	1 FOLDING key + 2 keys				
	5 keys				
	1 FOLDING key + 4 keys				
<p>Three-point with latchbolt Ø 19 operated by key and handle square <input type="checkbox"/>8. Nucleo included. Reversible Latchbolt</p> <p>Accessories are NOT included.</p>					
	3D.573		3D.773		
	3 keys				
	1 FOLDING key + 2 keys				
	5 keys				
	1 FOLDING key + 4 keys				
<p>Three-point with latchbolt Ø 19 operated by key/knob and handle square <input type="checkbox"/>8. Nucleo with knob provision included. Reversible Latchbolt</p> <p>Knob and other accessories are NOT included.</p>					







AR SET - RESET - Enables and disables the service key on the nucleo.






n°1 key ACTIVATION KEY
+
n°1 key DEACTIVATION KEY
+
n°3/5 keys MASTER KEYS
+
n°1 key SERVICE KEYS







	3D.571..A.		3D.771..A.		
	3 MASTER keys (Art. ...A1)				
	5 MASTER keys (Art. ...A2)				
	<p>Three-point with latchbolt Ø 19 operated by key and handle square <input type="checkbox"/>8. SET / RESET Nucleo included. Reversible Latchbolt</p> <p>Key supplied: N.1 ACTIVATION KEY + N.1 DEACTIVATION KEY N.3/5 MASTER KEYS + N.1 SERVICE KEYS</p> <p>Accessories are NOT included</p>				
	3D.573..A.		3D.773..A.		
	3 MASTER keys (Art. ...A1)				
	5 MASTER keys (Art. ...A2)				
	<p>Three-point with latchbolt Ø 19 operated by key and handle square <input type="checkbox"/>8. SET / RESET Nucleo with knob provision included. Reversible Latchbolt</p> <p>Key supplied: N.1 ACTIVATION KEY + N.1 DEACTIVATION KEY N.3/5 MASTER KEYS + N.1 SERVICE KEYS</p> <p>Accessories are NOT included</p>				

MASTER KEY SYSTEM

- 
NUCLEO with construction key - The first key (A, with red insert) is used during construction works. When they are over, this key is replaced by another set of keys (B, with yellow insert) that excludes the previous key by modifying the key coding.
- 
Keyed alike KA - System composed of several locks/nucleo with the same code that can be opened with the same key.
- 
NUCLEO with VARIO system - The NUCLEO is equipped with 3 types of keys (A, B, C): each of them has a different coding and it is sealed separately. In case of loss or theft of the A-type key, it is enough to insert in the nucleo the B-type key, that will exclude automatically the first key. The same thing will happen for C-type key that will disable B-type key.





RIM LOCK			MORTISE TYPE	
	3D.587		3D.787	
	3 keys			
	1 FOLDING key + 2 keys			
	5 keys			
	1 FOLDING key + 4 keys			
<p>Three-point with 19mm Ø latchbolt activated by key and \sphericalangle8 handle square. Nucleo included - Reversible latchbolt Lower lock side activates latchbolt and upper lock blocking. Cylinders, reinforcements and other accessories are NOT included. Locks can be DEPENDENT (with upper lock block) or INDEPENDENT.</p>				
	3D.588		3D.788	
	3 keys			
	1 FOLDING key + 2 keys			
	5 keys			
	1 FOLDING key + 4 keys			
<p>Three-point - Independent half-opening and nightlatch 19mm Ø latchbolt activated by key and \sphericalangle8 handle square. Nucleo included - Reversible latchbolt Lower lock side activates latchbolt, nightlatch and upper lock blocking. Cylinders, reinforcements and other accessories are NOT included. Locks can be DEPENDENT (with upper lock block) or INDEPENDENT.</p>				
	3D.597		3D.797	
	3 keys			
	1 FOLDING key + 2 keys			
	5 keys			
	1 FOLDING key + 4 keys			
<p>Three-point with 19mm Ø latchbolt activated by external key, internal knob and \sphericalangle8 handle square. Nucleo with knob provision included - Reversible latchbolt Lower lock side activates latchbolt and upper lock blocking. Knob, cylinders, reinforcements and other accessories are NOT included. Locks can be DEPENDENT (with upper lock block) or INDEPENDENT.</p>				
	3D.598		3D.798	
	3 keys			
	1 FOLDING key + 2 keys			
	5 keys			
	1 FOLDING key + 4 keys			
<p>Three-point - Independent half-opening and nightlatch Latchbolt Ø 19 operated by external key, internal knob and handle square \sphericalangle8. Nucleo with knob provision included - Reversible latchbolt Lower lock side activates latchbolt, nightlatch and upper lock blocking. Knob, cylinders, reinforcements and other accessories are NOT included. Locks can be DEPENDENT (with upper lock block) or INDEPENDENT.</p>				

MASTER KEY SYSTEM	 SET - RESET NUCLEO	<p>It is RECOMMENDED to use CHAMPIONS® security cylinders</p>  <p>CHAMPIONS <small>NEW GENERATION HIGH SECURITY CYLINDERS</small></p>
	 NUCLEO with construction key	
	 Keyed alike KA system	
	 NUCLEO with VARIO system	

RIM LOCK			MORTISE TYPE		
	3D.515		3D.535		
	3 keys				
	1 FOLDING key + 2 keys				
	5 keys				
	1 FOLDING key + 4 keys				
<p>Three-point with latchbolt Ø 19 operated by key and handle square <input type="checkbox"/>8. Nucleo included. Reversible Latchbolt</p> <p>Accessories are NOT included.</p>					
	3D.517		3D.537		
	3 keys				
	1 FOLDING key + 2 keys				
	5 keys				
	1 FOLDING key + 4 keys				
<p>Three-point with latchbolt Ø 19 operated by key/knob and handle square <input type="checkbox"/>8. Nucleo with knob provision included. Reversible Latchbolt</p> <p>Knob and other accessories are NOT included.</p>					

AR SET - RESET - Enables and disables the service key on the nucleo.

n°1 key ACTIVATION KEY
+
n°1 key DEACTIVATION KEY
+
n°3/5 key MASTER KEYS
+
n°1 key SERVICE KEYS

	3D.515..A.		3D.535..A.		
	3 MASTER keys (Art. ...A1)				
	5 MASTER keys (Art. ...A2)				
	<p>Three-point with latchbolt Ø 19 operated by key and handle square <input type="checkbox"/>8. SET / RESET Nucleo included. Reversible Latchbolt</p> <p>Key supplied: N.1 ACTIVATION KEY + N.1 DEACTIVATION KEY N.3/5 MASTER KEYS + N.1 SERVICE KEYS</p> <p>Accessories are NOT included</p>				
	3D.517..A.		3D.537..A.		
	3 MASTER keys (Art. ...A1)				
	5 MASTER keys (Art. ...A2)				
	<p>Three-point with latchbolt Ø 19 operated by key and handle square <input type="checkbox"/>8. SET / RESET Nucleo with knob provision included. Reversible Latchbolt</p> <p>Key supplied: N.1 ACTIVATION KEY + N.1 DEACTIVATION KEY N.3/5 MASTER KEYS + N.1 SERVICE KEYS</p> <p>Accessories are NOT included</p>				

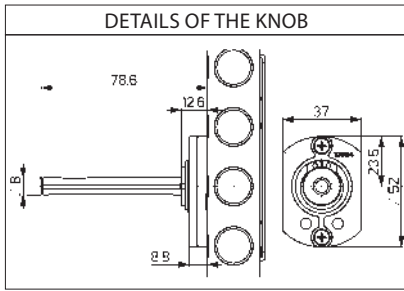
MASTER KEY SYSTEM

- CA** **NUCLEO with construction key** - The first key (A, with red insert) is used during construction works. When they are over, this key is replaced by another set of keys (B, with yellow insert) that excludes the previous key by modifying the key coding.
- KA** **Keyed alike KA** - System composed of several locks/nucleo with the same code that can be opened with the same key.
- VARIO** **NUCLEO with VARIO system** - The NUCLEO is equipped with 3 types of keys (A, B, C): each of them has a different coding and it is sealed separately. In case of loss or theft of the A-type key, it is enough to insert in the nucleo the B-type key, that will exclude automatically the first key. The same thing will happen for C-type key that will disable B-type key.

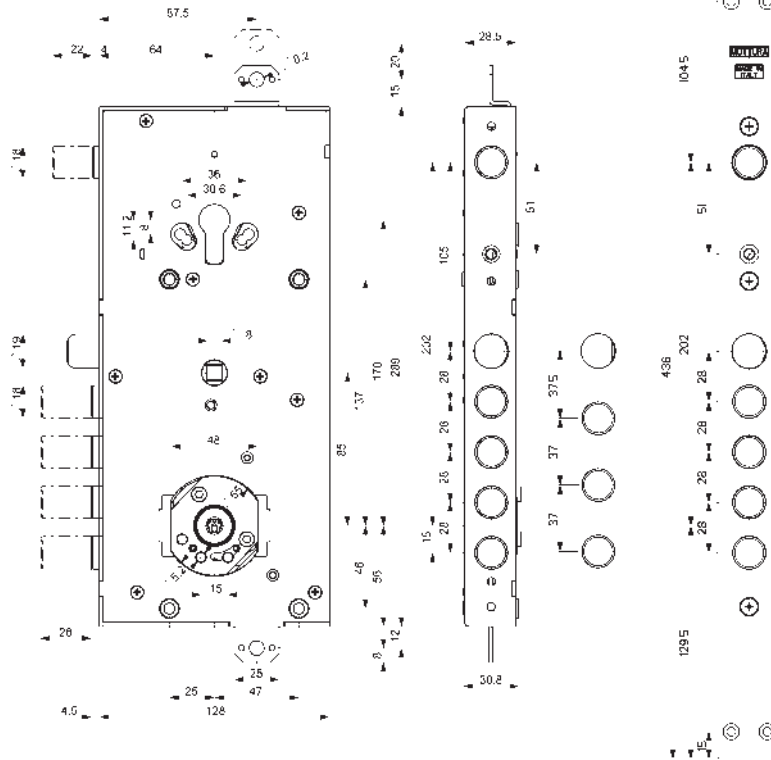
3D.915

MADE IN ITALY

3D.935



3D.925 / 3D.947



General characteristics

Multifunction lock with European cylinder

Variation in centre distance:/28 -/37

- Side (upper lock with European cylinder) and three-point (lower lock)
- Key and handle backset 64 mm
- Bar travel 20 mm
- Round bolts Ø 18 mm with 28 mm travel for lower lock
- Standard with rotation marker
- Round bolt Ø 18 mm with 22 mm travel for upper lock
- All articles are supplied left and right (please specify in the order).

On request the locks can be supplied with 3/5 keys


- 20 mm key stem art. 92350
- 30 mm key stem art. 92351
- 40 mm key stem art. 92352

Other options

- 60 mm folding key stem art. 92353

Accessories

- Plate for key socket art. 99108
- internal and external key socket art. 99110



Folding key art. 92353



SUPPLIED

Security locks with block lever on deadbolts



ON REQUEST











Security locks with block lever on deadbolts and certification






DEPENDENT / INDEPENDENT locks

DEPENDENT LOCKS with upper lock blocking - SCREW INSERTED

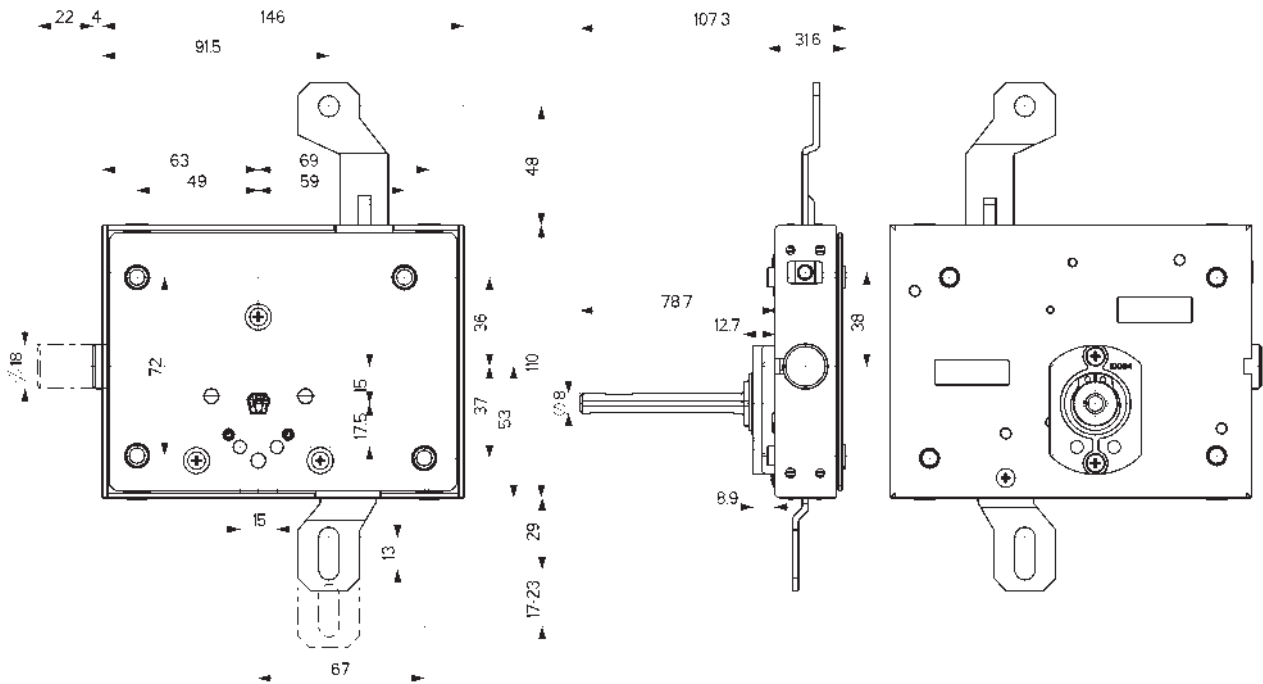
INDEPENDENT LOCKS SCREW NOT INSERTED



RIM LOCK			MORTISE TYPE
	3D.915		
	3D.935		
	3 keys		
	1 FOLDING key + 2 keys		
	5 keys		
1 FOLDING key + 4 keys			
<p>Three-point with 19mm Ø latchbolt activated by key and \sphericalangle8 handle square. Nucleo included - Reversible latchbolt Upper lock side activates latchbolt and lower lock blocking. Cylinders, reinforcements and other accessories are NOT included. Locks can be DEPENDENT (with lower lock block) or INDEPENDENT.</p>			
	3D.917		
	3D.937		
	3 keys		
	1 FOLDING key + 2 keys		
	5 keys		
1 FOLDING key + 4 keys			
<p>Three-point - Independent half-opening and nightlatch 19mm Ø latchbolt activated by key and \sphericalangle8 handle square. Nucleo included - Reversible latchbolt Upper lock side activates latchbolt, nightlatch and lower lock blocking. Cylinders, reinforcements and other accessories are NOT included. Locks can be DEPENDENT (with lower lock block) or INDEPENDENT.</p>			
	3D.925		
	3D.945		
	3 keys		
	1 FOLDING key + 2 keys		
	5 keys		
1 FOLDING key + 4 keys			
<p>Three-point with 19mm Ø latchbolt activated by external key, internal knob and \sphericalangle8 handle square. Nucleo with knob provision included - Reversible latchbolt Upper lock side activates latchbolt and lower lock blocking. Knob, cylinders, reinforcements and other accessories are NOT included. Locks can be DEPENDENT (with lower lock block) or INDEPENDENT.</p>			
	3D.927		
	3D.947		
	3 keys		
	1 FOLDING key + 2 keys		
	5 keys		
1 FOLDING key + 4 keys			
<p>Three-point - Independent half-opening and nightlatch Latchbolt Ø 19 operated by external key, internal knob and handle square \sphericalangle8. Nucleo with knob provision included - Reversible latchbolt Upper lock side activates latchbolt, nightlatch and lower lock blocking. Knob, cylinders, reinforcements and other accessories are NOT included. Locks can be DEPENDENT (with lower lock block) or INDEPENDENT.</p>			

MASTER KEY SYSTEM	 SET - RESET NUCLEO	<p>It is RECOMMENDED to use CHAMPIONS® security cylinders</p>  <p>CHAMPIONS <small>NEW GENERATION HIGH SECURITY CYLINDERS</small></p>
	 NUCLEO with construction key	
	 Keyed alike KA system	
	 NUCLEO with VARIO system	

3D.258



General characteristics

3DKEY ASTABLOCK

Additional security locking for any armoured doors lock, with bar travel between 17 and 23 mm

- Vertical locking (art. 3D.257)
- Vertical and side locking (art. 3D258)
- Backset mm 63
- Bar travel mm 17/23
- Double lock fixing system (front and side attachment)
- All items are supplied right-hand and left-hand, upper (specify in the order)
- Supplied with n°2 bar connection pin art. 99197

On request the locks can be supplied with 3/5 keys


- 20 mm key stem art. 92350
- 30 mm key stem art. 92351
- 40 mm key stem art. 92352

Other options

- 60 mm folding key stem art. 92353

Accessories

- Plate for key socket art. 99108
- internal and external key socket art. 99110



EXTERNAL PLATE





To protect the nucleo on the outside is present a manganese plate



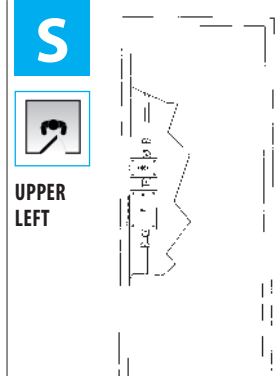
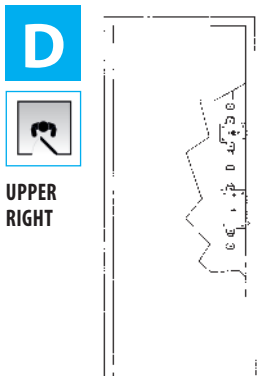
DOUBLE FIXING SYSTEM

On the lock they are present n° 4 front connections (bushings) and 5 lateral connections



RIM LOCK				
	3D.257A			
		3 keys		
		5 keys		
	Vertical locking Nucleo with knob provision included. Bars NOT included.			
	3D.258A			
		3 keys		
		5 keys		
	Vertical and side locking Side bolt 22 mm travel Nucleo with knob provision included. Bars NOT included.			


EXAMPLES OF INSTALLATION



ACCESSORIES SUPPLIED

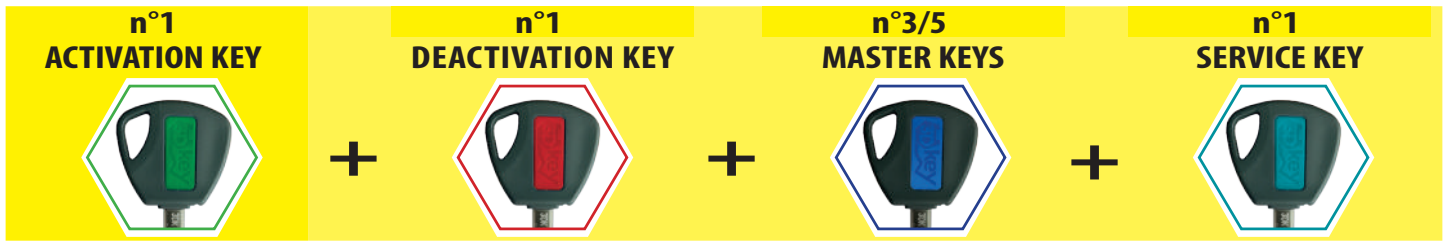
99.197

Bar connector pin for "Astablock"
Package of 10





SET - RESET - Enables and disables the service key on the nucleo.



<p>INITIAL PHASE</p> <p>The MASTER key with BLUE inserts is ALWAYS ABLE to open the nucleo. The SERVICE key with 3D TURQUOSE insert is ABLE to open the nucleo.</p>	<p>Insert the key with the RED INSERT and make a complete turn</p> <p>DISABLING</p> <p>The MASTER key with BLUE inserts is ABLE to open the nucleo. The SERVICE key with TURQUOSE insert is DISABLED and does not open the nucleo.</p>	<p>Insert the key with the GREEN INSERT and make a complete turn</p> <p>ENABLING AGAIN</p> <p>The MASTER key with BLUE inserts is ALWAYS ABLE to open the nucleo. The SERVICE key with TURQUOSE insert is now ABLE to open the nucleo AGAIN.</p>

PROTECTED AND CONTROLLED KEY DUPLICATION DIRECTLY IN THE FACTORY



Keyed alike KA - System composed of several locks/nucleo with the same code that can be opened with the same key.



PROTECTED AND CONTROLLED KEY DUPLICATION DIRECTLY IN THE FACTORY



NUCLEO with construction key - The first key (A, with red insert) is used during construction works. When they are over, this key is replaced by another set of keys (B, with yellow insert) that excludes the previous key by modifying the key coding.

"CA" 1+ 3/5 SYSTEM

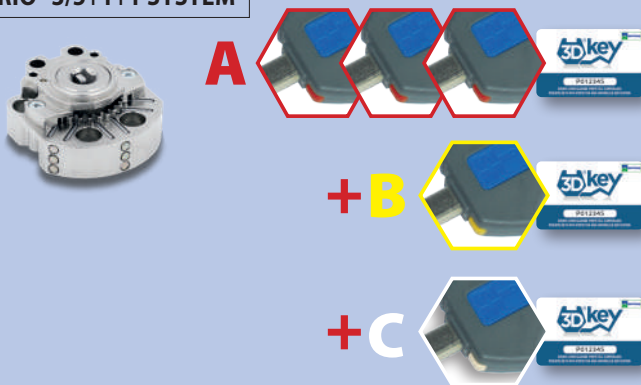


PROTECTED AND CONTROLLED
KEY DUPLICATION DIRECTLY IN THE
FACTORY

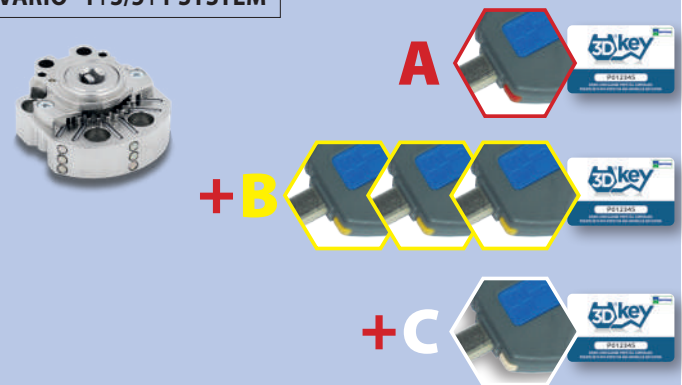


NUCLEO with VARIO system - The NUCLEO is equipped with 3 types of keys (A, B, C): each of them has a different coding and it is sealed separately. In case of loss or theft of the A-type key, it is enough to insert in the nucleo the B-type key, that will exclude automatically the first key. The same thing will happen for C-type key that will disable B-type key.

"VARIO" 3/5+1+1 SYSTEM



"VARIO" 1+3/5+1 SYSTEM



3/5 MASTER keys with red insert (A)

To be used normally

1 first emergency key with yellow insert (B)

To be used in case of loss or theft of a master key: when this key is inserted in the nucleo, it will automatically exclude the previous ones.

1 second emergency key with white insert (C)

In case of loss or theft of the yellow key, this key permits to recode the nucleo again, disabling any other previous key.

1 CONSTRUCTION key with red insert (A)

To be used during the construction works

3/5 MASTER keys with yellow insert (B)

Once the works are over, these keys recode the nucleo, excluding automatically the red key.

1 emergency key with white insert (C)

In case of loss or theft of a master key, this key permits to recode the nucleo once again, excluding any other previous key.

PROTECTED AND CONTROLLED
KEY DUPLICATION DIRECTLY IN THE
FACTORY



92.350	92.351	92.352	92.353

NUCLEO REPLACEMENT

<h3>3D.100</h3>		<h3>3D.100AR</h3>	
<p>Replacement NUCLEO for 3DKey locks Complete with 3/5 keys.</p> <p>Specify in order the number of keys (3/5)</p>		<p>Replacement NUCLEO SET / RESET for 3DKey locks.</p> <p>Key supplied: N.1 ACTIVATION KEY N.1 DEACTIVATION KEY N.3 MASTER KEYS N.1 SERVICE KEYS</p>	
<h3>3D.103</h3>		<h3>3D.103AR</h3>	
<p>Replacement NUCLEO PREDISPOSITION KNOB for 3DKey locks. Complete with 3/5 keys.</p> <p>Specify in order the number of keys (3/5)</p>		<p>Replacement NUCLEO PREDISPOSITION KNOB SET / RESET for 3DKey locks.</p> <p>Key supplied: N.1 ACTIVATION KEY N.1 DEACTIVATION KEY N.3 MASTER KEYS N.1 SERVICE KEYS</p>	

ACCESSORIES

<h3>94.925..</h3>		<h3>94.924N</h3>									
<table border="1" style="width: 100%; border-collapse: collapse;"> <thead> <tr> <th colspan="2" style="text-align: center;">Finish</th> </tr> </thead> <tbody> <tr> <td style="text-align: center;">Brass</td> <td style="text-align: center;">Anodised Silver</td> </tr> <tr> <td style="text-align: center;">Black</td> <td style="text-align: center;">Anodised Bronze</td> </tr> <tr> <td style="text-align: center;">Chrome Plated</td> <td style="text-align: center;">PVD Gold</td> </tr> <tr> <td style="text-align: center;">Chrome Plated Satinato</td> <td></td> </tr> </tbody> </table> <p>Defender® Ø 50 reinforcement for 3DKey locks. Thickness 25 mm. Centre distance of fixing holes 15 mm. Including 2 M4x20 screws. N.B. Use keys with at least a 30 mm shank</p>		Finish		Brass	Anodised Silver	Black	Anodised Bronze	Chrome Plated	PVD Gold	Chrome Plated Satinato	
Finish											
Brass	Anodised Silver										
Black	Anodised Bronze										
Chrome Plated	PVD Gold										
Chrome Plated Satinato											
<h3>94.1121</h3>		<h3>94.1121</h3>									
<p>Finish</p> <p style="text-align: center;">Zinc-Plated</p> <p>Spacer thickness 2.5 mm for Defender® 3DKey locks diam. 50 mm Pack of 25 pieces</p>		<p>Finish</p> <p style="text-align: center;">Zinc-Plated</p>									

94.240F	94.254	94.275	94.342	94.343	94.345	94.420	94.421	94.422	94.423	99.264-TEMPLATE

FOR ACCESSORIES AND SPARE PARTS SERIES 3D REFER TO

	BARS	93	94	FACE PLATES STRIKER PLATES	
		95	95	ESCUTCHEONS	
	SWITCHLOCKS	96	99	VARIOUS ACCESSORIES	

MADE
IN
ITALY

POWERED ELECTRONIC LOCKS



BT



MOTTURA  TECHNOLOGY



safeguarding your security

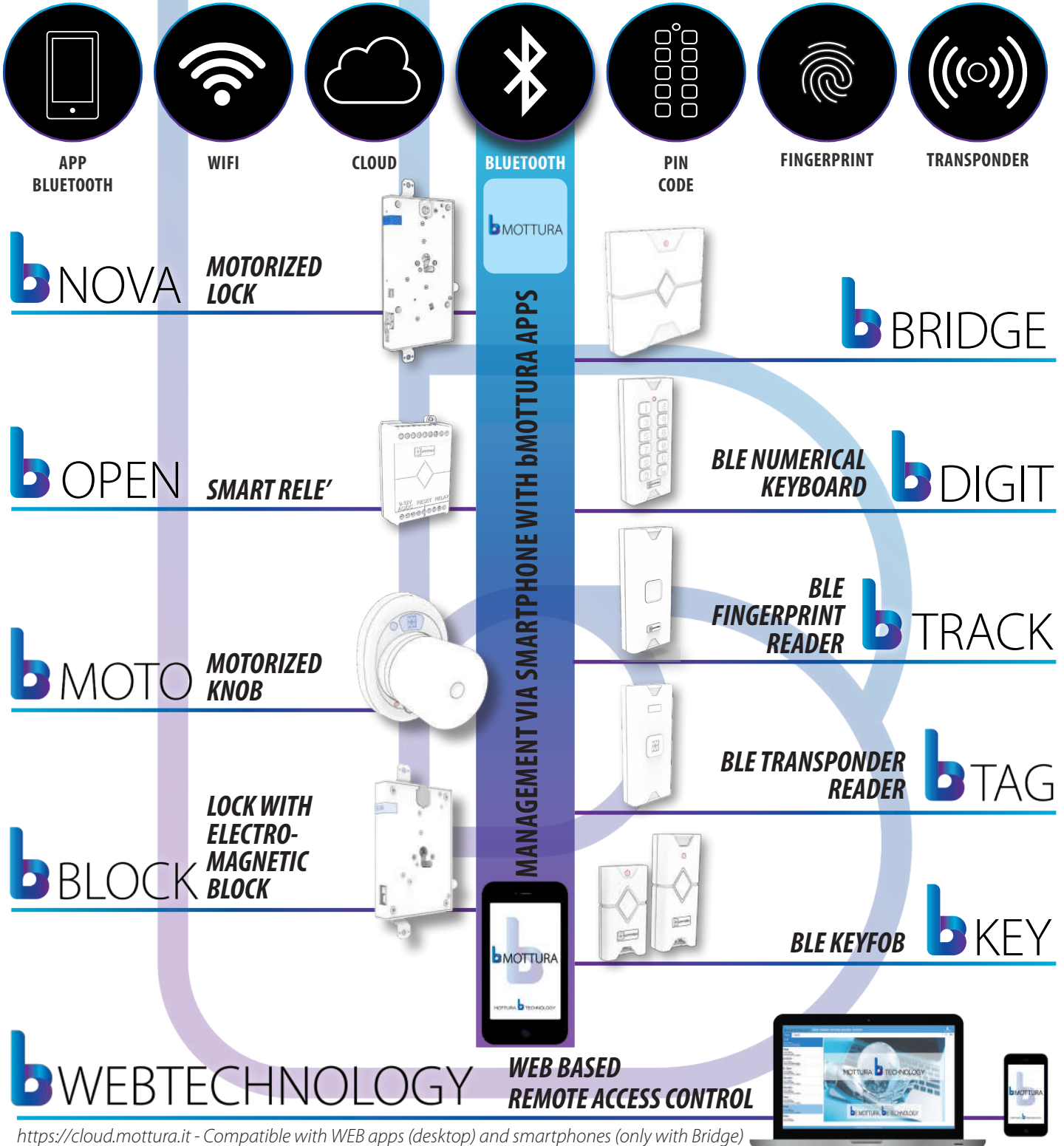
POWERED
ELECTRIC LOCKS

The new **MOTTURA bTECHNOLOGY** range represents Mottura's continuous innovation in the field of motorized locks. It has been tried to identify already in the study of the logo what is the core of this new family of products branded Mottura, that is the wireless transmission.

The new electronic access controls are completely wiring-free, communicating with each other via BLE (Bluetooth low energy) connection.

SOLUTIONS FOR EVERY NEED

Discover the **MOTTURA bTECHNOLOGY** motorized and digital security solutions that best suits your needs and different uses. The best technologies for comfort and protection: Bluetooth, Cloud and App for smartphones and WEB (Desktop), numeric keyboards, fingerprint readers, transponder cards and Bluetooth remote controls. There is no limit to the possibilities of customization of command and security systems.

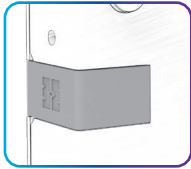


<https://cloud.mottura.it> - Compatible with WEB apps (desktop) and smartphones (only with Bridge)

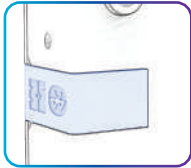
b NOVA

Basic version recognizable by the **GRAY** insert. The lock can be managed, for use only in proximity, by Mottura peripherals (with relay module) or by other peripherals with the aid of the remote control cable (supplied).

It does NOT include use via the App.

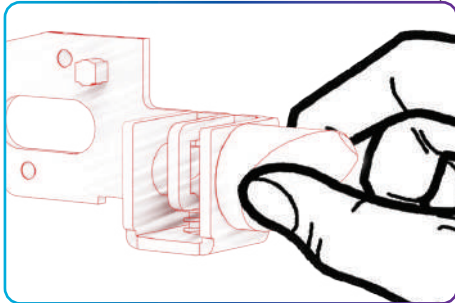


BT.L....
BT.M....

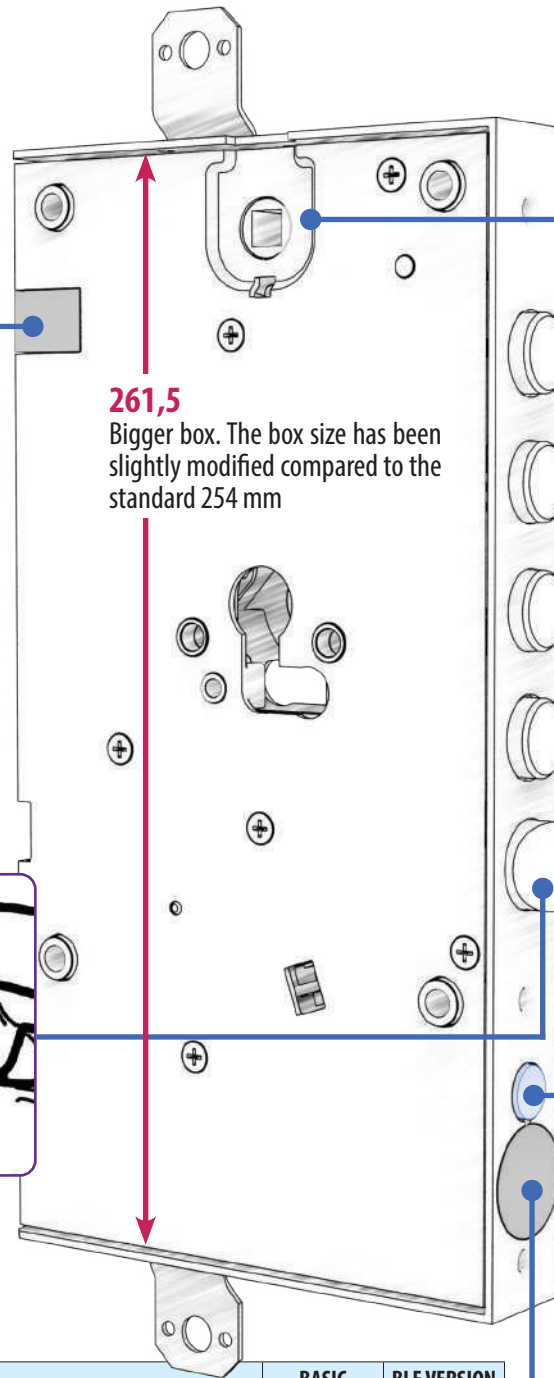


BT.B....
BT.G....

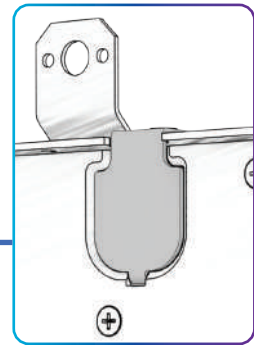
Integrated Bluetooth version, recognizable by the **BLUE** insert, allows data transmission without wiring, communicating with peripherals via BLE (Bluetooth low Energy) connection.



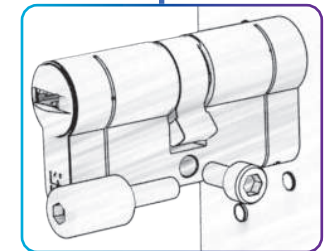
Reversible latchbolt. The inversion of the lock opening hand takes place simply with the manual rotation of the latch.



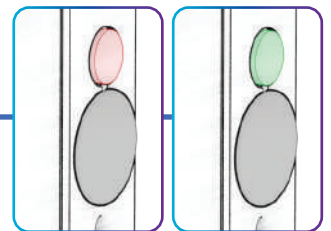
261,5
Bigger box. The box size has been slightly modified compared to the standard 254 mm



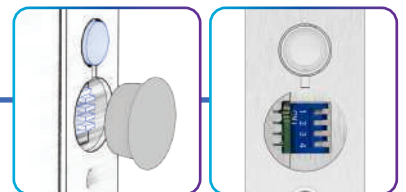
BT.M.... - BT.G....
QUICK RELEASE exit handle version. A special manganese reinforcement plate to protect the handle square.



Special "Mottura" front attachment.



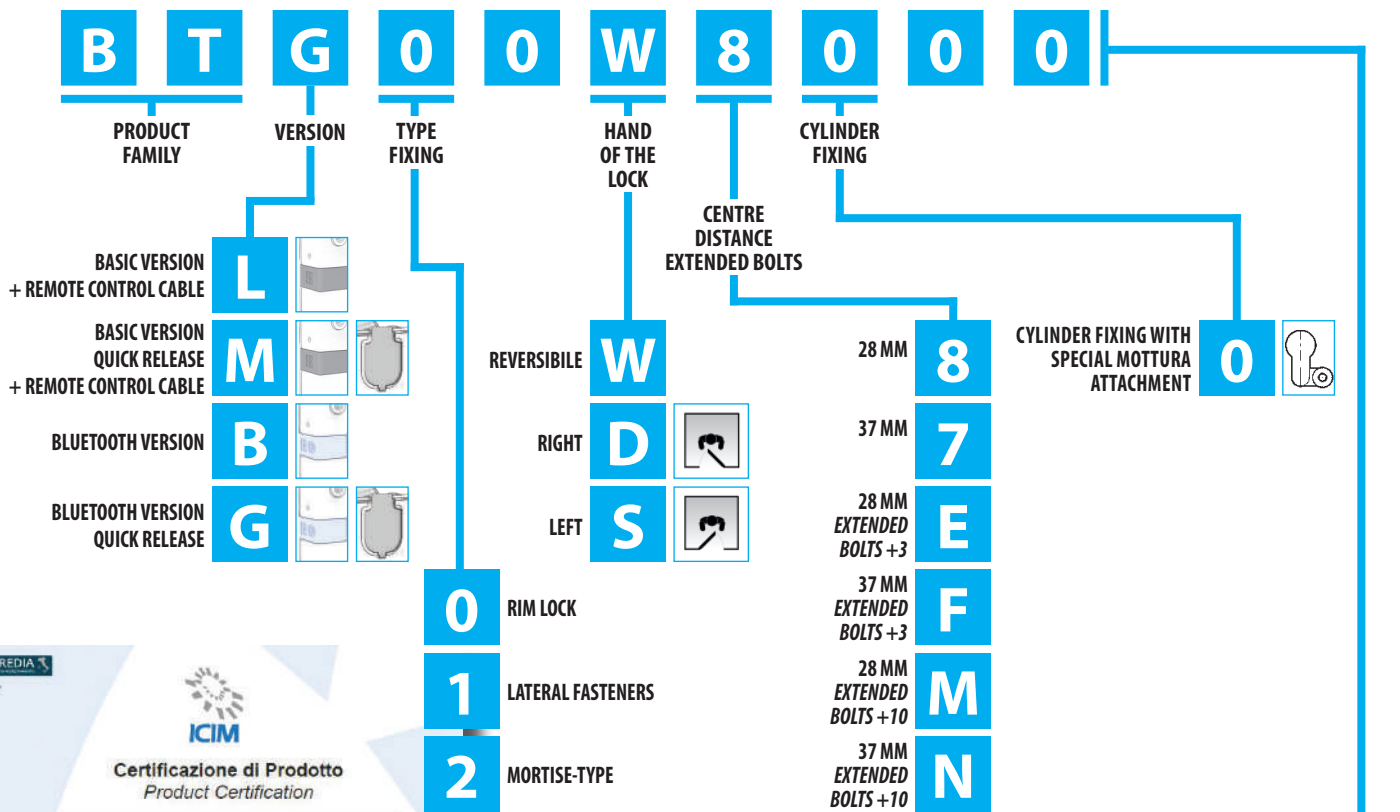
Door status sensor with LED for light indications.



DIP-Switch - Access to switches useful for carrying out **lock settings** in the **BASIC version** or **RESET ONLY** in the **Bluetooth version**.


MOTORIZED LOCK	BASIC VERSION BT.L... BT.M...	BLE VERSION <i>Bluetooth</i> BT.B.. BT.G...
Internal diagnostic system	✓	✓
Integrated magnetic relocking sensor	✓	✓
Mains or battery powered	✓	✓
Front signaling LED (door status signaling)	✓	✓
Ble (Bluetooth low energy)		✓
Controlled and managed by B-Mottura + weBtechnology App system		✓
Up to 100 supported devices (smartphones, peripherals, codes, etc.)		✓
Integrated access control (historical storage of 1000 events and time control)		✓
Managed both near and remote via cloud with or without bridge		✓

THE CODING



OPTIONAL LED

Code 99B0001001



LED BOARD EXTERNAL INSTALLED



SUPPLIED

Security locks with block lever on deadbolts

Use MOTTURA Defender®

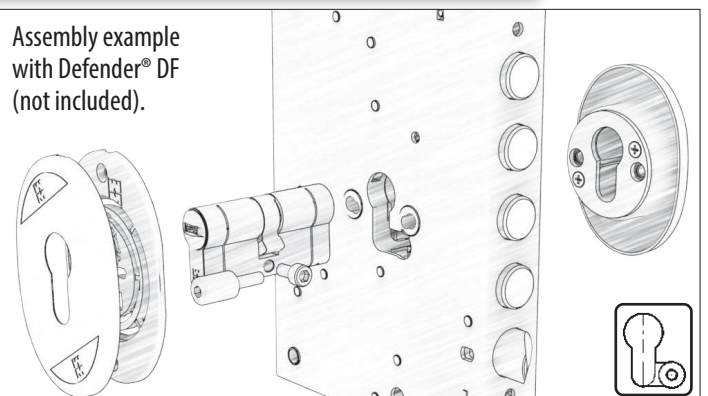


Defender®
is a registered MOTTURA trademark

WE RECOMMEND USING CHAMPIONS® SECURITY CYLINDERS



Assembly example with Defender® DF (not included).



BT.L00/L20



Characteristics

Cylinder lock
WITH DOUBLE FUNCTION:
 - HOUSE DOOR
 - BUILDING ENTRANCE

Variation in centre distance:/28 -/37

BATTERY with battery holder art.99704
 or **MAINS** with cable 99801 + power supply 99798
 operated lock with mainboard inside the lock,
 accessories not included to be ordered separately.
 For **dual power supply** needs, use the specific
 adapter **99B0001004** NOT included.

- Three-points
 - Cylinder and handle backset 63 mm
 - Round bolts Ø mm 18 with 29 mm travel
 - Bar travel 20 mm
- Zinc-Plated finish

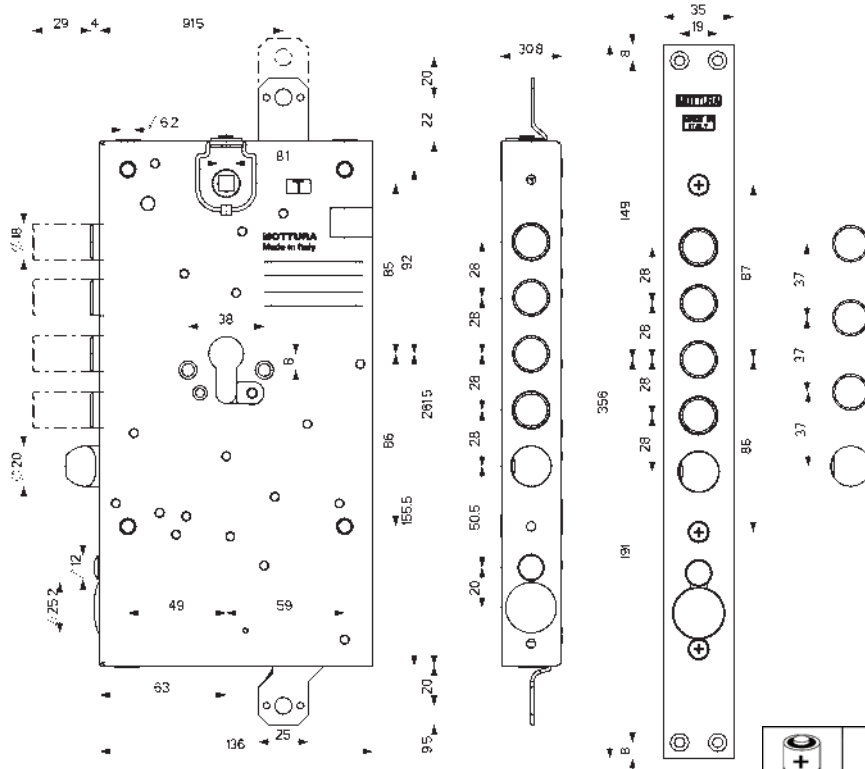
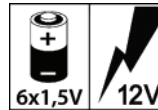
The item can be reversed.

Magnetic door status sensor

Combine with Defender®
 TOP SYSTEM, BASIC, DF..

Product certified according to
 UNI EN 14846 / EN 14846

It is RECOMMENDED to use
 CHAMPIONS® security cylinders



RIM LOCK

MORTISE-TYPE

BT.L00W8/7 BT.L20W8/7

Zinc-Plated

Three-points for cylinder

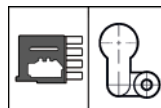
Lock with Ø 20 mm latchbolt activated by cylinder and 8 handle square.

Reversible latchbolt.

Complete with cable remote control. art. 99.802

To be combined with internal button art. 99.689/739/759/792
 or remote button with closing contact.

Cylinders, reinforcements and other accessories are **NOT** included.



BT.B00W8/7 BT.B20W8/7

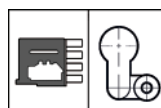
Zinc-Plated

Three-points for cylinder - BLE (Bluetooth low Energy)

Lock with Ø 20 mm latchbolt activated by cylinder and 8 handle square.

Reversible latchbolt.

Cylinders, reinforcements and other accessories are **NOT** included.



BT.G00/G20



Characteristics

Cylinder lock
QUICK RELEASE exit handle.
WITH DOUBLE FUNCTION:
 - HOUSE DOOR
 - BUILDING ENTRANCE
Variation in centre distance:/28 -/37
BATTERY with battery holder art.99704
 or **MAINS** with cable 99801 + power supply 99798
 operated lock with mainboard inside the lock,
 accessories not included to be ordered separately.
 For **dual power supply** needs, use the specific
 adapter **99B0001004** NOT included.

- Three-points
 - Cylinder and handle backset 63 mm
 - Round bolts Ø mm 18 with 29 mm travel
 - Bar travel 20 mm
- Zinc-Plated finish

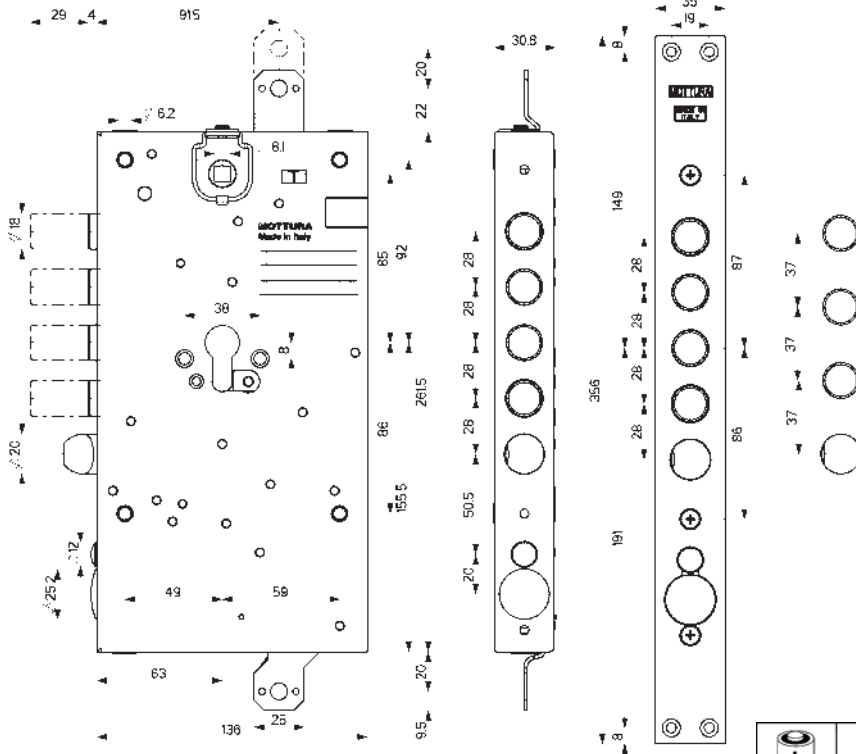
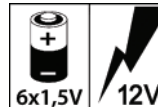
The item can be reversed.

Magnetic door status sensor

Combine with Defender®
 TOP SYSTEM, BASIC, DF..

Product certified according to
 UNI EN 14846 / EN 14846

It is RECOMMENDED to use
 CHAMPIONS® security cylinders



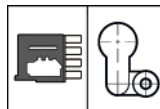
RIM LOCK

MORTISE-TYPE

BT.M00W8/7 BT.M20W8/7

Zinc-Plated

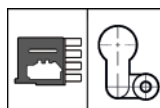
Three-points for cylinder
QUICK RELEASE exit handle.
 Lock with Ø 20 mm latchbolt activated by cylinder and 8 handle square.
Reversible latchbolt.
Complete with cable remote control. art. 99.802
 To be combined with internal button art. 99.689/739/759/792
 or remote button with closing contact.
 Cylinders, reinforcements and other accessories are **NOT** included.




BT.G00W8/7 BT.G20W8/7

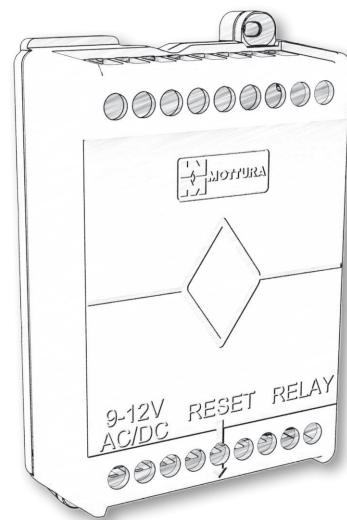
Zinc-Plated

Three-points for cylinder - BLE (Bluetooth low Energy)
QUICK RELEASE exit handle.
 Lock with Ø 20 mm latchbolt activated by cylinder and 8 handle square.
Reversible latchbolt.
 Cylinders, reinforcements and other accessories are **NOT** included.



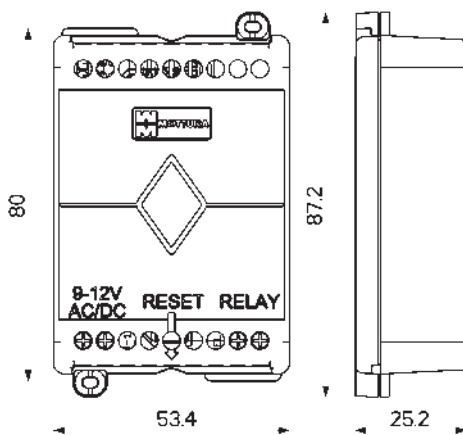


Management via smartphone apps



- SMART relè - Dry contact opening interface
- Controlled and managed by bMOTTURA app system + bWEBTECHNOLOGY (only with bBRIDGE)
- Up to 100 supported devices (smartphones, peripherals, codes, etc.)
- Compatible with any type of lock with clean contact
- Integrated Access Control (1000 events history and time control)
- Managed in proximity via Bluetooth and remotely via cloud
- 12V mains power or 9V batteries
- Ble (Bluetooth low energy) vers.5 integrated
- Fixing with screws (included) for simple installation

DATASHEET



99B0001002


Finish

Black

Dry contact opening interface (53 x 80 x 25 mm)

Compatible with any type of lock with dry contact





bMOTTURA



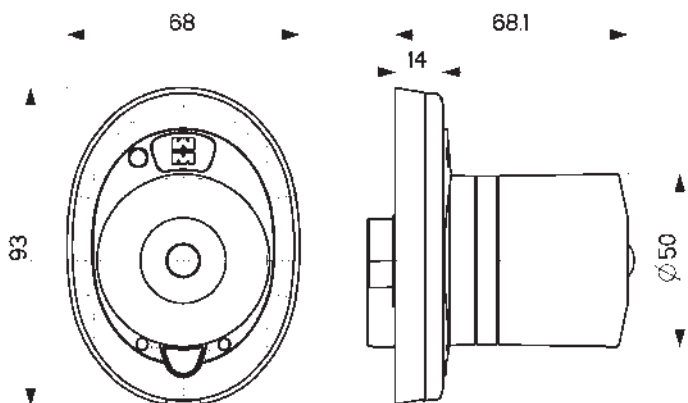
Management via smartphone apps





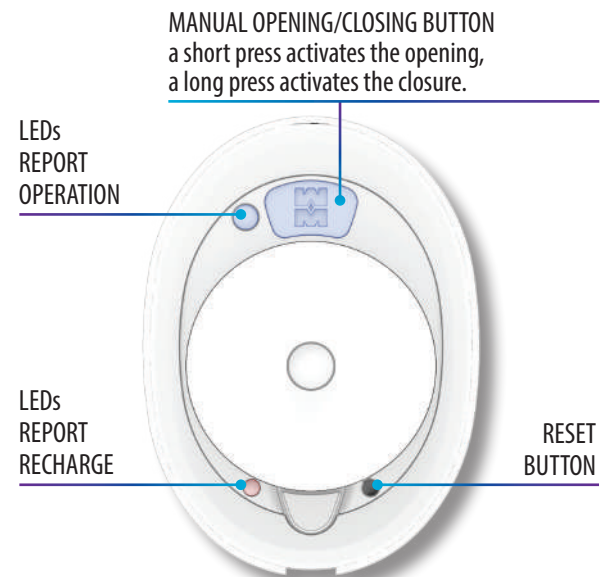
- Motorized electronic knob
- Pairing from master smartphones
- Controlled and managed by bMOTTURA or bWEBTECHNOLOGY (only with bBRIDGE)
- Up to 100 supported devices (smartphones, peripherals, codes, etc.)
- Peripheral management from master smartphone through bMOTTURA App manageable on time slots with Integrated access control (log storage of 1000 events and time control)
- Managed both in proximity and remotely via cloud with or without bridge
- Internal diagnostic system
- Integrated door status detection system without magnet sensor
- For all types of European cylinder locks
- Rechargeable battery powered with special magnetic USB-C cable
- Ble (*Bluetooth low energy*) vers.5 integrated
- Finishes: Black , Satin Chrome
- Accessory available for opening with dry contact (99BKEY0003)



DATASHEET










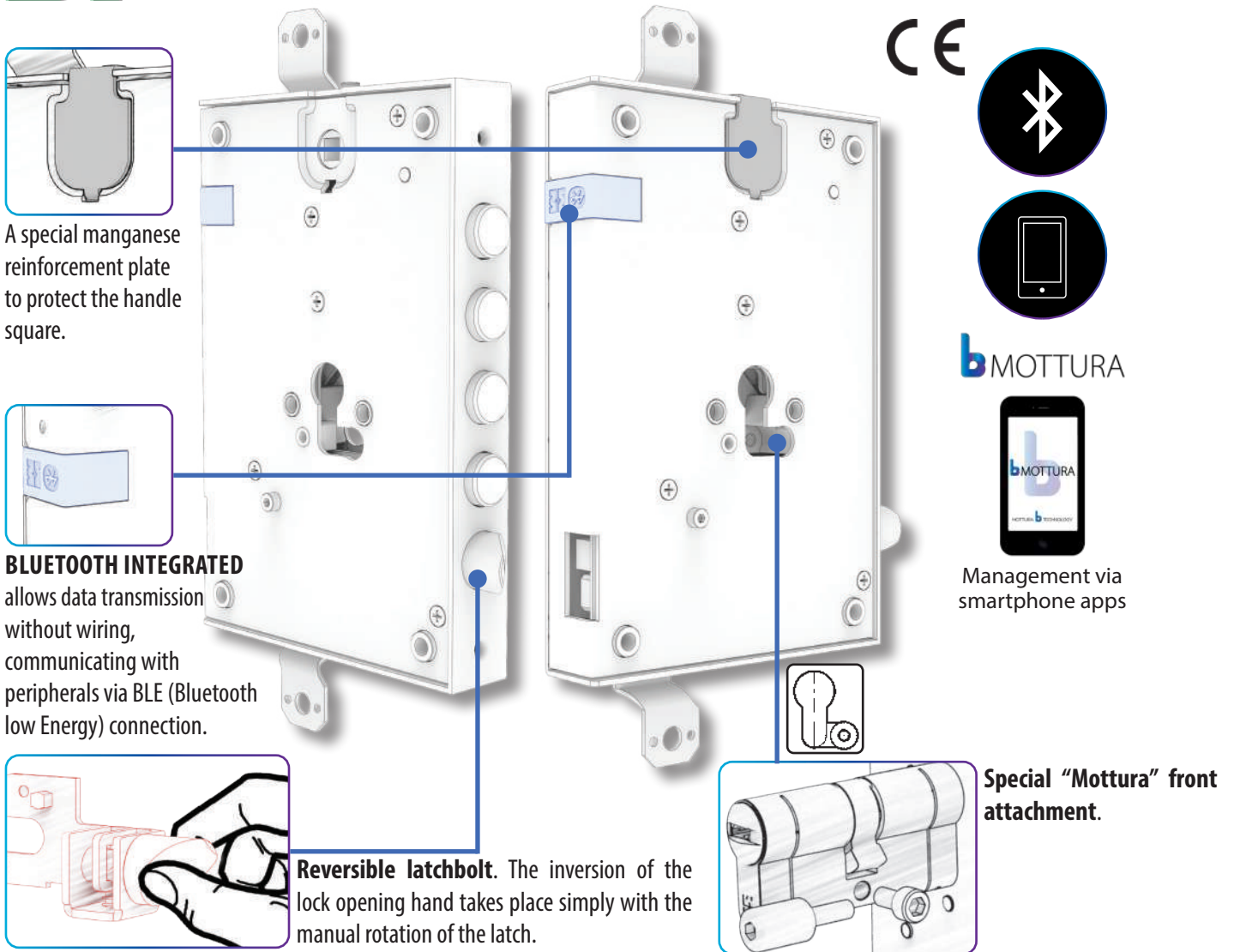
BMP01..	
Finish	
(N) Black anodised	
(CS) Satin chrome	
bMOTO MOTORIZED KNOB with oval escutcheon dim. 68 x 93 mm complete with plastic support	
The box includes : - Smart lock - Lock and escutcheon cover according to the finish - special magnetic USB type C cable - power supply - fixing screws	
Batteries included Product tested according to 2014/53/UE (RED)	

IN CASE OF EMERGENCY IT IS POSSIBLE TO TURN THE KNOB MANUALLY FROM THE INSIDE OR USING THE KEY FROM THE OUTSIDE.

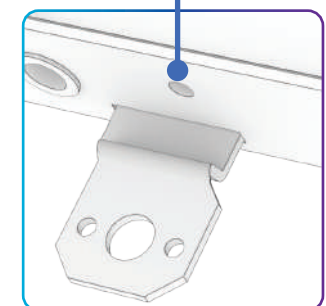
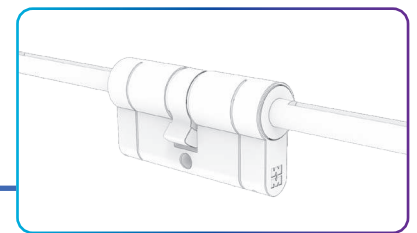
ACCESSORIES

<h3>94.426D/S</h3> <p>Fixing plate for cylinder for BMoto/XMoto Package of 5</p> 	<h3>99.786</h3> <p>RCR123A rechargeable battery Package of 3</p> 
<h3>94.427D/S</h3> <p>Fixing plate for rim locks series 38 for BMoto/XMoto Package of 5</p> 	<h3>99.808</h3> <p>USB type C cable with magnetic attachment</p>  
<h3>94.431</h3> <p>Prezzo € 4,23</p> <p>Escutcheon spacer for BMoto/XMoto Thickness 2.5 mm Package of 5</p> 	<h3>99B0001006</h3> <p>Standard USB type A power supply 5Vcc - 2,4A</p> 



KNOB VERSION

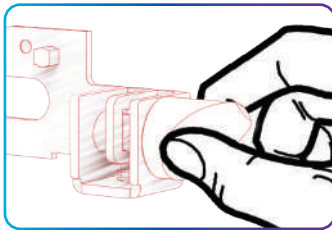
- Electronic lock with electromagnetic block
- Automatic locking of the lock when the bolts are completely closed
- QUICK RELEASE operated INSIDE by handle
- External side lock release controlled via app, dry contact or bTECHNOLOGY peripherals to allow opening via special double cylinder knob/knob or standard double cylinder
- Reset function available via button on the box lock or via App.
- Buzzer with acoustic operating signals
- Pairing from master smartphones
- Door status available from app in real time
- Controlled and managed by bMOTTURA App + bWEBTECHNOLOGY
- Up to 100 supported devices (smartphones, peripherals, codes, etc.)
- Peripheral management from master smartphone through bMOTTURA App manageable on time slots with Integrated access control (storage of logs of 1000 events and time control)
- Managed both in proximity and remotely via cloud with or without bridge
- For all types of European cylinder doors
- 12V mains power or 9V batteries
- Ble (*Bluetooth low energy*) vers.5 integrated



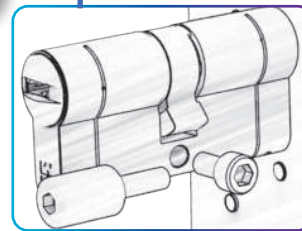
OPENING / CLOSING mechanically with handle




BLUETOOTH INTEGRATED allows wireless data transmission, communicating with peripherals via BLE (Bluetooth low Energy) connection.



Reversible latchbolt. The inversion of the lock opening hand takes place simply with the manual rotation of the latch.



Special "Mottura" front attachment.



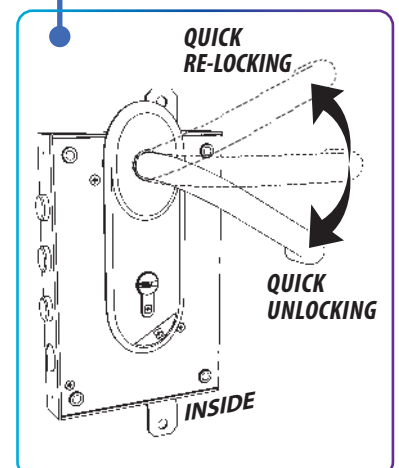
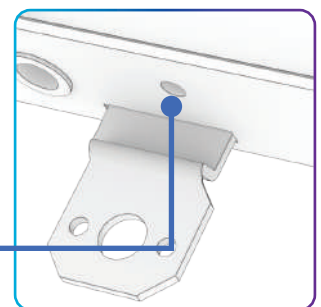
bMOTTURA





Management via smartphone apps

HANDLE VERSION

- Electronic lock with electromagnetic block
- Automatic locking of the lock when the bolts are completely closed
- QUICK RELEASE and RE-LOCKING operated INSIDE by handle
- External side lock release controlled via app, dry contact or bTECHNOLOGY peripherals to allow opening with handle
- Double cylinder for emergency lock release
- Reset function available via button on the box lock or via App.
- Buzzer with acoustic operating signals
- Pairing from master smartphones
- Door status available from app in real time
- Controlled and managed by bMOTTURA app system + bWEBTECHNOLOGY
- Up to 100 supported devices (smartphones, peripherals, codes, etc.)
- Peripheral management from master smartphone through bMOTTURA App manageable on time slots with Integrated access control (storage of logs of 1000 events and time control)
- Managed both in proximity and remotely via cloud with or without bridge
- For all types of European cylinder doors
- 12V mains power or 9V batteries
- Ble (*Bluetooth low energy*) vers.5 integrated





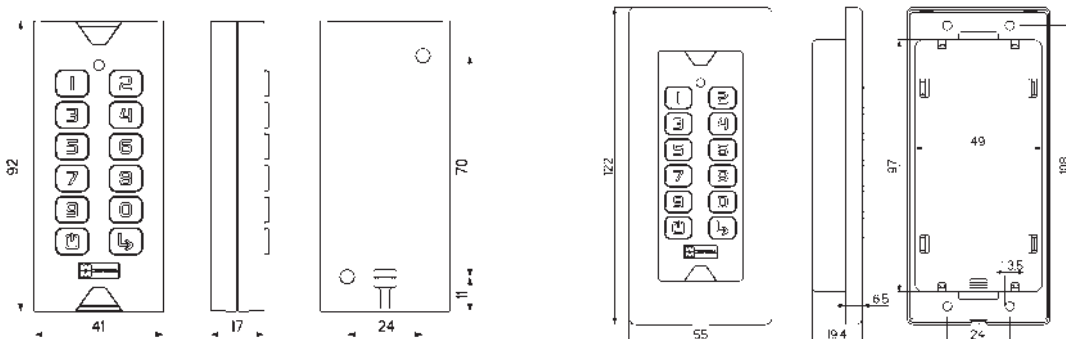
bMOTTURA



Management via smartphone apps

- Numeric keyboard
- Controlled and managed by bMOTTURA app system + bWEBTECHNOLOGY (only with bBRIDGE)
- Pairing from master smartphones
- Codes managed by master smartphones through bMOTTURA App manageable on time slots for access control system integrated to the lock
- Finishes: Black , Satin Chrome
- Battery or mains power
- Ble (*Bluetooth low energy*) vers.5 integrated
- Available in version surface moun or built-in

DATASHEET



99BDGTN001

Finish

Black

External escutcheon surface mount (41 x 92 x 17 mm)

BLUETOOTH LOW ENERGY

with numeric keyboard

BATTERY POWER (2xCR2032 included)



2xCR2032



99BDGTN002

Finish

Black

External escutcheon surface mount (41 x 92 x 17 mm)

BLUETOOTH LOW ENERGY

with numeric keyboard

MAINS POWER (7-12V DC)

to be used with power cable 99.803 included



7-12V



99BDGTxx03

Finish

99BDGTN003

(N) Black anodised

99BDGTC003

(CS) Satin chrome

External built-in escutcheon (55 x 122 x 19,4 mm)

BLUETOOTH LOW ENERGY with numeric keyboard

complete with escutcheon 99Bxx01003

BATTERY POWER (2xCR2032 included)



2xCR2032



99BDGTxx04

Finish

99BDGTN004

(N) Black anodised

99BDGTC004

(CS) Satin chrome

External built-in escutcheon (55 x 122 x 19,4 mm)

BLUETOOTH LOW ENERGY with numeric keyboard

complete with escutcheon 99Bxx01003


MAINS POWER (7-12V DC)

to be used with power cable 99.803 included



7-12V





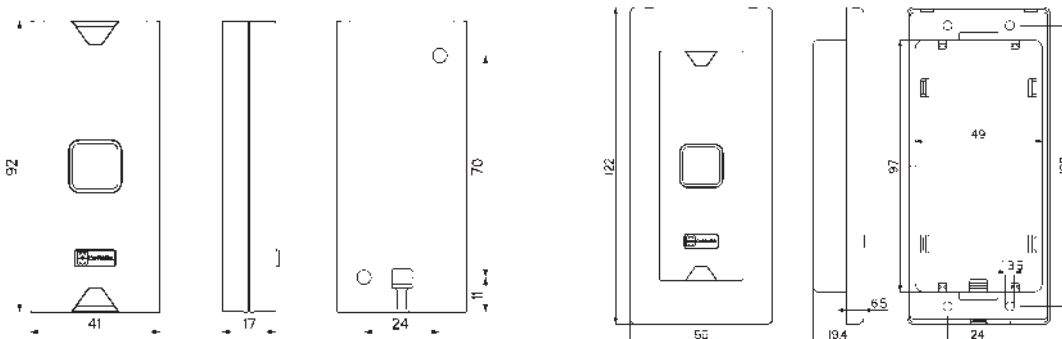
bMOTTURA



Management via smartphone apps



- Biometric fingerprint reader
- Controlled and managed by bMOTTURA app system + bWEBTECHNOLOGY (only with bBRIDGE)
- Pairing from master smartphones
- Codes managed by master smartphones through bMOTTURA App manageable on time slots for access control system integrated to the lock
- Finishes: Black , Satin Chrome
- Battery or mains power
- Ble (*Bluetooth low energy*) vers.5 integrated
- Available in version surface moun or built-in

DATASHEET



<h3>99BTRKN001</h3> <p>Finish</p> <p>Black</p> <p>External escutcheon surface mount (41 x 92 x 17 mm) BLUETOOTH LOW ENERGY with biometric fingerprint reader BATTERY POWER (2xCR2032 included)</p> 	<h3>99BTRKxx03</h3> <p>Finish</p> <p>99BTRKN003 (N) Black anodised</p> <p>99BTRKCS03 (CS) Satin chrome</p> <p>External built-in escutcheon (55 x 122 x 19,4 mm) BLUETOOTH LOW ENERGY with biometric fingerprint reader complete with escutcheon 99Bxx01003 BATTERY POWER (2xCR2032 included)</p> 
<h3>99BTRKN002</h3> <p>Finish</p> <p>Black</p> <p>External escutcheon surface mount (41 x 92 x 17 mm) BLUETOOTH LOW ENERGY with biometric fingerprint reader MAINS POWER (7-12V DC) to be used with power cable 99.803 included</p> 	<h3>99BTRKxx04</h3> <p>Finish</p> <p>99BTRKN004 (N) Black anodised</p> <p>99BTRKCS04 (CS) Satin chrome</p> <p>External built-in escutcheon (55 x 122 x 19,4 mm) BLUETOOTH LOW ENERGY with biometric fingerprint reader complete with escutcheon 99Bxx01003 MAINS POWER (7-12V DC) to be used with power cable 99.803 included</p> 

Products tested according to EN 60529 GRADE IP54 (resists infiltration of dust and water)



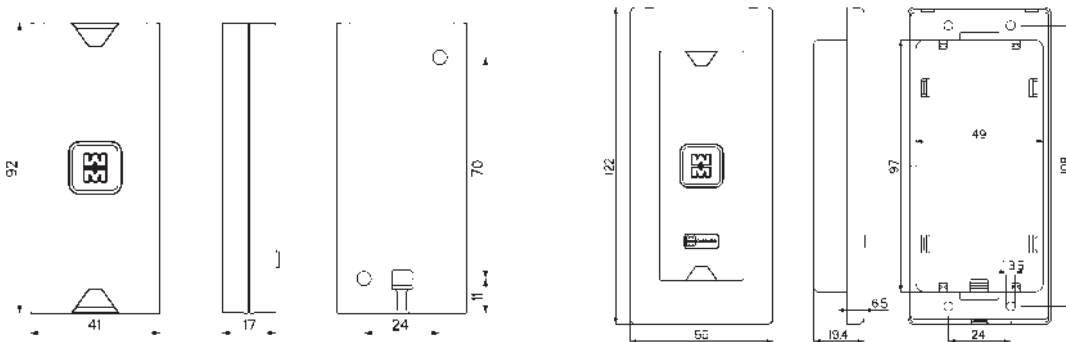
- TAG transponder reader
- Controlled and managed by bMOTTURA app system + bWEBTECHNOLOGY (only with bBRIDGE)
- Pairing from master smartphones
- TAG managed by master smartphones through bMOTTURA App manageable on time slots for access control system integrated to the lock
- Finishes: Black , Satin Chrome
- Battery or mains power
- Ble (*Bluetooth low energy*) vers.5 integrated
- Available in version surface moun or built-in

bMOTTURA




Management via smartphone apps

SCHEDE TECNICHE



<h3>99BTAGN001</h3> <p>Finish Black</p> <p>External escutcheon surface mount (41 x 92 x 17 mm) BLUETOOTH LOW ENERGY with transponder reader BATTERY POWER (2xCR2032 included)</p>  <p>2xCR2032</p>	<h3>99BTAGxx03</h3> <p>Finish</p> <p>99BTAGN003 (N) Black anodised 99BTAGCS03 (CS) Satin chrome</p> <p>External built-in escutcheon (55 x 122 x 19,4 mm) BLUETOOTH LOW ENERGY with transponder reader complete with escutcheon 99Bxx01003 BATTERY POWER (2xCR2032 included)</p>  <p>2xCR2032</p>
<h3>99BTAGN002</h3> <p>Finish Black</p> <p>External escutcheon surface mount (41 x 92 x 17 mm) BLUETOOTH LOW ENERGY with transponder reader MAINS POWER (7-12V DC) to be used with power cable 99.803 included</p>  <p>7-12V</p>	<h3>99BTAGxx04</h3> <p>Finish</p> <p>99BDTAG004 (N) Black anodised 99BTAGCS04 (CS) Satin chrome</p> <p>External built-in escutcheon (55 x 122 x 19,4 mm) BLUETOOTH LOW ENERGY with transponder reader complete with escutcheon 99Bxx01003 MAINS POWER (7-12V DC) to be used with power cable 99.803 included</p>  <p>7-12V</p>



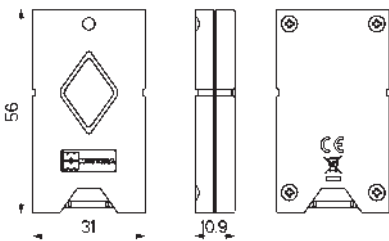
Management via smartphone apps



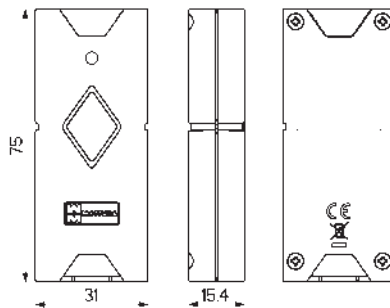
- Keyfob with or without key inside
- Controlled and managed by bMOTTURA app system + bWEBTECHNOLOGY (only with bBRIDGE)
- bKEY manageable on time slots for access control system integrated to the lock
- Pairing from master smartphones
- Battery power
- Ble (*Bluetooth low energy*) vers.5 integrated
- Can be associated with up to a maximum of 10 locks

DATASHEET

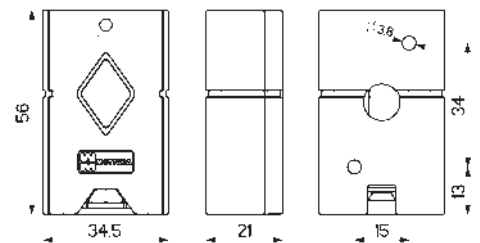
99BKEY0001



99BKEY0002



99BKEY0003



99BKEY0001

Finish

Black

KEYfob (31 x 56 x 10,9 mm)
BLUETOOTH LOW ENERGY
BATTERY POWER (1 x CR2032 included)



99BKEY0002

Finish

Black

KEYfob (31 x 75 x 15,4 mm)
BLUETOOTH LOW ENERGY
with the possibility of integrated key (not included)
BATTERY POWER (1x CR2032 included)



99BKEY0003



Finish

Black

KEYfob (34,5 x 56 x 21 mm)
BLUETOOTH LOW ENERGY
BATTERY POWER (1 x CR2032 included)
Complete with support 99B0001000



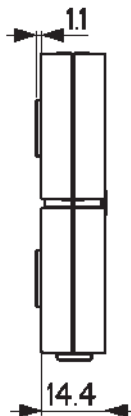
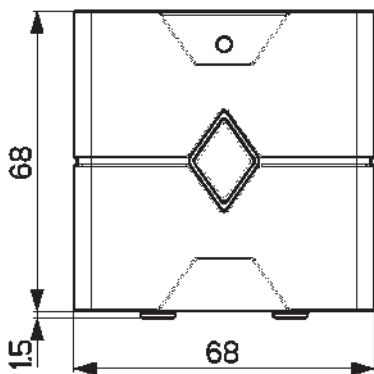
EXAMPLE
99BKEY0002
WITH KEY
INTEGRATED




Management via smartphone apps

- **bBRIDGE** that allows you to connect the bTECHNOLOGY system to the cloud and manage it remotely, accessing all the data of the lock/knob (access history, diagnostics, unauthorized attempt, remote opening-closing)
- Pairing from master smartphones.
- Controlled and managed by bMOTTURA app system + bWEBTECHNOLOGY.
- Connection to intercom cables and other gates for their management and opening
- Power supply via USB-C cable
- Ble (Bluetooth low energy) vers.5 integrated
- Wifi integrated

DATASHEET



99B0001005	
Finish	
Black	
bBRIDGE for remote management of bTECHNOLOGY locks and peripherals. Dimensions 68 x 68 x 14,4 mm WiFi integrated Complete with power supply and cable.	




ASSEMBLY EXAMPLE

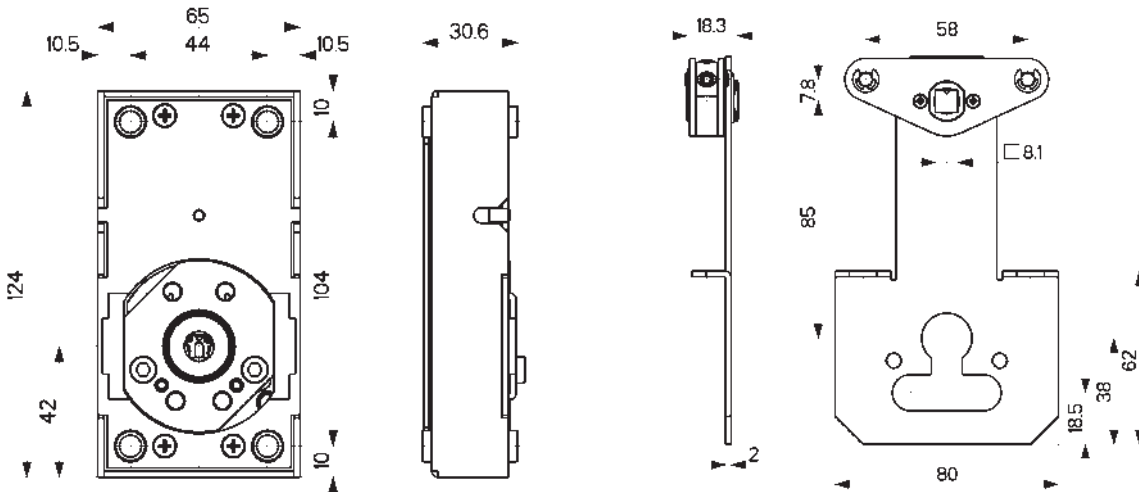
Emergency opening device

for easy-to-install quick release locks with lock that can also be positioned outside the door.

- Fixing of the lock via front attachments or lateral attachments
 - Versions with cable length of 2000/4000 mm
 - Manganese steel plate on the external side to protect the nucleo
- On request the locks can be supplied with 3/5 keys:
- keys mm 20 art. 92350
 - keys mm 30 art. 92351
 - keys mm 40 art. 92352



DATASHEET



3D200W2/4	
	Cable length [mm]
3D200W2000	2000
3D200W4000	4000
Emergency opening device - REVERSIBLE Combined with any lock with QUICK RELEASE exit handle. Supplied with 3 keys - 20 mm key stem	
Accessories on request • Plate for key socket art. 99108 • internal and external key socket art. 99110	



EXTERNAL PLATE
To protect the nucleo on the outside is present a manganese plate



REPLACEMENT NUCLEO 3D100...



ACCESSORIES ON REQUEST



99108



99110

CONNECTION CABLE

<h3>99.704</h3>	
<p>Wired 9V battery holder (6 batteries "D" type - NOT included). Cable length approx. 1800 mm Dimensions 156x42x208 mm</p>	
<h3>99.801</h3>	
<p>Connecting cable lock - adapter. Cable length approx. 4000 mm In combination with art. 99.798</p>	
<h3>99.802</h3>	
<p>Connection cable (4 pin) REMOTE CONTROL INCLUDED WITH BNOVA BASIC VERSION Cable length approx. 4000 mm</p>	
<h3>99.803</h3>	
<p>Connection cable (2 pin) BDigit / BTrack power supply Cable length approx. 4000 mm</p>	

ACCESSORIES

<p>99.144</p> <p>Steel grommet enamelled black Box dimensions 258x22 mm Depth 22 mm External dimensions 292x37 mm</p>		<p>99.795</p> <p>Spring steel grommet Dimensions: length mm 90 - Ø15 mm</p>		<p>99.648</p> <p>Magnet with increased intensity for locks sensor.</p>						
<p>99B0001004</p> <p>Adapter for dual MAINS/BATTERY power supplies for BNOVA locks.</p>		<p>99.798</p> <p>Mains adapter (Transformer + Charger) Input 100-240 VAC - 1.8A - 50/60 Hz Output 12V - 4.5 A max Dimensions 52x90x58 mm</p>		<p>94.348..</p> <p>Finish Nickel-plated</p> <p>Striker plate for locks with magnetic door status sensor. Variation in centre distance: 28/37 Specify in the order Dimensions 356x35x3 mm</p>						
<p>99B0001000</p> <p>Finish Black</p> <p>Holder for KEYFOB Dimensions 34.5 x 56 x 16.2 mm</p>		<p>99.705</p> <p>Transponder CARD</p>		<p>99.706</p> <p>Transponder KEY</p>						
<p>99B0001001</p> <p>Door status signaling LED KIT additional for door panel complete with light guide and fixing screws</p>		<p>99Bxx01003</p> <table border="1"> <tr> <td></td> <td>Finish</td> </tr> <tr> <td>99BN001003</td> <td>(N) Anod.Black</td> </tr> <tr> <td>99BCS01003</td> <td>(CS) Satin chrome</td> </tr> </table> <p>Support with escutcheon for BDIGIT and BTRACK for built-in installation.</p>			Finish	99BN001003	(N) Anod.Black	99BCS01003	(CS) Satin chrome	
	Finish									
99BN001003	(N) Anod.Black									
99BCS01003	(CS) Satin chrome									

bNOVA BT.L.../BT.M... - HOME CONFIGURATIONS

INTERNAL SIDE

- PUSHBUTTON**
99.689 - 99.739
99.759 - 99.792
- QUICK RELEASE OPERATED BY HANDLE**
BT.M.... VERSION
- GENERIC DEVICE**
DRY CONTACT ONLY
(INTERCOM, ETC...)


CABLE 99.802 SUPPLIED

EXTERNAL SIDE

- KEYBOARD + TRANSPONDER READER (XDIGIT)**
- RELAY MODULE**
REQUIRED WITH MOTTURA DEVICE
- FINGERPRINT + TRANSPONDER READER (XTRACK)**
- TAG (REQUIRED FOR PROGRAMMING)**
- GENERIC DEVICE**
DRY CONTACT ONLY
(KEYPADS, ETC...)

MAINS OPERATED
MAINS ADAPTER 99.798
 BATTERY OPERATED
WIRED BATTERY HOLDER 99.704

bNOVA BT.B.../BT.G... - HOME / B&B CONFIGURATIONS



INTERNAL SIDE

- bMOTTURA APP**
ANDROID/IOS
- bKEY**
- QUICK RELEASE OPERATED BY HANDLE**
BT.G.... VERSION
- PUSHBUTTON**
99.689 - 99.739
99.759 - 99.792
- GENERIC DEVICE**
DRY CONTACT ONLY
(INTERCOM, ETC...)

POSSIBILITY OF USE OF INTERNAL PERIPHERALS THROUGH CABLE 99.802 NOT SUPPLIED

EXTERNAL SIDE

- bMOTTURA APP**
ANDROID/IOS
- bDIGIT**
- bTRACK**
- bKEY**
- bTAG**

POSSIBILITY OF USE OF INTERNAL PERIPHERALS THROUGH CABLE 99.802 NOT SUPPLIED

MAINS OPERATED
MAINS ADAPTER 99.798
 BATTERY OPERATED
WIRED BATTERY HOLDER 99.704

NOTE: For MOTTURA accessories and peripherals not present in this section, refer to the X-Technology chapter of the MOTTURA SPARE PARTS price list.

MADE
IN
ITALY

POWERED ELECTRONIC LOCKS



XT

POWERED
ELECTRIC LOCKS



M X DRIN

MOTTURA **X** TECHNOLOGY



safeguarding your security

XDRIN - LAYOUT

HOME

MAINS OPERATED

INTERNAL SIDE

EXTERNAL SIDE



INTERNAL SIDE

99B0001002 **APP B-MOTTURA**
ANDROID/IOS

APP B-MOTTURA
ANDROID/IOS

BKEY



EXTERNAL SIDE

APP B-MOTTURA
ANDROID/IOS

BDIGIT **BTRACK** **BTAG** **BKEY**

MOTTURA DEVICE

PUSHBUTTON

XBLUE
APP ANDROID/IOS

KEYBOARD + TRANSPONDER
READER (XDIGIT)

RELAY MODULE
REQUIRED WITH
MOTTURA DEVICE

FINGERPRINT + TRANSPONDER
READER (XTRACK)

TAG
(REQUIRED FOR
PROGRAMMING)

OPENING THROUGH
KEY / KNOB

GENERIC DEVICE
DRY CONTACT ONLY
(INTERCOM, ETC...)

XPIN
EXTERNAL KEYBOARD

GENERIC DEVICE
DRY CONTACT ONLY
(KEYPADS, ETC...)

MAINS OPERATED
MAINS ADAPTER



XDRIN - CYLINDERS




project
CILINDRI-CYLINDERS

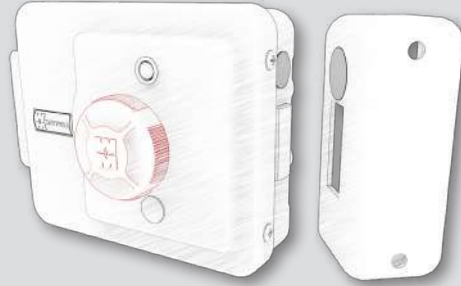


XDRIN - TYPES


49.XD1...




49.XD2...



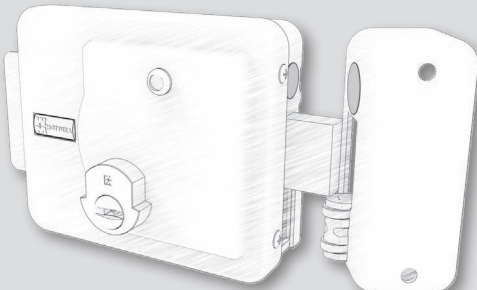
49.XD3...



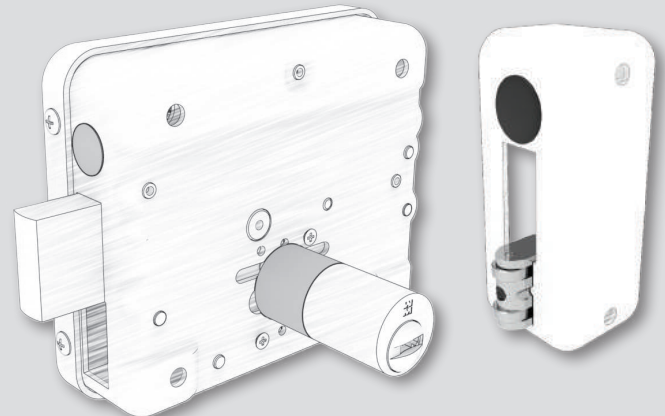

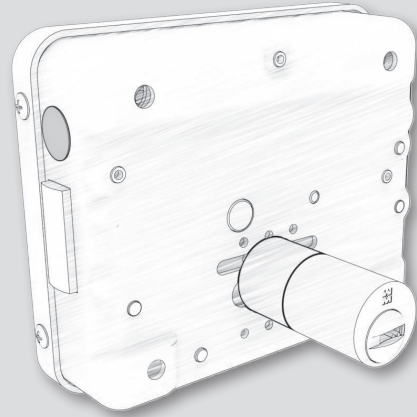

49.XD4...



49.XD5...

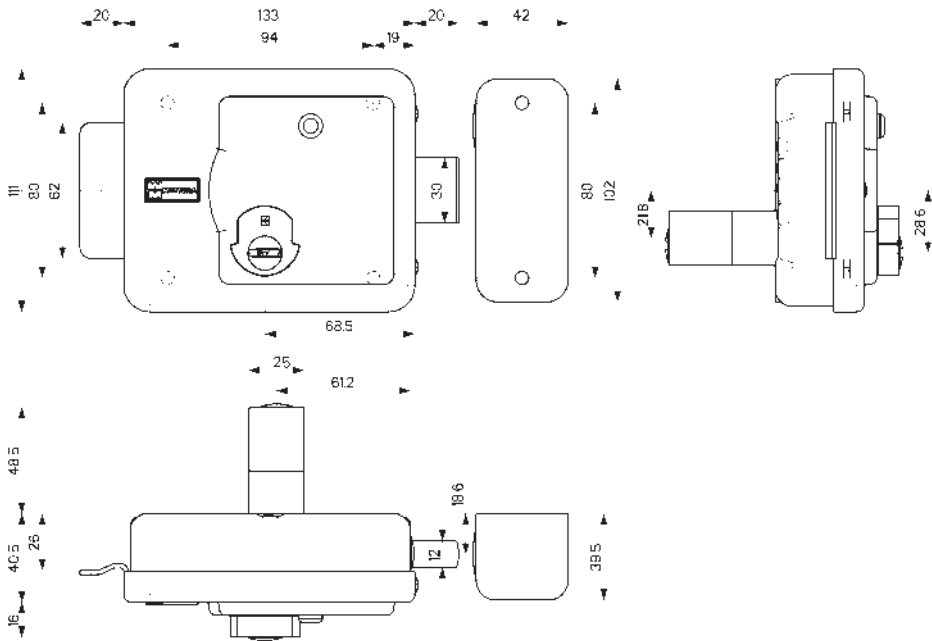


49.XD6...



49.XD1....

MADE IN ITALY



Characteristics

MOTORIZED lock for external accesses recommended for

- PEDESTRIAN ENTRIES
- GATE DOORS
- BUILDING ENTRANCES

KEY/KEY VERSION

AUTOMATIC BOLT CLOSING

MAINS POWERED 12/24V ac/dc

- Side
- Variable backset 50/60/70 mm
- or
- FIXED backset 80 mm
- Rectangular stainless steel bolt mm 30x12
- Bolt travel mm 20

The internal gear are made of self-lubricating nickel silver

Internal door status LED

Finish :

ZINC-PLATED or BLACK for external applications
CHROME for internal applications

All articles are supplied either left or right-hand (specify in the order)

TESTED ACCORDING TO

EN 60529 - IP44

Dust and water resistant

Product tested according to

EN 61000-6-1 : 2007

EN 61000-6-3 : 2007/A1 : 2011

EN 14846



RIM LOCK

CYLINDER

49.XD1....P



49XD1ND/S5/6/7P	BLACK	50/60/70
49XD1ND/S8P	BLACK	80
49XD1ZD/S5/6/7P	ZINC-PLATED	50/60/70
49XD1ZD/S8P	ZINC-PLATED	80
49XD1CD/S5/6/7P	CHROME	50/60/70
49XD1CD/S8P	CHROME	80

Side

KEY/KEY PROJECT VERSION

AUTOMATIC BOLT CLOSING

- Variable backset 50/60/70 mm version (specify in the order)

- FIXED backset 80 mm version

49.XD1....B



49XD1ND/S5/6/7B	BLACK	50/60/70
49XD1ND/S8B	BLACK	80
49XD1ZD/S5/6/7B	ZINC-PLATED	50/60/70
49XD1ZD/S8B	ZINC-PLATED	80
49XD1CD/S5/6/7B	CHROME	50/60/70
49XD1CD/S8B	CHROME	80

Side

KEY/KEY CHAMPIONS C28PLUS VERSION

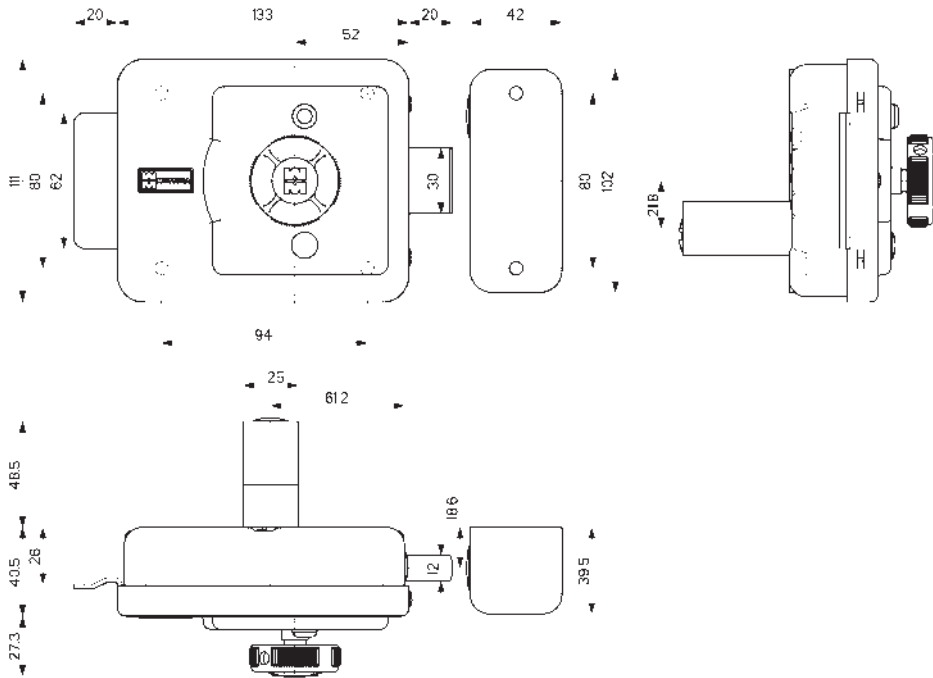
AUTOMATIC BOLT CLOSING

- Variable backset 50/60/70 mm version (specify in the order)

- FIXED backset 80 mm version

49.XD2....

MADE IN ITALY



Characteristics

MOTORIZED lock for external accesses recommended for

- PEDESTRIAN ENTRIES
- GATE DOORS
- BUILDING ENTRANCES

KEY/THUMBTURN VERSION

AUTOMATIC BOLT CLOSING

MAINS POWERED 12/24V ac/dc

- Side
- Variable backset 50/60/70 mm or
- FIXED backset 80 mm
- Rectangular stainless steel bolt mm 30x12
- Bolt travel mm 20

The internal gear are made of self-lubricating nickel silver

Internal door status LED

Finish :

ZINC-PLATED or BLACK for external applications
CHROME for internal applications

All articles are supplied either left or right-hand (specify in the order)

TESTED ACCORDING TO

EN 60529 - IP44

Dust and water resistant

Product tested according to

EN 61000-6-1 : 2007

EN 61000-6-3 : 2007/A1 : 2011

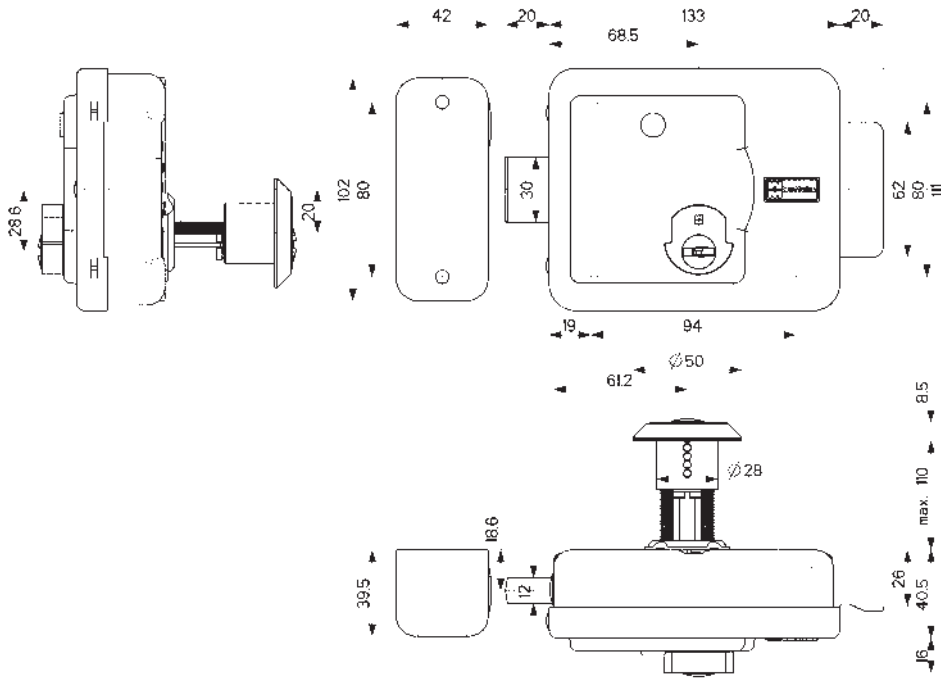
EN 14846

POWERED ELECTRIC LOCKS

RIM LOCK				CYLINDER
49.XD2....P				
	49XD2ND/S5/6/7P	BLACK	50/60/70	
	49XD2ND/S8P	BLACK	80	
	49XD2ZD/S5/6/7P	ZINC-PLATED	50/60/70	
	49XD2ZD/S8P	ZINC-PLATED	80	
	49XD2CD/S5/6/7P	CHROME	50/60/70	
	49XD2CD/S8P	CHROME	80	
	<p>Side THUMBTURN/KEY PROJECT VERSION AUTOMATIC BOLT CLOSING - Variable backset 50/60/70 mm version (specify in the order) - FIXED backset 80 mm version</p>			
49.XD2....B				
	49XD2ND/S5/6/7B	BLACK	50/60/70	
	49XD2ND/S8B	BLACK	80	
	49XD2ZD/S5/6/7B	ZINC-PLATED	50/60/70	
	49XD2ZD/S8B	ZINC-PLATED	80	
	49XD2CD/S5/6/7B	CHROME	50/60/70	
	49XD2CD/S8B	CHROME	80	
	<p>Side THUMBTURN/KEY CHAMPIONS C28PLUS VERSION AUTOMATIC BOLT CLOSING - Variable backset 50/60/70 mm version (specify in the order) - FIXED backset 80 mm version</p>			

49.XD3....

MADE IN ITALY



Characteristics

MOTORIZED lock for external accesses WITH EXTERNAL RIM LOCK CYLINDER recommended for

- PEDESTRIAN ENTRIES
- GATE DOORS
- BUILDING ENTRANCES

KEY/KEY VERSION

AUTOMATIC BOLT CLOSING

MAINS POWERED 12/24V ac/dc

- Side
- Variable backset 50/60/70 mm or
- FIXED backset 80 mm
- Rectangular stainless steel bolt mm 30x12
- Bolt travel mm 20

The internal gear are made of self-lubricating nickel silver

Internal door status LED

Finish :

ZINC-PLATED or BLACK for external applications
CHROME for internal applications

All articles are supplied either left or right-hand (specify in the order)

TESTED ACCORDING TO

EN 60529 - IP44

Dust and water resistant

Product tested according to

EN 61000-6-1 : 2007

EN 61000-6-3 : 2007/A1 : 2011

EN 14846

RIM LOCK

CYLINDER

49.XD3....P



49XD3ND/S5/6/7P	BLACK	50/60/70
49XD3ND/S8P	BLACK	80
49XD3ZD/S5/6/7P	ZINC-PLATED	50/60/70
49XD3ZD/S8P	ZINC-PLATED	80
49XD3CD/S5/6/7P	CHROME	50/60/70
49XD3CD/S8P	CHROME	80

Side

KEY/KEY PROJECT VERSION

AUTOMATIC BOLT CLOSING

- Variable backset 50/60/70 mm version (specify in the order)
- FIXED backset 80 mm version

49.XD3....B



49XD3ND/S5/6/7B	BLACK	50/60/70
49XD3ND/S8B	BLACK	80
49XD3ZD/S5/6/7B	ZINC-PLATED	50/60/70
49XD3ZD/S8B	ZINC-PLATED	80
49XD3CD/S5/6/7B	CHROME	50/60/70
49XD3CD/S8B	CHROME	80

Side

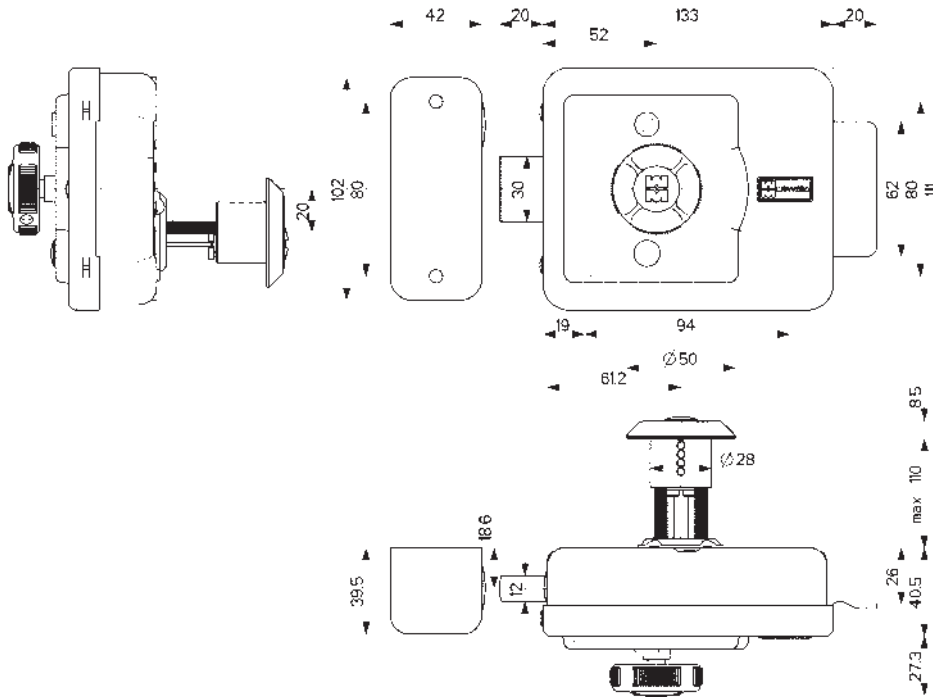
KEY/KEY CHAMPIONS C28PLUS VERSION

AUTOMATIC BOLT CLOSING

- Variable backset 50/60/70 mm version (specify in the order)
- FIXED backset 80 mm version

49.XD4....

MADE IN ITALY



Characteristics

MOTORIZED lock for external accesses WITH EXTERNAL RIM LOCK CYLINDER recommended for

- PEDESTRIAN ENTRIES
- GATE DOORS
- BUILDING ENTRANCES

KEY/THUMBTURN VERSION

AUTOMATIC BOLT CLOSING

MAINS POWERED 12/24V ac/dc

- Side
- Variable backset 50/60/70 mm or
- FIXED backset 80 mm
- Rectangular stainless steel bolt mm 30x12
- Bolt travel mm 20

The internal gear are made of self-lubricating nickel silver

Internal door status LED

Finish :

ZINC-PLATED or BLACK for external applications
CHROME for internal applications

All articles are supplied either left or right-hand (specify in the order)

TESTED ACCORDING TO

EN 60529 - IP44

Dust and water resistant

Product tested according to

EN 61000-6-1 : 2007

EN 61000-6-3 : 2007/A1 : 2011

EN 14846



POWERED ELECTRIC LOCKS

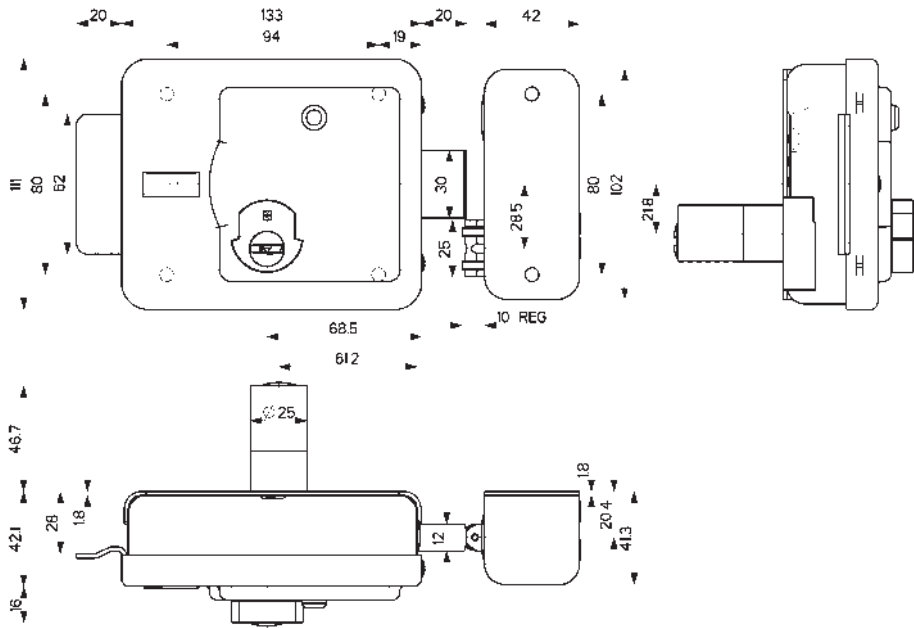
RIM LOCK				CYLINDER
-----------------	--	--	--	-----------------

	49.XD4....P			
	49XD4ND/S5/6/7P	BLACK	50/60/70	
	49XD4ND/S8P	BLACK	80	
	49XD4ZD/S5/6/7P	ZINC-PLATED	50/60/70	
	49XD4ZD/S8P	ZINC-PLATED	80	
	49XD4CD/S5/6/7P	CHROME	50/60/70	
	49XD4CD/S8P	CHROME	80	
	Side THUMBTURN/KEY PROJECT VERSION AUTOMATIC BOLT CLOSING - Variable backset 50/60/70 mm version (specify in the order) - FIXED backset 80 mm version			

	49.XD4....B			
	49XD4ND/S5/6/7B	BLACK	50/60/70	
	49XD4ND/S8B	BLACK	80	
	49XD4ZD/S5/6/7B	ZINC-PLATED	50/60/70	
	49XD4ZD/S8B	ZINC-PLATED	80	
	49XD4CD/S5/6/7B	CHROME	50/60/70	
	49XD4CD/S8B	CHROME	80	
	Side THUMBTURN/KEY CHAMPIONS C28PLUS VERSION AUTOMATIC BOLT CLOSING - Variable backset 50/60/70 mm version (specify in the order) - FIXED backset 80 mm version			

49.XD5....

MADE IN ITALY



Characteristics

MOTORIZED lock for external accesses recommended for

- PEDESTRIAN ENTRIES
- GATE DOORS
- BUILDING ENTRANCES

KEY/KEY VERSION

AUTOMATIC BOLT CLOSING

MAINS POWERED 12/24V ac/dc

- Side
- Variable backset 50/60/70 mm
- or
- Striker plate with adjustable roller
- Rectangular stainless steel bolt mm 30x12
- Bolt travel mm 20

The internal gear are made of self-lubricating nickel silver

Internal door status LED

Finish :

ZINC-PLATED or BLACK for external applications
CHROME for internal applications

All articles are supplied either left or right-hand (specify in the order)

TESTED ACCORDING TO

EN 60529 - IP44

Dust and water resistant

Product tested according to

EN 61000-6-1 : 2007

EN 61000-6-3 : 2007/A1 : 2011

EN 14846



RIM LOCK

CYLINDER

49.XD5....P

49XD5ND/S5/6/7P	BLACK	50/60/70
49XD5ZD/S5/6/7P	ZINC-PLATED	50/60/70
49XD5CD/S5/6/7P	CHROME	50/60/70



Side
KEY/KEY PROJECT VERSION

AUTOMATIC BOLT CLOSING

- Variable backset 50/60/70 mm version (specify in the order)
- Striker plate with adjustable roller



49.XD5....B

49XD5ND/S5/6/7B	BLACK	50/60/70
49XD5ZD/S5/6/7B	ZINC-PLATED	50/60/70
49XD5CD/S5/6/7B	CHROME	50/60/70



Side

KEY/KEY CHAMPIONS C28PLUS VERSION

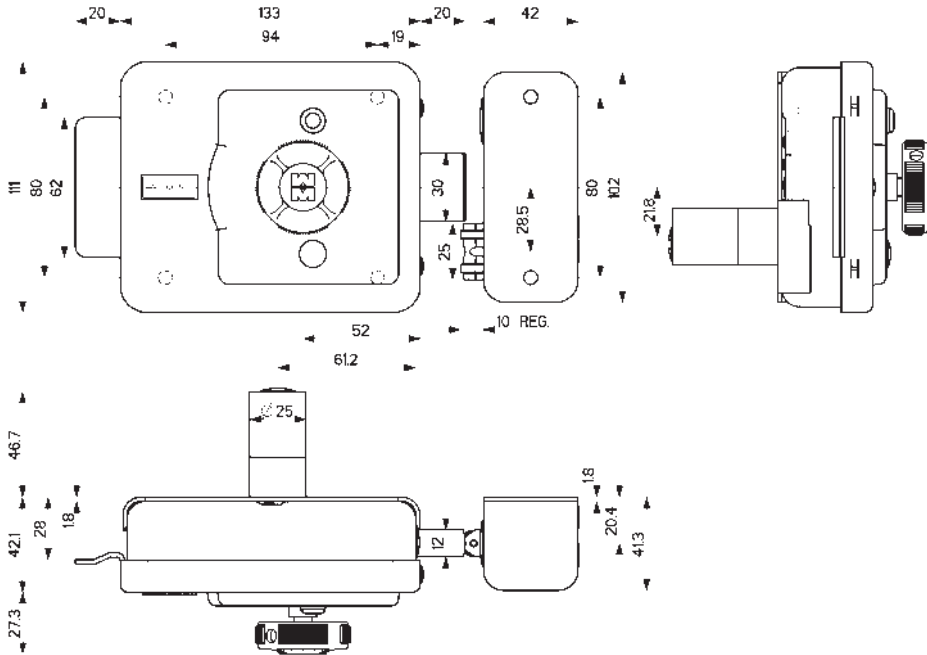
AUTOMATIC BOLT CLOSING

- Variable backset 50/60/70 mm version (specify in the order)
- Striker plate with adjustable roller



49.XD6....

MADE IN ITALY



Characteristics

MOTORIZED lock for external accesses recommended for

- PEDESTRIAN ENTRIES
- GATE DOORS
- BUILDING ENTRANCES

KEY/THUMBTURN VERSION

AUTOMATIC BOLT CLOSING

MAINS POWERED 12/24V ac/dc

- Side
- Variable backset 50/60/70 mm or
- Striker plate with adjustable roller
- Rectangular stainless steel bolt mm 30x12
- Bolt travel mm 20

The internal gear are made of self-lubricating nickel silver

Internal door status LED

Finish :

ZINC-PLATED or BLACK for external applications
 CHROME for internal applications

All articles are supplied either left or right-hand (specify in the order)

TESTED ACCORDING TO

EN 60529 - IP44

Dust and water resistant

Product tested according to

EN 61000-6-1 : 2007

EN 61000-6-3 : 2007/A1 : 2011

EN 14846



RIM LOCK

CYLINDER

49.XD6....P

344,67	49XD6ND/S5/6/7P	BLACK	50/60/70
344,67	49XD6ZD/S5/6/7P	ZINC-PLATED	50/60/70
439,39	49XD6CD/S5/6/7P	CHROME	50/60/70

Side

THUMBTURN/KEY PROJECT VERSION

AUTOMATIC BOLT CLOSING

- Variable backset 50/60/70 mm version (specify in the order)
- Striker plate with adjustable roller



49.XD6....B

383,65	49XD6ND/S5/6/7B	BLACK	50/60/70
383,65	49XD6ZD/S5/6/7B	ZINC-PLATED	50/60/70
478,36	49XD6CD/S5/6/7B	CHROME	50/60/70

Side

THUMBTURN/KEY CHAMPIONS C28PLUS VERSION

AUTOMATIC BOLT CLOSING

- Variable backset 50/60/70 mm version (specify in the order)
- Striker plate with adjustable roller



SPARE PARTS AND ACCESSORIES - XDRIN ONLY


<p>94.415..</p> <table border="1"> <tr><td>Finish</td><td></td></tr> <tr><td>(N) Black</td><td></td></tr> <tr><td>(Z) Zinc-Plated</td><td></td></tr> </table> <p>Plate with "shelf" to fix XDRIN lock</p>	Finish		(N) Black		(Z) Zinc-Plated			<p>99.735..*</p> <table border="1"> <tr><td>Finish</td><td></td></tr> <tr><td>(BR) Bronze</td><td></td></tr> <tr><td>(CR) Chrome</td><td></td></tr> <tr><td>(OT) Brass</td><td></td></tr> <tr><td>(PV) PVD gold</td><td></td></tr> <tr><td>(AA) Silver satin</td><td></td></tr> <tr><td>(CS) Satin. chrome</td><td></td></tr> </table> <p>External escutcheon (70 x 95 x 15 mm) with membrane keyboard - XPIN Central body in black finish. XDRIN can be used on all electromechanical locks and electric strikers. Connection via dry contact.</p>	Finish		(BR) Bronze		(CR) Chrome		(OT) Brass		(PV) PVD gold		(AA) Silver satin		(CS) Satin. chrome		 
Finish																							
(N) Black																							
(Z) Zinc-Plated																							
Finish																							
(BR) Bronze																							
(CR) Chrome																							
(OT) Brass																							
(PV) PVD gold																							
(AA) Silver satin																							
(CS) Satin. chrome																							
<p>94.416..</p> <table border="1"> <tr><td>Finish</td><td></td></tr> <tr><td>(N) Black</td><td></td></tr> <tr><td>(Z) Zinc-Plated</td><td></td></tr> </table> <p>Fixing plate for strike - XDRIN</p>	Finish		(N) Black		(Z) Zinc-Plated			<p>99.758N</p> <p>Plate + box KIT XPIN surface-mounting</p>															
Finish																							
(N) Black																							
(Z) Zinc-Plated																							
<p>98.21259..D/S</p> <table border="1"> <tr><td>Finish</td><td></td></tr> <tr><td>(N) Black</td><td></td></tr> <tr><td>(C) Chrome</td><td></td></tr> <tr><td>(Z) Zinc-Plated</td><td></td></tr> </table> <p>Spare striker plate - XDRIN</p>	Finish		(N) Black		(C) Chrome		(Z) Zinc-Plated		 <p>DX VERSION</p>	<p>99.773D/S</p> <p>Spare XDRIN electronic board The item is supplied right or left (specify in the order)</p>	 <p>LEFT VERSION</p>												
Finish																							
(N) Black																							
(C) Chrome																							
(Z) Zinc-Plated																							
<p>98X.AF342D/S</p> <p>Replacement gear assembly - XDRIN</p>	 <p>RIGHT VERSION</p>	<p>98C.47ES001</p> <p>Extension kit for external cylinder max length 105 mm</p>																					
<p>98X.30427</p> <p>Lever for using the "Cisa" type internal cylinder - XDRIN</p>		<p>98X.CM280..D/S</p> <table border="1"> <tr><td>Finish</td><td></td></tr> <tr><td>(N) Black</td><td></td></tr> <tr><td>(C) Chrome</td><td></td></tr> <tr><td>(Z) Zinc-Plated</td><td></td></tr> </table> <p>Spare cover with knob to transform key/key version The item is supplied right or left (specify in the order)</p>	Finish		(N) Black		(C) Chrome		(Z) Zinc-Plated		 <p>RIGHT VERSION</p>												
Finish																							
(N) Black																							
(C) Chrome																							
(Z) Zinc-Plated																							

ELECTRIC LOCKS



ELE

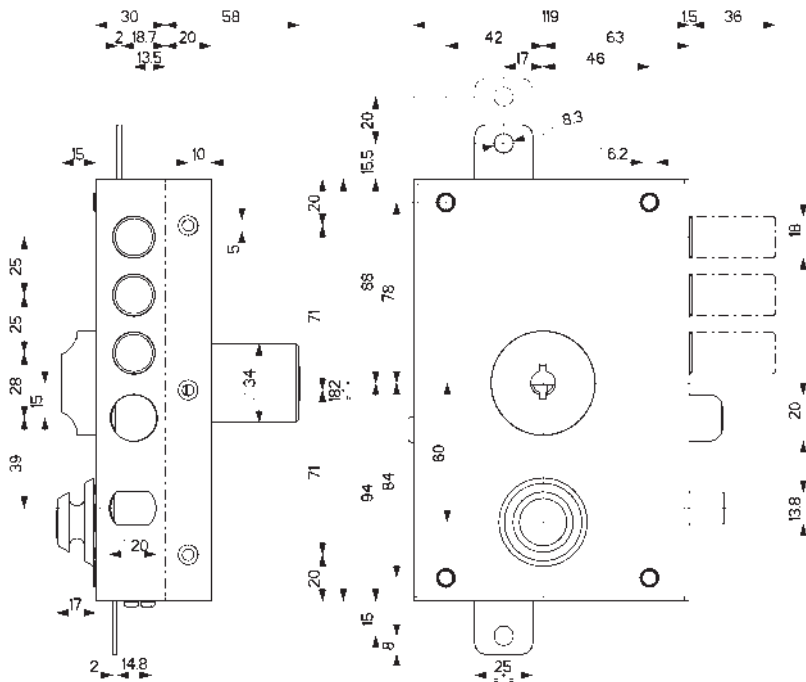
POWERED
ELECTRIC LOCKS



safeguarding your security

MADE IN ITALY

30.E30



Characteristics

- Side or three-points lock
- 63 mm backset
- 36 mm bolts travel
- 50 mm external pump cylinder see section 91 for different lengths.
- Internal opening with key
- Single or double pump cylinder
- Striker plate for electric latchbolt, for art. 30.E10/E12/E30/E32
- 12V AC power supply - Transformer 25 VA
- All articles are supplied either left or right version (please specify with order)
- Single finish: Black enamelled

Supplied with :

Side locks - art. 30.010E10/E12

- n. 3/5 keys
- n. 1 escutcheon art. 95148/N
- n. 1 striker plate art. 94335
- screws and small parts

Three-points - art. 30.E30/E32

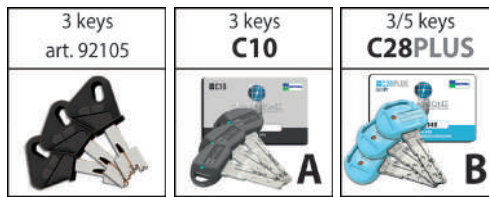
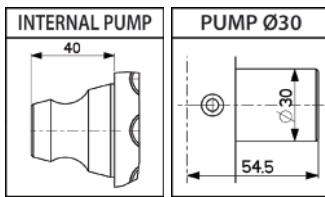
- n. 3/5 keys
- n. 1 escutcheon art. 95148/N
- n. 1 striker plate art. 94335
- n. 2 bar collars art. 99152
- n. 1 clasp art. 99153
- n. 1 floor striker plate art. 99151
- screws and small parts

BARS NOT INCLUDED

FOR ORDERS, ADD TO THE ARTICLE CODE

"A" FOR CHAMPIONS® C10

"B" FOR CHAMPIONS® C28PLUS (specify n° of keys)



30.E10...



Pump Ø30	Pump Ø34	Pump Ø30	Pump Ø34	Pump Ø30	Pump Ø34

Side lock with electric latchbolt and striker plate

Internal opening with key
External pump



30.E12



Pump Ø30	Pump Ø34				

Side lock with electric latchbolt and striker plate

Internal opening with coded key
Double external/internal pump



30.E30...



Pump Ø30	Pump Ø34	Pump Ø30	Pump Ø34	Pump Ø30	Pump Ø34

Three-points with electric latchbolt and striker plate

20 mm bar travel
Internal opening with key
External pump
Bars **NOT** included



<h1>30.E32</h1>						
	Pump Ø30	Pump Ø34				
		<p>Three-points with electric latchbolt and striker plate 20 mm bar travel Internal opening with coded key Double external/internal pump Bars NOT included</p>				

<h1>92.105</h1>	A C E
Blank pump cylinder key A/C/E type stem with metallic blue, green or black grip for all items with pump cylinder. Specify required stem and colour. Package of 25	

Addition for 1 key			
Decrease for 1 key			
Coded key by sample			

LENGTHS EXCEEDING 50 MM ON REQUEST	
60 mm	Lock supplied with external pump-cylinder 60 mm Ø 30 or Ø 34: no price increase
70-80 mm	Lock supplied with external pump-cylinder 70 mm - 80 mm Ø 30 or Ø 34
90-100 mm	Lock supplied with external pump-cylinder 90 mm - 100 mm Ø 30 or Ø 34

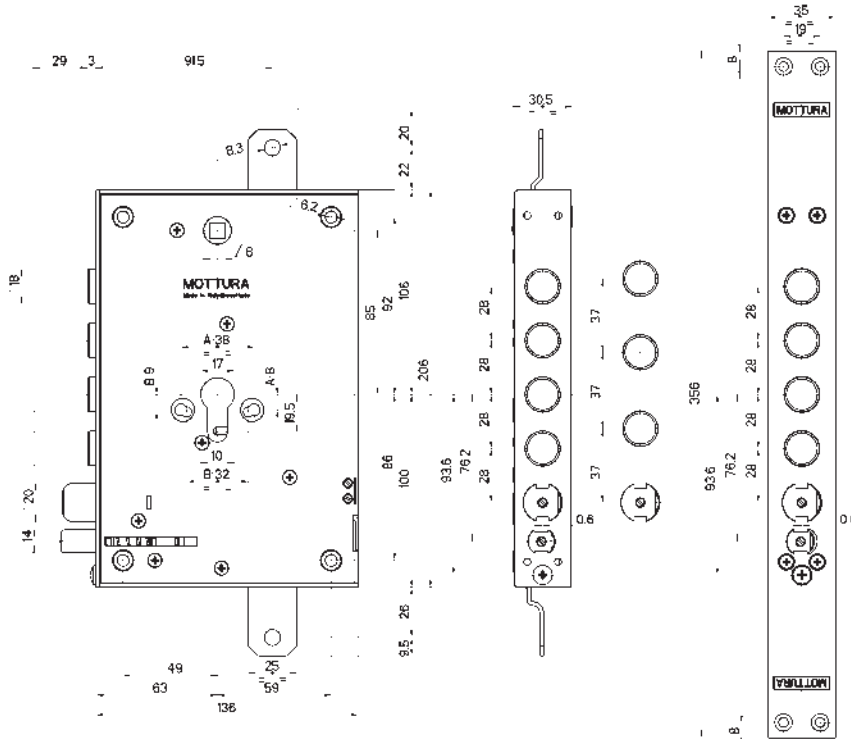
N.B. C10 and C28 version locks are NOT available in "PERSONALIZED PROFILES".

<h2>93.140N</h2>	<h2>94.335</h2>	<h2>99.681</h2>

85 SERIES - VERSION WITH ELECTRIC ACTIVATION LATCHBOLT

85.37ENE

MADE IN ITALY



Characteristics

Variation in centre distance:/28 -/37

- Three-points lock
 - Cylinder and handle backset 63 mm
 - Round bolt Ø 18 mm with 29 mm travel
 - Bar travel 20 mm
 - All articles are supplied either left or right version (specify in the order)
 - Power supply: 12V AC. (transformer 25VA)
- Latchbolt with burglar-proof system**

On request

locks can be supplied with:

- block lever on bolts
- burglar-proof device (cylinder extraction)

Pair with Defender® DF..., TOP SYSTEM, BASIC..

It is RECOMMENDED to use CHAMPIONS® security cylinders



RIM LOCK

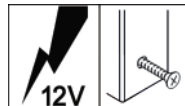
MORTISE-TYPE

85.37ENE..N

85.97ENE..N

- ..N Basic equipment
- ..B Block lever on bolts
- ..T Burglar-proof device
- ..Q Reinforcement on the bolts + Burglar-proof (B+T)

Three-points with latchbolt for electrically activated cylinder
Ø 20 latchbolt activated by cylinder, \square 8 handle square and electrically Reversible latchbolt and pressure actuator.
Plastic striker for pressure actuator INCLUDED.
Cylinders, reinforcements and other accessories are **NOT** included



Note : Locks can be supplied version, version or version (+) on request. Bolts resistance to forcing exceeds 600 Nw required by applicable standards.

Note : the burglar-proof device (+ +) **MUST** always be mounted on the outside side of the door; otherwise, it will **NOT** work. It is always necessary to specify the opening hand.



ON REQUEST

Security locks with block lever on deadbolts



ON REQUEST

(+) Block lever on deadbolts () + Cylinder extraction protection ()



ON REQUEST

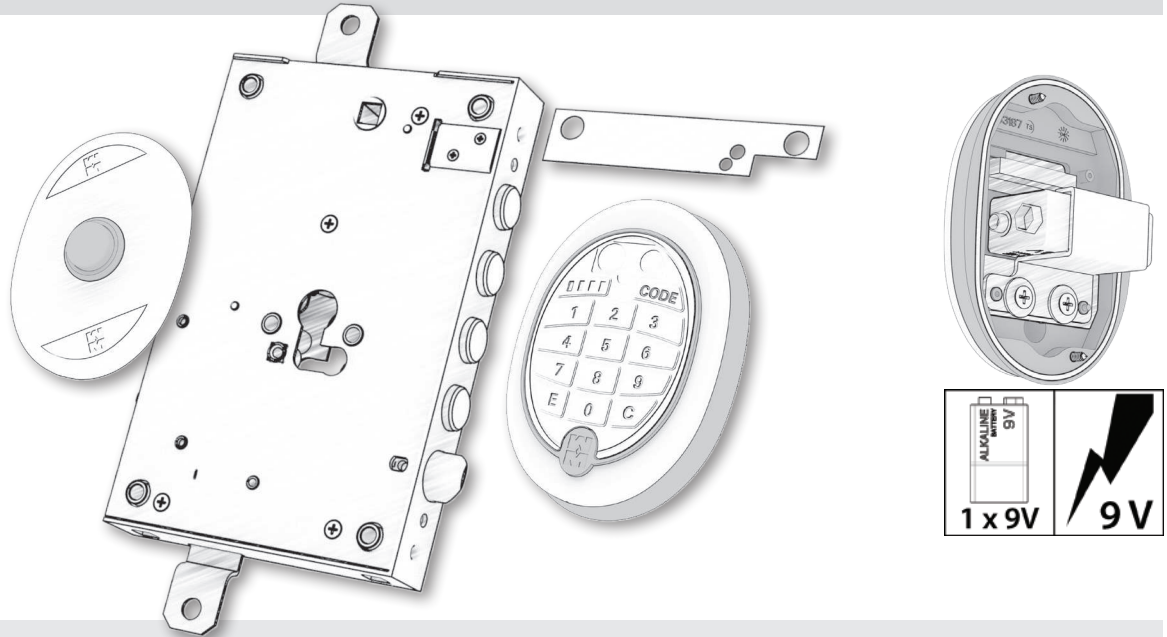
Lock with forced cylinder extraction protection system

Use Defender® MOTTURA

Defender® is a registered trademark of MOTTURA

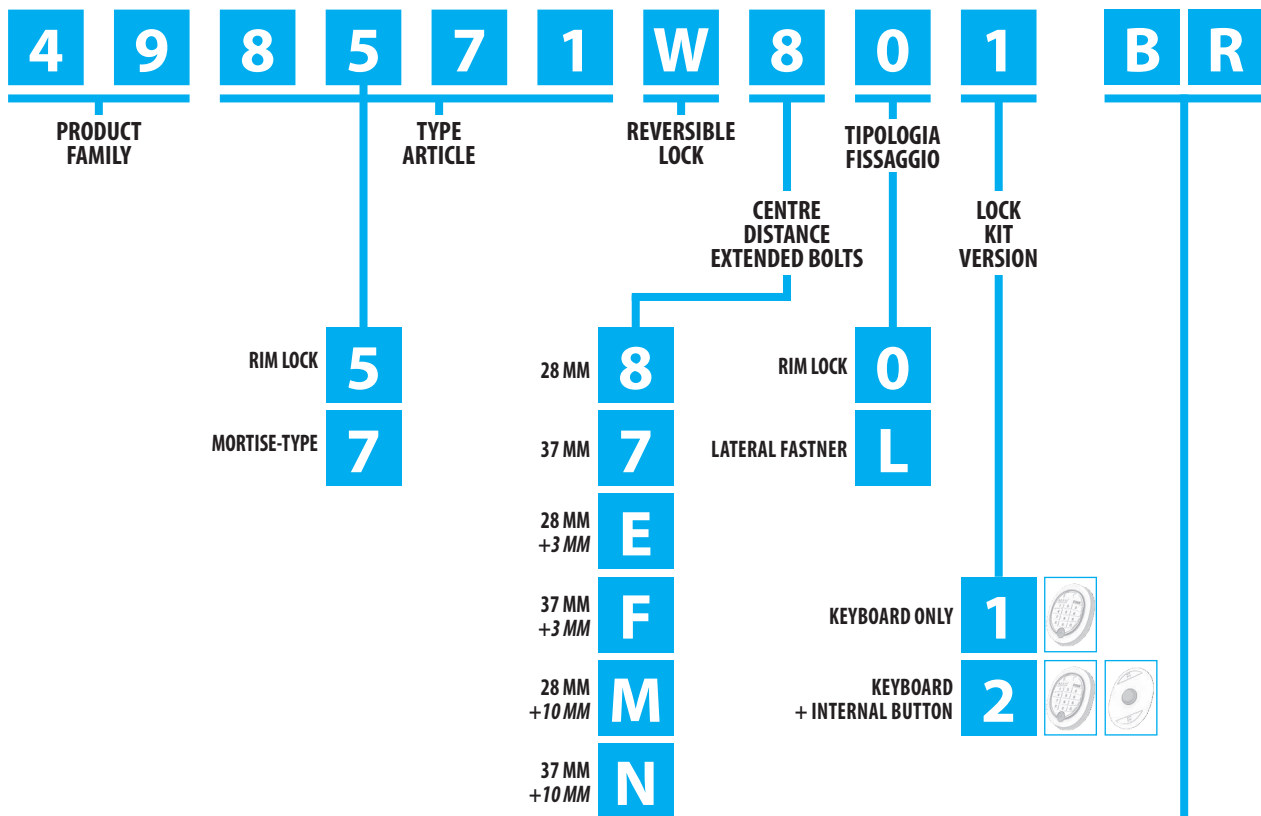


E-BLOCK - LOCK WITH ELECTRIC LOCKING OF THE BARS



POWERED
ELECTRIC LOCKS

THE CODING



FINISHES




ACCESSORIES

99.804..

Finish	
(BR) Bronze	
(CR) Chrome	
(OT) Brass	
(PV) PVD gold	
(AA) Anod. Silver	
(CS) Satin. chrome	

Internal escutcheon OVAL 65 x 90 x 5 mm complete with plastic support with button.



99.805..

Finish	
(BR) Bronze	
(CR) Chrome	
(OT) Brass	
(PV) PVD gold	
(AA) Anod. Silver	
(CS) Satin. chrome	

External escutcheon (70 x 95 x 15 mm) with membrane keyboard and battery holder



99.718

Connecting cable lock - external escutcheon (14 PIN). Cable length approx. 450 mm



99.806

Connecting cable lock - external escutcheon (14 PIN) + internal button (4 PIN). Cable length approx. 450 mm



99.807

Power connection cable Battery / lock Cable length approx. 450 mm



MASTER KEY SYSTEM




Master key system KA (Keyed Alike)

Several cylinders with the same code can be opened with the same key.



Master key system MK (Master Key)

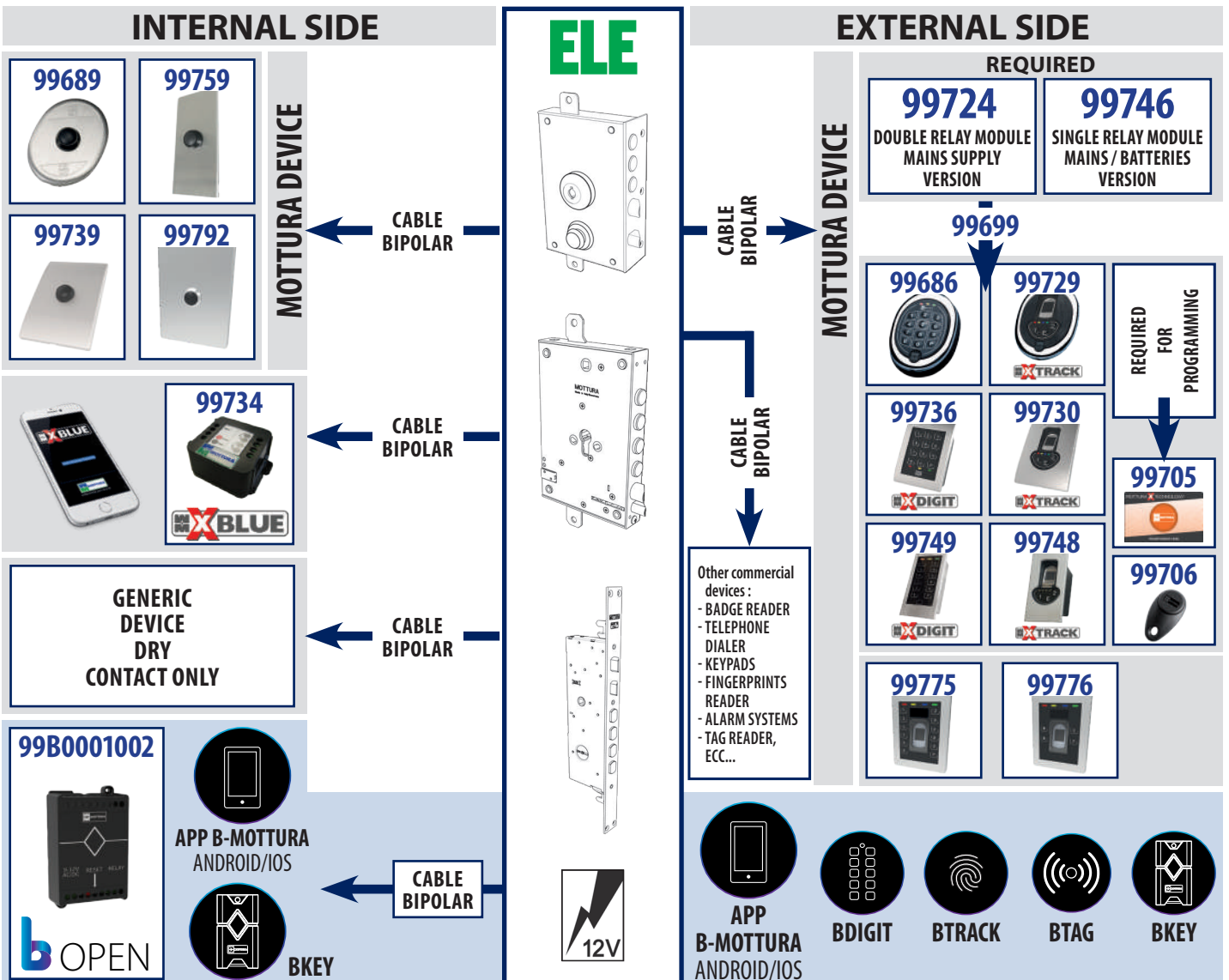
A single master key opens all the cylinders in the system, while each of the individual keys opens its own cylinder.
Maximum number of keys with different combination = 10



Master keyed systems have one card per group (for further information please contact the company)

Important: Outdoor installations need a specific surface treatment to ensure greater weather protection. Please contact the manufacturer for these installations.

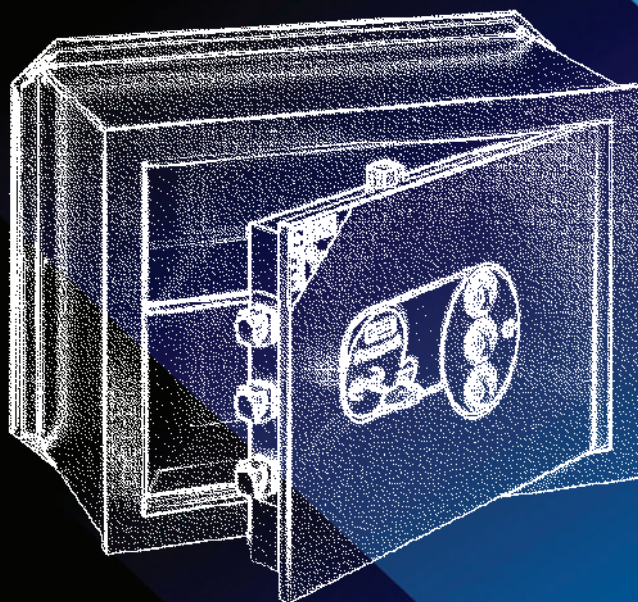
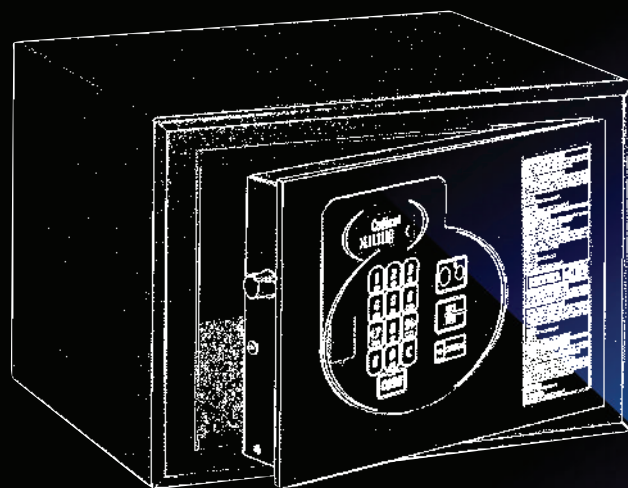
CONFIGURATIONS



SAFES


HOTEL SAFES

HOME SAFES




safeguarding your security

Home Safes Product Certification



GRADE S2 CERTIFICATION FROM ICIM INSTITUTE IN ACCORDANCE WITH STANDARD UNI EN 14450



TESTED EN 1143-1 AGAINST BREAK

HYPER SAFE - Lock with electronic combination system



TESTED EN 1143-1 AGAINST BREAK

HYPER SAFE - Mechanical combination locking



Personal Electronic
Lock with electronic or Rotary combination system



Personal Key locking



Personal Key and mechanical combination locking



Personal Mechanical combination locking



No Problem "Rotary"
Lock with electronic combination system



No Problem Elettronica
Lock with rotary electronic combination system



No Problem
Key and mechanical combination locking



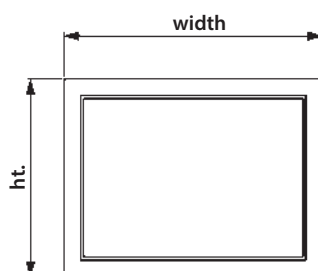
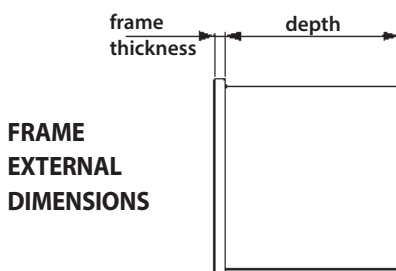
Concret
Key and mechanical combination locking



Cash
Key and mechanical combination locking



Under
Key locking - Key and mechanical combination locking




MOTTURA PATENT



CUPBOARD SAFES FOR HOTEL, RESORT, SHIPS



10



safeguarding your security

AN EXCLUSIVE COLLECTION RENEWED IN THE ELECTRONIC VERSION



Hokey® is a line of safes specific for hotels, resorts and ships, but also suitable for domestic use at home. A leading-edge project that comes from an exclusive design, understood in the broadest sense but also rationalization in dimensions and overall volume with regard to the placing and use.

It is a collection that perfectly combines three fundamental demands:

- ease of installation
- the ability to blend the safe into its surroundings
- great ease of use.

The paint finish with cataphoresis treatment (optional) which ensures a high resistance to corrosion and is advisable for use in particularly difficult environment such as, for example, constant exposure to sea air.

Hokey® safes do not require any masonry work: the back and base are supplied with holes for rapid fixing to walls, cupboards, furnishings and closets. Dowels NOT included

Locking systems

Hokey® safes are available with four types of lock:

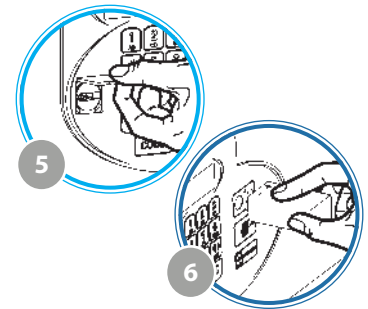
- Electronic with standard MASTER CODE (fig. 1)
- Extractable europrofile cylinder (fig. 2)
- Double-bitted key (fig. 3)
- Double-bitted key and mechanical combination (fig. 4)

The electronic safes features a NEW DESIGN keyboard with low energy consumption multilingual alphanumeric display. They are available in two different versions:

1. **WITH** Emergency mechanical opening with europrofile cylinder near the keyboard (serie HE7900/8000/8020/8100) (fig. 5)
2. **WITHOUT** Emergency mechanical opening with europrofile cylinder (serie HE8010/8030/8110)

All electronic safes have the possibility of opening via external power supply (alkaline battery, type PP3 9 volt) in case of power failure (fig. 6).

For hotel, resort or ship use, the models with extractable cylinder (fig. 2) or double-bitted key only (fig. 3-4) can be supplied with a master key that opens all safes of the same group (HM series).

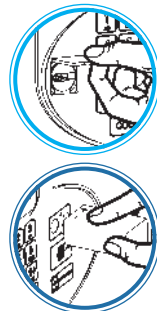


Optional

- Left hand opening, fig. 7 ONLY for HE8000/8010 type

10.HE7900

Locking with electronic combination and emergency mechanical opening with europrofile cylinder (half cylinder CHAMPIONS® C10 type M length mm 31 - C10M310001)



- PIN code (6 digit min - 8 digit max) allows millions of combinations.
- Standard MASTER CODE supplied.
- Keyboard with a new design with multilingual alphanumeric display.
- The door opens automatically once unlocked, thanks to the incorporated spring.
- With every new setting, the system cancels the previous code
- Powered by 6 alkaline batteries "AA" type 1,5 volts.
- Emergency mechanical opening with europrofile cylinder (included) near the keyboard.
- Low energy consumption and no maintenance required.
- Multinational network socket for possible charger (110 to 230 VAC).
- Dowels NOT included

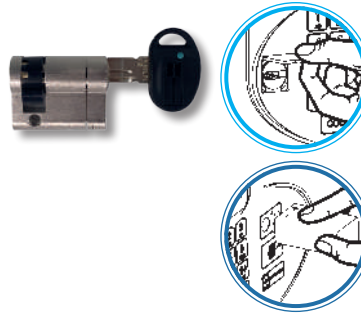
*** Until stocks last**

Electronic

Art.	External frame dimensions in mm			Internal frame dimensions in mm			Door passage dim. in mm		Thickness mm		Weight Kg.	Bolts n°
	height	width	depth	height	width	depth	height	width	Door	Shell		
10.HE7900*	190	430	350	186	426	285	150	325	3	2	14,5	1

10.HE8000

Locking with electronic combination and **emergency mechanical opening with europrofile cylinder** (half cylinder CHAMPIONS® C10 type M length mm 31 - C10M310001)



- PIN code (6 digit min - 8 digit max) allows millions of combinations.
 - Standard MASTER CODE supplied.
 - Keyboard with a new design with multilingual alphanumeric display.
 - Low energy consumption.
 - The door opens automatically once unlocked, thanks to the incorporated spring.
 - With every new setting, the system cancels the previous code.
 - Powered with 6 "AA" 1.5V alkaline batteries. In case of completely discharged batteries, possibility of opening via external battery (alkaline type PP3 9 Volt)
 - Emergency mechanical opening with europrofile cylinder (included) near the keyboard.
 - Shell and frame grey ral 7031.
 - Door with instructions for use in four languages (Italian, English, French and Spanish).
- The vertical format (Art. HE8100) allows to contain large objects such as document dossiers, personal computers, valuable equipment.
Internal shelves with fixed position (welded).

Electronic

Art.	External frame dimensions in mm			Internal frame dimensions in mm			Door passage dim. in mm		Thickness mm		Weight Kg.	Bolts n°
	height	width	depth	height	width	depth	height	width	Door	Shell		
10.HE8000	250	370	280	246	366	233	200	300	6	2	15,5	1
10.HE8020	250	370	400	246	366	353	200	300	6	2	18,1	1
10.HE8100	550	365	450	546	361	400	487	300	6	3	50	2

10.HE8110

Locking with electronic combination **e WITHOUT MECHANICAL RELEASE of emergency**



- PIN code (6 digit min - 8 digit max) allows millions of combinations.
 - Standard MASTER CODE supplied.
 - Keyboard with a new design with multilingual alphanumeric display.
 - Low energy consumption.
 - The door opens automatically once unlocked, thanks to the incorporated spring.
 - With every new setting, the system cancels the previous code.
 - Powered with 6 "AA" 1.5V alkaline batteries. In case of completely discharged batteries, possibility of opening via external battery (alkaline type PP3 9 Volt)
 - Shell and frame grey ral 7031.
 - Door with instructions for use in four languages (Italian, English, French and Spanish).
- The vertical format (Art. HE8110) allows to contain large objects such as document dossiers, personal computers, valuable equipment.
Internal shelves with fixed position (welded).

Electronic

Art.	External frame dimensions in mm			Internal frame dimensions in mm			Door passage dim. in mm		Thickness mm		Weight Kg.	Bolts n°
	height	width	depth	height	width	depth	height	width	Door	Shell		
10.HE8010	250	370	280	246	366	233	200	300	6	2	15,4	1
10.HE8030	250	370	400	246	366	353	200	300	6	2	18	1
10.HE8110	550	365	450	546	361	400	487	300	6	3	50	2

10.HS6500



- Locking with europrofile cylinder
- for 10.HM6000, HS6000, HS6010
(half cylinder CHAMPIONS® C10 type M length mm 31 - C10M310001)
 - for 10.HM6500, HS6500, HS6510
(half cylinder CHAMPIONS® C10 type M length mm 36 - C10M360001)



This model especially offers a double advantage: the comfort of the short key and the possibility of fixing the cylinder in the safe directly by the end user. The europrofile cylinder can be easily removed in case of need, pulling the pivot inside the door. HM... versions are supplied with a master key that opens all safes of the same group.

Lock with europrofile cylinder CHAMPIONS C10 (included)

Art.	External frame dimensions in mm			Internal frame dimensions in mm			Door passage dim. in mm		Thickness mm		Weight Kg.	Bolts n°	
	height	width	depth	height	width	depth	height	width	Door	Shell			
10.HS6000	175	270	225	170	265	177	109	170	3	2	6,6	2	
10.HS6500	250	370	280	246	366	233	200	300	6	2	14,5	2	

Lock with europrofile cylinder (not included)

Art.	External frame dimensions in mm			Internal frame dimensions in mm			Door passage dim. in mm		Thickness mm		Weight Kg.	Bolts n°	
	height	width	depth	height	width	depth	height	width	Door	Shell			
10.HS6010	175	270	225	170	265	177	109	170	3	2	6,5	2	
10.HS6510	250	370	280	246	366	233	200	300	6	2	14,5	2	

Lock with cylinder CHAMPIONS C10 (included) with master key

Art.	External frame dimensions in mm			Internal frame dimensions in mm			Door passage dim. in mm		Thickness mm		Weight Kg.	Bolts n°	
	height	width	depth	height	width	depth	height	width	Door	Shell			
10.HM6000	175	270	225	170	265	177	109	170	3	2	6,6	2	
10.HM6500	250	370	280	246	366	233	200	300	6	2	14,5	2	

10.HS5800

10.HS5000



Lock with double-bitted key



The double-bitted key ensures simplicity and superlative reliability.

Lock with double-bitted key

Art.	External frame dimensions in mm			Internal frame dimensions in mm			Door passage dim. in mm		Thickness mm		Weight Kg.	Bolts n°
	height	width	depth	height	width	depth	height	width	Door	Shell		
10.HS5000	175	270	225	170	265	177	109	170	3	2	6,5	2
10.HS5500	250	370	280	246	366	233	200	300	6	2	14,7	2
10.HS5600	297	415	292	293	411	232	210	315	6	2	19,1	2+2
10.HS5800	495	375	323	491	371	263	390	250	6	2	26	3+2

91.067 CF6

Spare core with **6 levers**
for safes **HOKEY HS5000 / 5500**



91.067 CF7

Spare core with **7 levers**
for safes **HOKEY HS5600/5800**



10.HC5800

10.HC5600



Key and mechanical combination locking




The double-bitted lock ensures total reliability, and is complemented by a mechanical combination system for additional security.

Two different formats specifically created for storing documents, PDAs, cameras etc..

Key and mechanical combination

Art.	External frame dimensions in mm			Internal frame dimensions in mm			Door passage dim. in mm		Thickness mm		Weight Kg.	
	height	width	depth	height	width	depth	height	width	Door	Shell		
10.HC5600	297	415	292	293	411	232	210	315	6	2	20,1	2+2
10.HC5800*	495	375	323	491	371	263	390	250	6	2	27	3+2




*** NOTE** Until stocks last

HOME SAFES

MADE
IN
ITALY

11

SAFES



safeguarding your security

HYPER SAFE - ANTI-CUT - Mechanical combination - Electronic combination

MADE
IN
ITALY

ANTI-CUT SAFE - TESTED AGAINST CUT

DOUBLE the thickness of the door (20 mm) to provide the HIGHEST resistance to any attempted break-in.

A series of protection plates in special ceramic material (with two different densities) with HIGH technology, fixed directly on the door, give the safe a high RESISTANCE - HIGH RESISTANCE TO HIGH TEMPERATURES, WEAR AND CUT. The lock is further away from the external profile and therefore less attackable with commonly used tools. Manganese protection extended to the front bolts, visible in detail. Shaped latches with patented Mottura profile.

- Version with 4-knob mechanical dialler for an exponential increase in combinations.



- Electronic version with motorized bolt movement, an internal LED light turns on automatically when the safe is open.

Horizontal (art.11.7220 - 11.7225 - 11.7320 - 11.7325) and vertical (art.11.7420 - 11.7425) layout.

NEW COLORS - The external gray contrasts with the amaranth of the lock and the internal shelf always supplied.

Door thickness 20 mm; frame thickness 12 mm. One internal shelf supplied.

EN 1143-1 TESTED against cut



Mechanical combination

Article	External frame dimensions in mm			Internal frame dimensions in mm			Door passage dim. in mm		Rear dim. in mm		Weight [Kg]	Locking bolts	
	height	width	depth	height	width	depth	height	width	height	width		horiz.	vert.
11.7220	290	410	205	275	395	135	210	270	340	450	26,5	2	2
11.7225	290	410	250	275	395	185	210	270	340	450	28	2	2
11.7420	490	370	205	475	355	135	390	205	530	410	37	3	2
11.7425	490	370	250	475	355	185	390	205	530	410	38,5	3	2

Electronic ①

11.7320	290	410	205	275	395	135	210	270	340	450	26,5	2	2
11.7325	290	410	250	275	395	185	210	270	340	450	28	2	2

SECURITY




SECURITY¹
highest level
of resistance
to cut



SECURITY²
highest level of protection
on the lock and on the
combination system



SECURITY³
highest level
of resistance
to break in



SECURITY⁴
highest level
of resistance of
bolts

Personal ELECTRONIC - Lock with electronic combination system



SAFE CERTIFIED ACCORDING TO UNI EN 14450, CLASS S2, BY ICIM

Keypad electronic combination - "Rotary" electronic combination. The electronic combination echoes the layout of the classic mechanical coaxial wheel combination, reinterpreted in a more contemporary design. Completely revised electronics. Motorised movement of MM shaped bolts.
External manganese protection extended to protect front bolts (as shown in the photo). An internal LED light switches on automatically when the safe is open.
Built-in model with electronic combination locking. Supplied with 1 internal shelf.
Horizontal (art. 11.3515 - 11.3730) and vertical (11.3845) layout. Door thickness 10 mm; frame thickness 12 mm.



Electronic ① Possibility of version with double code - add M to the article code

Article	External frame dimensions in mm			Internal frame dimensions in mm			Door passage dim. in mm		Rear dim. in mm		Weight [Kg]	Locking bolts	
	height	width	depth	height	width	depth	height	width	height	width		horiz.	vert.
11.3115	230	350	150	215	335	95	150	225	270	390	15,5	2	2
11.3120	230	350	200	215	335	145	150	225	270	390	16,5	2	2
11.3220	290	410	200	275	395	145	205	285	330	450	23	2	2
11.3320	360	460	200	345	445	145	280	335	400	500	30,5	3	2
11.3125	230	350	250	215	335	195	150	225	270	390	17,5	2	2
11.3225	290	410	250	275	395	195	205	285	330	450	24,5	2	2
11.3325	360	460	250	345	445	195	280	335	400	500	32,5	3	2
11.3440	490	370	200	475	355	155	390	225	525	405	32,7	3	2
11.3445	490	370	250	475	355	205	390	225	525	405	31,5	3	2
11.3330	360	460	300	345	445	245	280	335	400	500	34	3	2

Rotary electronic ②

11.3515	230	350	150	215	335	95	150	225	270	390	15,5	2	2
11.3520	230	350	200	215	335	145	150	225	270	390	16,5	2	2
11.3620	290	410	200	275	395	145	205	285	330	450	23	2	2
11.3720	360	460	200	345	445	145	280	335	400	500	30,5	3	2
11.3525	230	350	250	215	335	195	150	225	270	390	17,5	2	2
11.3625	290	410	250	275	395	195	205	285	330	450	24,5	2	2
11.3725	360	460	250	345	445	195	280	335	400	500	32,5	3	2
11.3845	490	370	250	475	355	205	390	225	525	405	31,5	3	2
11.3730	360	460	300	345	445	245	280	335	400	500	34	3	2



NOTE: The small safes 11.3115 / 20/25 - 11.3515 / 20/25 use flat vertical bolts NOT shaped bolt.

Personal - With key and mechanical combination lock



SAFE CERTIFIED ACCORDING TO UNI EN 14450, CLASS S2, BY ICIM


Built-in model with key + mechanical combination locking.

MM shaped bolts. External manganese protection extended to protect front bolts (as shown in the photo).

Horizontal (art. 11.2115 - 11.2340) and vertical (11.2420/40/45- 11.2525/30) layout. Door thickness 10 mm; frame thickness 12 mm

For art. 11.2525 and 11.2530, door thickness 12 mm; frame thickness 15 mm.

Supplied with: 2 keys 40 mm stem art. 92297/5 - 1 internal shelf.



key and mechanical combination



Article	External frame dimensions in mm			Internal frame dimensions in mm			Door passage dim. in mm		Rear dim. in mm		Weight [Kg]	Locking bolts	
	height	width	depth	height	width	depth	height	width	height	width		horiz.	vert.
11.2115	230	350	150	215	335	95	150	225	270	390	16	2	2
11.2215	290	410	150	275	395	95	205	285	330	450	22,5	2	2
11.2120	230	350	200	215	335	145	150	225	270	390	17	2	2
11.2220	290	410	200	275	395	145	205	285	330	450	23,5	2	2
11.2320	360	460	200	345	445	145	280	340	400	500	31	3	2
11.2420	430	295	200	415	280	155	335	155	470	330	25	3	2
11.2440	490	370	200	475	355	155	390	225	525	405	30	3	2
11.2125	230	350	250	215	335	195	150	225	270	390	18	2	2
11.2225	290	410	250	275	395	195	205	285	330	450	25	2	2
11.2325	360	460	250	345	445	195	280	340	400	500	33	3	2
11.2425	430	295	250	415	280	205	335	155	470	330	26	3	2
11.2445	490	370	250	475	355	205	390	225	525	405	32	3	2
11.2525	680	480	250	665	465	195	580	335	725	525	78	4	2
11.2130	230	350	300	215	335	245	150	225	270	390	19	2	2
11.2230	290	410	300	275	395	245	205	285	330	450	26,5	2	2
11.2330	360	460	300	345	445	245	280	340	400	500	35	3	2
11.2530	680	480	300	665	465	245	580	335	725	525	79	4	2
11.2340	360	460	400	345	445	345	280	340	400	500	37	3	2



NOTE

The small safes 11.2115/20/25/30 use flat vertical bolts
NOT shaped bolt.

Personal - With key

MADE
IN
ITALY

SAFE CERTIFIED ACCORDING TO UNI EN 14450, CLASS S2, BY ICIM

Built-in model with key locking.

MM shaped bolts. External manganese protection extended to protect front bolts (as shown in the photo).

Horizontal (art. 11.1115 - 11.1330) and vertical (11.1420/40/45- 11.1525/30) layout. Door thickness 10 mm; frame thickness 12 mm

For art. 11.1525 and 11.1530, door thickness 12 mm; frame thickness 15 mm.

Supplied with: 2 keys 40 mm stem art. 92297/5 - 1 internal shelf.



Key



Article	External frame dimensions in mm			Internal frame dimensions in mm			Door passage dim. in mm		Rear dim. in mm		Weight [Kg]	Locking bolts	
	height	width	depth	height	width	depth	height	width	height	width		horiz.	vert.
11.1115	230	350	150	215	335	95	150	225	270	390	15	2	2
11.1120	230	350	200	215	335	145	150	225	270	390	16	2	2
11.1220	290	410	200	275	395	145	205	285	330	450	22,5	2	2
11.1320	360	460	200	345	445	145	280	340	400	500	30	3	2
11.1420	430	295	200	415	280	155	335	155	470	330	24	3	2
11.1440	490	370	200	475	355	155	390	225	525	405	29	3	2
11.1125	230	350	250	215	335	195	150	225	270	390	17	2	2
11.1225	290	410	250	275	395	195	205	285	330	450	24	2	2
11.1325	360	460	250	345	445	195	280	340	400	500	32	3	2
11.1425	430	295	250	415	280	205	335	155	470	330	25	3	2
11.1445	490	370	250	475	355	205	390	225	525	405	31	3	2
11.1525	680	480	250	665	465	195	580	335	725	525	77	4	2
11.1230	290	410	300	275	395	245	205	285	330	450	25,5	2	2
11.1330	360	460	300	345	445	245	280	340	400	500	34	3	2
11.1530	680	480	300	665	465	245	580	335	725	525	78	4	2



NOTE

The small safes 11.1115/20/25 use flat vertical bolts NOT shaped bolt.

Personal - With mechanical combination lock

MADE
IN
ITALY

SAFE CERTIFIED ACCORDING TO UNI EN 14450, CLASS S2, BY ICIM

Built-in model with 4-dial mechanical combination locking.

MM shaped bolts. External manganese protection extended to protect front bolts (as shown in the photo).

Horizontal (art. 11.5115 - 11.5330) and vertical (art. 11.5525/30) layout. Door thickness 10 mm; frame thickness 12 mm

For art. 11.5525 and 11.5530, door thickness 12 mm; frame thickness 15 mm.

Supplied with 1 internal shelf.



Mechanical combination

Article	External frame dimensions in mm			Internal frame dimensions in mm			Door passage dim. in mm		Rear dim. in mm		Weight [Kg]	Locking bolts	
	height	width	depth	height	width	depth	height	width	height	width		horiz.	vert.
11.5115	230	350	150	215	335	95	150	225	270	390	16	2	2
11.5215	290	410	150	275	395	95	205	285	330	450	22,5	2	2
11.5120	230	350	200	215	335	145	150	225	270	390	17	2	2
11.5220	290	410	200	275	395	145	205	285	330	450	23,5	2	2
11.5320	360	460	200	345	445	145	280	340	400	500	31	3	2
11.5125	230	350	250	215	335	195	150	225	270	390	18	2	2
11.5225	290	410	250	275	395	195	205	285	330	450	25	2	2
11.5325	360	460	250	345	445	195	280	340	400	500	33	3	2
11.5525	680	480	250	665	465	195	580	335	725	525	76	4	2
11.5230	290	410	300	275	395	245	205	285	330	450	26,5	2	2
11.5330	360	460	300	345	445	245	280	340	400	500	35	3	2
11.5530	680	480	300	665	465	245	580	335	725	525	77	4	2



NOTE

The small safes 11.5115/20/25 use flat vertical bolts NOT shaped bolt.

No Problem - With key and mechanical combination - electronic combination - Rotary

MADE IN ITALY

SAFE CERTIFIED ACCORDING TO UNI EN 14450, CLASS S2, BY ICIM

Free standing models, available in the following versions:

Key and mechanical combination - Keypad electronic combination - "Rotary" electronic combination.


Manganese protection extended to protect front bolts. Motorised movement of MM shaped bolts (electronic version).

With no masonry work necessary for installation and with anchor points (supplied) for securing to both the wall and the floor, this series of safes offers a practical solution to all installation problems. The safe is encased entirely in three layers of steel;


the central layer of models 11.KC 545, 11.KE 545, 11.KE 945 consists of a manganese plate.

Door thickness 10 mm; frame thickness 12 mm. For art. 11.KC 545, 11.KE 545, 11.KE 945: door thickness 12 mm, frame thickness 15 mm.

Key/Combination version supplied with: 2 keys 40 mm stem art. 92297/5 - 1 internal shelf.



Key and mechanical combination ①



Article	External frame dimensions in mm			Internal frame dimensions in mm			Door passage dim. in mm		Weight [Kg]	Locking bolts	
	height	width	depth	height	width	depth	height	width		horiz.	vert.
11.KC 130	235	355	230	215	335	165	150	230	35	2	2
11.KC 233	295	415	285	275	395	210	210	290	51	2	2
11.KC 444	495	375	325	475	355	260	390	230	74	3	2
11.KC 545	685	485	385	665	465	305	580	330	139	4	2

Electronic ②

11.KE 130	235	355	230	215	335	165	150	230	35	2	2
11.KE 233	295	415	285	275	395	210	210	290	51	2	2
11.KE 444	495	375	325	475	355	260	390	230	74	3	2
11.KE 545	685	485	385	665	465	305	580	330	139	4	2

Electronic ROTARY ③

11.KE 530	235	355	230	215	335	165	150	230	35	2	2
11.KE 633	295	415	285	275	395	210	210	290	51	2	2
11.KE 844	495	375	325	475	355	260	390	230	74	3	2
11.KE 945	685	485	385	665	465	305	580	330	139	4	2



NOTE

The small safes 11.KC130/KE130/KE530 use flat vertical bolts NOT shaped bolt.

Concret - With key and mechanical combination

MADE
IN
ITALY

SAFE CERTIFIED ACCORDING TO UNI EN 14450, CLASS S2, BY ICIM

Concrete reinforced model for floor or wall installation (or in specific cabinets) with key and mechanical combination locking.

MM SHAPED bolts. External manganese protection extended to protect front bolts (as shown in the photo).

External protection by a 35 mm thick layer of quartz-reinforced concrete surrounding the entire safe.

For art. 11.C130N, 11.C233N, 11.C338N, door thickness 10 mm; frame thickness 12 mm.

For art. 11.C545N, door thickness 12 mm; frame thickness 15 mm.

Supplied with: 2 keys 40 mm stem art. 92297/5 - 1 internal shelf.



Key and mechanical combination



Article	External frame dimensions in mm			Internal frame dimensions in mm			Door passage dim. in mm		Weight [Kg]	Locking bolts	
	height	width	depth	height	width	depth	height	width		horiz.	vert.
11.C 130N	295	410	310	220	335	220	150	220	64.5	2	2
11.C 233N	350	470	350	275	395	250	210	280	83.5	2	2
11.C 338N	420	520	400	345	445	300	280	330	132	3	2
11.C 545N	740	540	455	665	465	350	580	310	220.5	4	2



NOTE

The small safes 11.C130N use flat vertical bolts NOT shaped bolt.

Cash - With key and mechanical combination

MADE
IN
ITALY

SAFE CERTIFIED ACCORDING TO UNI EN 14450, CLASS S2, BY ICIM

Free standing model with key + mechanical combination locking. MM SHAPED bolts.

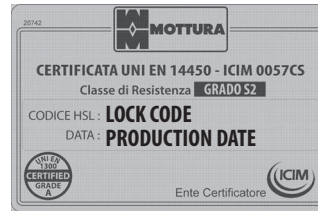
External manganese protection extended to protect front bolts (as shown in the photo).

Concrete model with 100x10 mm coin slot on the top, for all applications requiring continuous protection of takings and cash.

External protection by a 35 mm thick layer of quartz-reinforced concrete surrounding the entire safe.

Door thickness 10 mm; frame thickness 12 mm.

Supplied with: 2 keys 40 mm stem art. 92297/5



Key and mechanical combination



Article	External frame dimensions in mm			Internal frame dimensions in mm			Door passage dim. in mm		Weight [Kg]	Locking bolts	
	height	width	depth	height	width	depth	height	width		horiz.	vert.
11.C 132N	295	410	310	220	335	220	150	220	64.5	2	2

Under - Key - Key and mechanical combination

MADE
IN
ITALY

SAFE CERTIFIED ACCORDING TO UNI EN 14450, CLASS S2, BY ICIM

Recessed floor model with key and key + mechanical combination locking. MM shaped bolts.

External manganese protection extended to protect front bolts (as shown in the photo).

Safe with top door for installation under floor level.

The opening side of this model has an external protection that offers easy levelling with any type of floor.

Door thickness 10 mm; frame thickness 12 mm.

Supplied with: 2 keys 40 mm stem art. 92297/5



Key ①



Article	External frame dimensions in mm			Internal frame dimensions in mm			Door passage dim. in mm		Weight [Kg]	Locking bolts	
	height	width	depth	height	width	depth	height	width		horiz.	vert.
11.1131	265	385	325	230	350	220	150	230	24	2	2
11.1231	325	445	325	290	410	220	210	290	31	2	2
11.1331	395	495	325	360	460	220	280	340	40	2	2

Key and mechanical combination ②

11.2131	265	385	325	230	350	220	150	230	24	2	2
11.2231	325	445	325	290	410	220	210	290	31	2	2
11.2331	395	495	325	360	460	220	280	340	40	2	2



NOTE

The small safes 11.1131/2131 use flat vertical bolts NOT shaped bolt.

Special - Key and electronic combination

Built-in model in key version with Ø16 mm bolts or electronic combination with Ø20 mm motorised bolts.
 Exterior finish in gloss midnight blue; single-piece weldless frame;
 new hinges for increased door aperture angle.
 Horizontal (art. 11.6311 - 11.6643) and vertical (art. 11.6372) layout. Door thickness 8 mm; frame thickness 8 mm.
 Key version supplied with: 2 keys 40 mm stem art. 92293/5
 Art. 11.6331-6332-6342-6333-6343-6372-6642-6643 supplied with 1 internal shelf.



Key ①



Article	External frame dimensions in mm			Internal frame dimensions in mm			Door passage dim. in mm		Rear dim. in mm		Weight [Kg]	Locking bolts	
	height	width	depth	height	width	depth	height	width	height	width		horiz.	vert.
11.6311	170	265	150	145	235	110	100	175	195	280	7	2	-
11.6321	200	290	150	175	265	110	100	175	215	300	8,5	2	-
11.6331	240	330	150	215	305	110	140	230	255	340	10,5	2	-
11.6312	170	265	200	145	235	160	100	175	195	280	7,5	2	-
11.6322	200	290	200	175	265	160	100	175	215	300	9	2	-
11.6332	240	330	200	215	305	160	140	230	255	340	11,5	2	-
11.6342	290	390	200	265	365	150	190	290	305	400	14,5	2	-
11.6323	200	290	250	175	265	210	100	175	215	300	10,5	2	-
11.6333	240	330	250	215	305	210	140	230	255	340	12,5	2	-
11.6343	290	390	250	265	365	200	190	290	305	400	15,5	2	-
11.6372	330	240	200	305	215	160	225	135	340	260	11,5	3	-

Electronic ②

11.6642	290	390	200	265	365	150	190	290	305	400	15,5	2	-
11.6643	290	390	250	265	365	200	190	290	305	400	15,5	2	-

P3107



11.1115
11.1120
11.1125
11.2115
11.2120
11.2125
11.2130
11.5115
11.5120
11.5125
11.3115
11.3120
11.3125
11.3515
11.3520
11.3525

Stand for 1 safe.
For the **PERSONAL** series

P3108



11.1420 - 11.1425
11.2420 - 11.2425

11.1440 - 11.1445 - 11.2440
11.2445 - 11.3445

11.1525 - 11.1530 - 11.2525
11.2530 - 11.5525 - 11.5530

Stand for 3 safes.
For the **PERSONAL** series, vertical models.

P3109



11.1115 - 11.1120 - 11.1125 - 11.2115
11.2120 - 11.2125 - 11.2130 - 11.5115
11.5120 - 11.5125 - 11.3115 - 11.3120
11.3125 - 11.3515 - 11.3520 - 11.3525

11.1115 - 11.1120 - 11.1125 - 11.2115
11.2120 - 11.2125 - 11.2130 - 11.5115
11.5120 - 11.5125 - 11.3115 - 11.3120
11.3125 - 11.3515 - 11.3520 - 11.3525

11.1215 - 11.1220 - 11.1225 - 11.1230
11.2215 - 11.2220 - 11.2225 - 11.2230
11.5215 - 11.5220 - 11.5225 - 11.5230
11.3220 - 11.3225 - 11.3620 - 11.3625

11.1215 - 11.1220 - 11.1225 - 11.1230
11.2215 - 11.2220 - 11.2225 - 11.2230
11.5215 - 11.5220 - 11.5225 - 11.5230
11.3220 - 11.3225 - 11.3620 - 11.3625

11.1320 - 11.1325 - 11.1330 - 11.1340
11.2320 - 11.2325 - 11.2330 - 11.2340
11.3320 - 11.3325 - 11.3330 - 11.5320
11.5325 - 11.5330 - 11.3720 - 11.3725
11.3730

Stand for 5 safes.
For the **PERSONAL** series.

P3110



11.6311 - 11.6312

11.6321 - 11.6322 - 11.6323

11.6331 - 11.6332 - 11.6333

11.1115 - 11.1120 - 11.1125 - 11.2115
11.2120 - 11.2125 - 11.2130 - 11.5115
11.5120 - 11.5125 - 11.3115 - 11.3120
11.3125 - 11.3515 - 11.3520 - 11.3525

11.1215 - 11.1220 - 11.1225 - 11.1230
11.2215 - 11.2220 - 11.2225 - 11.2230
11.5215 - 11.5220 - 11.5225 - 11.5230
11.3220 - 11.3225 - 11.3620 - 11.3625

11.1320 - 11.1325 - 11.1330 - 11.1340
11.2320 - 11.2325 - 11.2330 - 11.2340
11.3320 - 11.3325 - 11.3330 - 11.5320
11.5325 - 11.5330 - 11.3720 - 11.3725
11.3730

Stand for 6 safes.
For the **SPECIAL, PERSONAL** series combined.

P3111/N



11.6372

11.6311 - 11.6312

11.6311 - 11.6312

11.6321 - 11.6322 - 11.6323

11.6331 - 11.6332 - 11.6333

11.6342 - 11.6343 - 11.6642 - 11.6643

Stand for 6 safes.
For the **SPECIAL** series

P3114



11.KC 130 - 11.KE 130 - 11.KE 530

11.KC 233 - 11.KE 233 - 11.KE 633

11.KC 444 - 11.KE 444 - 11.KE 844

Stand for 3 safes.
For the **NO PROBLEM** series.

P3117



11.3115 - 11.3120 - 11.3125
11.3515 - 11.3520 - 11.3525

11.3220 - 11.3225
11.3620 - 11.3625

11.3320 - 11.3325 - 11.3330
11.3720 - 11.3725 - 11.3730

11.3445

Stand for 4 safes.
For the **PERSONAL** series.

P3118



11.1115 - 11.1120 - 11.1125 - 11.2115
11.2120 - 11.2125 - 11.2130 - 11.3115
11.3120 - 11.3125 - 11.5115 - 11.5120
11.5125 - 11.3515 - 11.3520 - 11.3525


11.6642 - 11.6643 - 11.6342 - 11.6343

11.KC 130 - 11.KE 130 - 11.KE 530

11.KC 130 - 11.KE 130 - 11.KE 530
11.KC 233 - 11.KE 233 - 11.KE 633

Stand for 4 safes.
For the **SPECIAL, PERSONAL, NO PROBLEM** series.

RIM LOCKS MORTISE LOCKS



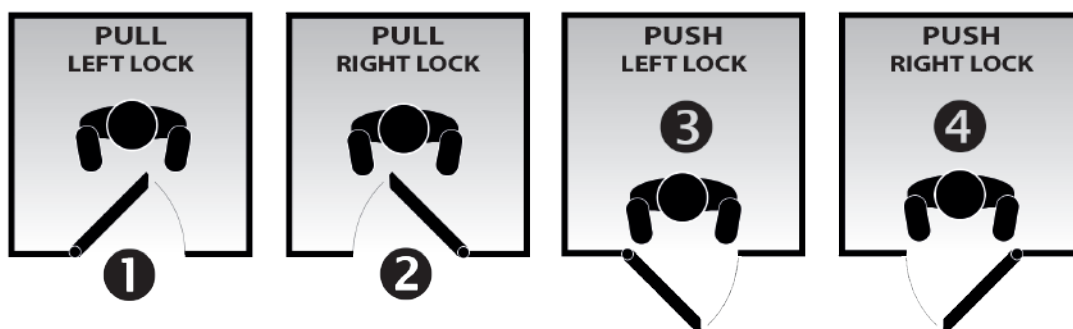
safeguarding your security

1 Lock	2 Lock - Bars 2 bar collars Floor striker plate	3 Lock - Bars Switchlock Bar collar	4 Lock 2 switchlocks Bars	5 Lock - 2 switchlocks Bars Floor striker plate
			NOTE: figures are purpose of example only	
6 Lock - Bars Switchlock 4 bar collars 2 Floor striker plates	7 Lock 2 switchlocks - Bars 2 Floor striker plates 2 bar collars	8 Lock - 4 switchlocks 2 bars - Switchlock 2 Floor striker plates		

	SIDE LOCK DX	THREE-POINTS LOCK DX	FIVE-POINTS LOCK DX
WITHOUT LATCHBOLT			
WITH LATCHBOLT			


DOOR OPENING SIDE

To facilitate ordering, 4 door opening possibilities are illustrated.



DOUBLE-BITTED RIM LOCKS

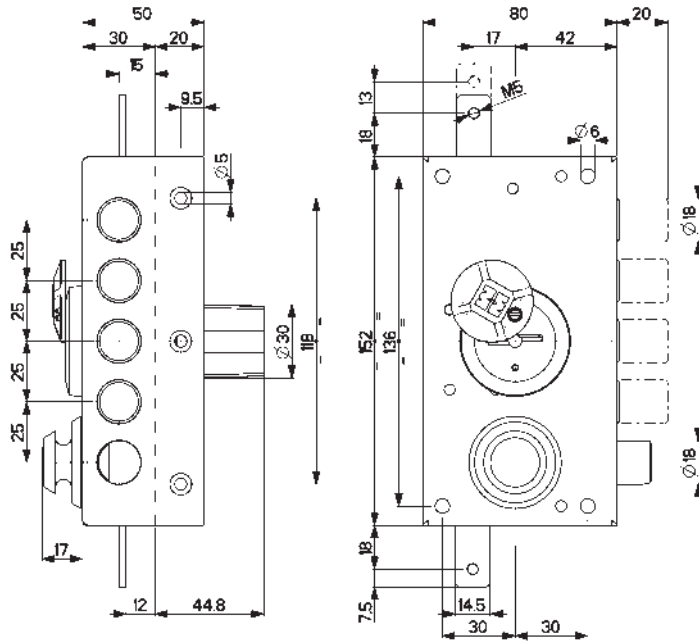
20



safeguarding your security

20.537

MADE IN ITALY



Characteristics

- Side or three-points locks
- 42 mm backset
- 20 mm bolts travel
- All items are supplied left-hand and right-hand (specify in the order)
- Single finish: Bronze enamelled

Supplied with :

Side locks - art. 20507/517

- n. 3 keys 60 mm stem, art. 92106
- n. 1 escutcheon art. 95215
- n. 1 striker plate art. 94293
- screws and small parts

Three-points locks - art. 20527/537

- n. 3 keys 60 mm stem, art. 92106
- n. 1 escutcheon art. 95215
- n. 1 striker plate art. 94293
- n. 2 bar collars art. 99292
- n. 1 clasp art. 99289
- n. 1 floor striker plate art. 99151
- screws and small parts

BARS NOT INCLUDED

Suitable with art. 93291


Important: Outdoor installations need a specific surface treatment to ensure greater protection against atmospheric agents. Please contact the manufacturer for these installations.

20.507

Finish

Bronze enamelled

Side lock

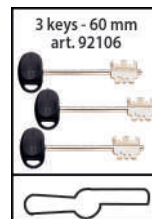


20.517

Finish

Bronze enamelled

Side lock with latch bolt



20.527



Bars **NOT** included







Finish

Bronze enamelled

Three-points lock
Bar travel 13 mm



20.537	Bars NOT included		
Finish			
Bronze enamelled			
Three-points lock with latch bolt Bar travel 13 mm			

ON REQUEST REVERSED LATCH (ADD "R" TO THE CODE)		94.293	94.293A
99.135517D/S			
			
93.291	93.291L	96.293	
			

20.511

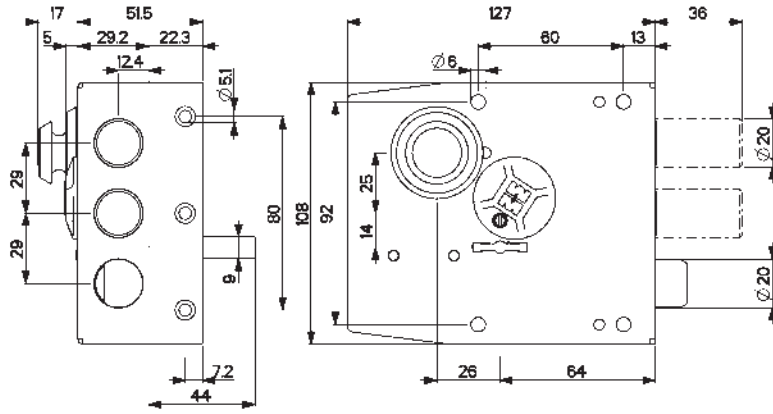


Characteristics

- Side locks
- 63 mm backset
- 36 mm bolts travel
- All items are supplied left-hand and right-hand (specify in the order)
- Finish: Brown enamelled

Supplied with :

- n. 3 keys 60 mm stem, art. 92106/5
- n. 1 escutcheon art. 95223
- n. 1 striker plate art. 94128
- screws and small parts




20.501

Finish

Brown enamelled

Side lock



20.511

Finish

Brown enamelled

Side lock with latch bolt



ON REQUEST REVERSED LATCH (ADD "R" TO THE CODE)

99.135511D/S

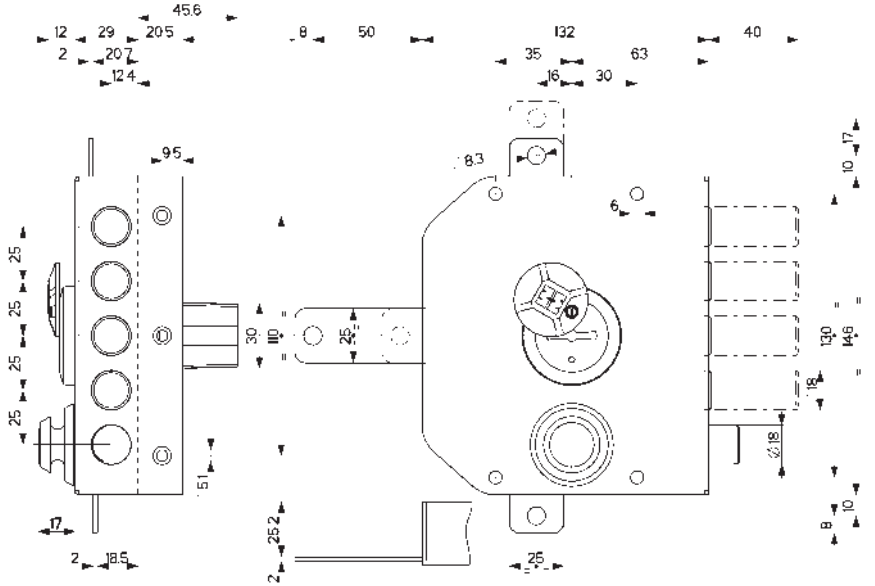


94.128



20.550

MADE IN ITALY



Characteristics

- Side, three-points or five-points locks
- 63 mm backset
- 40 mm bolts travel
- All items are supplied left-hand and right-hand (specify in the order)
- Finish: Brown enamelled

Supplied with :

Side locks - art. 20500/510

- n. 3 keys 60 mm, art. 92315/4
- n. 1 escutcheon art. 95147/4
- n. 1 striker plate art. 94122
- screws and small parts

Three-points locks- art. 20520/530

- n. 3 keys 60 mm, art. 92315/4
- n. 1 escutcheon art. 95147/4
- n. 1 striker plate art. 94122
- n. 2 bar collars art. 99152
- n. 1 clasp art. 99153
- n. 1 floor striker plate art. 99151
- screws and small parts

Five-points locks - art. 20540/550

- n. 3 keys 60 mm, art. 92315/4
- n. 1 escutcheon art. 95147/4
- n. 1 striker plate art. 94122
- n. 2 bar collars art. 99152
- n. 1 clasp art. 99153
- n. 1 floor striker plate art. 99151
- screws and small parts

BARS AND SWITCHLOCK NOT INCLUDED

20.500

Finish

Brown enamelled

Side lock



20.510

Finish

Brown enamelled

Side lock with latch bolt



20.520

Bars **NOT** included








Finish

Brown enamelled








Three-points lock
Bar travel 17 mm



20.530	Bars NOT included		
Finish Brown enamelled Three-points lock with latchbolt Bar travel 17 mm			
20.540	Bars and switchlocks NOT included		
Finish Brown enamelled Five-points lock Bar travel 17 mm			
20.550	Bars and switchlocks NOT included		
Finish Brown enamelled Five-points lock with latchbolt Bar travel 17 mm			

ON REQUEST REVERSED LATCH (ADD "R" TO THE CODE)	93.140	93.141	96.143
99.135530D/S			
			
94.122	94.122M	94.125	
			

FOR ACCESSORIES AND SPARE PARTS SERIES 20 REFER TO


	SPARE LEVER SETS 91	92 KEYS	
	BARS 93	94 STRIKER PLATES	
	ESCUTCHEONS 95	96 SWITCHLOCKS	
	VARIOUS ACCESSORIES 99		

MADE
IN
ITALY

PUMP CYLINDER RIM LOCKS



30




RIM LOCKS



safeguarding your security



SERIES 30 LOCKS - CAN BE PROVIDED IN VARIOUS TYPES



<p>Pump cylinder frontal levers, independent spring. NON-RESTRICTED key duplication</p>	<p>CHAMPIONS® C10 Pump cylinder NON-RESTRICTED key duplication</p>	<p>CHAMPIONS® C28PLUS Pump cylinder PROTECTED key duplication</p>
		







For orders add to the "A" item code to C10, or "B" for C28PLUS


Example : **30630VD5A x C10**
30630VD5B x C28PLUS

3 keys C10	3/5 keys C28PLUS
 A	 B

92.105	 
<p>Blank pump cylinder key A/C/E type profile with metallic blue, green or black grip for all items with pump cylinder. Specify required profile and colour. Package of 25</p>	

92.C10B0	
<p>Blank key for pump cylinder CHAMPIONS® C10. Package of 25 NON-RESTRICTED key duplication</p>	

		 C 10	 C28PLUS
Addition for 1 key			
Decrease for 1 key			
Coded key by sample			

92.CP8D0	
<p>Reserved to Mottura club</p>	
<p>Blank key for pump cylinder CHAMPIONS® C28PLUS. PROTECTED key duplication</p>	

LENGTHS EXCEEDING 50 MM ON REQUEST	
60 mm	Lock supplied with external pump-cylinder 60 mm Ø 30 or Ø 34: no price increase
70-80 mm	Lock supplied with external pump-cylinder 70 mm - 80 mm Ø 30 or Ø 34
90-100 mm	Lock supplied with external pump-cylinder 90 mm - 100 mm Ø 30 or Ø 34

N.B. The C10 and C28PLUS version locks are NOT available in "PERSONALIZED PROFILES".

Important: Outdoor installations need a specific surface treatment to ensure greater weather protection. Please contact the manufacturer for these installations.

30.411

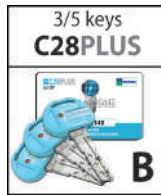
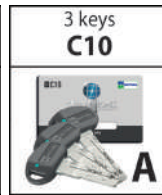
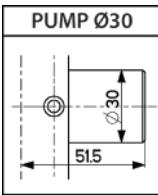
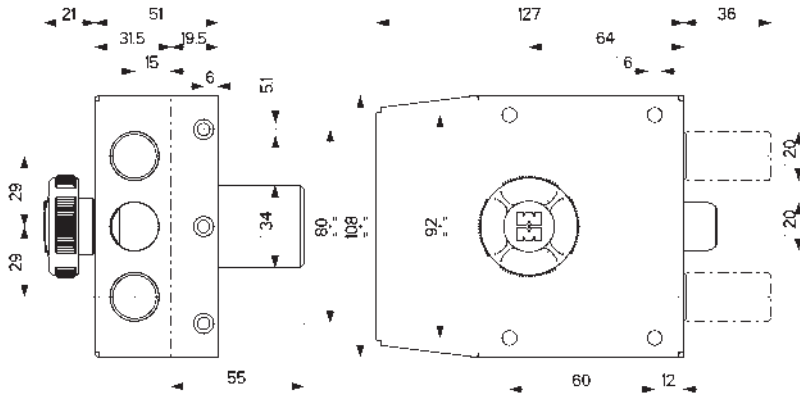


Characteristics

- Side locks
- 64 mm backset
- 36 mm bolts travel
- 50 mm external pump cylinder
see beginning of section for different lengths.
- Internal opening with knob
- All items supplied right-hand and left-hand
(specify in the order)
- Finish: Brown enamelled

Supplied with :

- n. 3/5 keys
- n. 1 escutcheon art. 95148/N (95148 for Ø30)
- n. 1 striker plate art. 94128
- screws and small parts



FOR ORDERS, ADD TO THE ARTICLE CODE

"A" FOR CHAMPIONS® C10

"B" FOR CHAMPIONS® C28PLUS (specify number of keys)

30.401



Pump Ø30	Pump Ø34	Pump Ø30	Pump Ø34	Pump Ø30	Pump Ø34

Side lock
Internal opening with knob
External pump

30.411



Pump Ø30	Pump Ø34	Pump Ø30	Pump Ø34	Pump Ø30	Pump Ø34

Side lock with latchbolt
Internal opening with knob
External pump

ON REQUEST REVERSED LATCH (ADD "R" TO THE CODE)

99.135411D/S

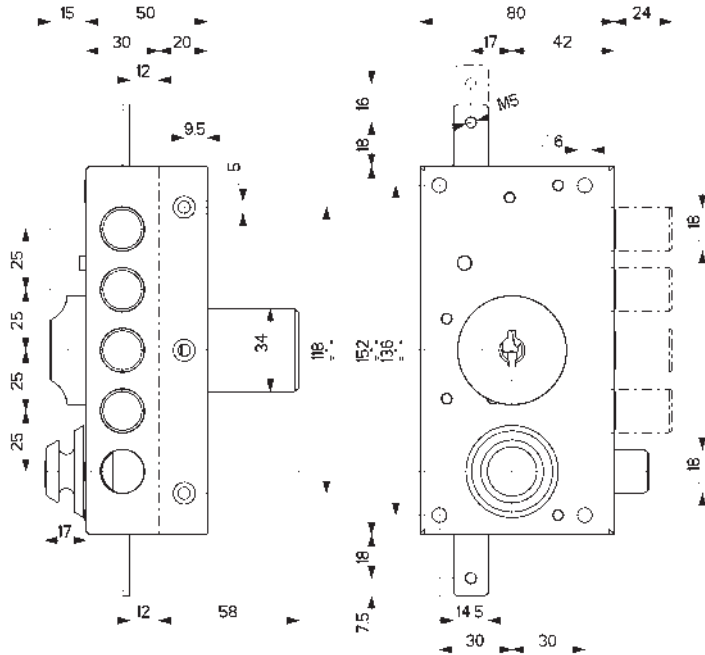


94.128



MADE IN ITALY

30.436



Characteristics

- Side or three-points locks
- 42 mm backset
- 24 mm bolts travel
- 50 mm external pump cylinder see beginning of section for different lengths.
- Internal opening with key or knob
- All items supplied right-hand and left-hand (specify in the order)
- Finish: bronze enamelled

Supplied with :

Side locks - art. 30406/407/416

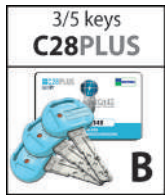
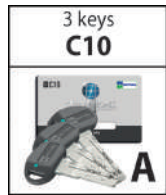
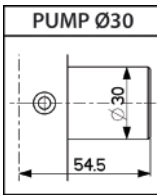
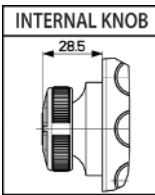
- n. 3/5 keys mm
- n. 1 escutcheon art. 95148/N
- n. 1 striker plate art. 94293
- screws and small parts

Three-points locks - art. 30426/427/436/437

- n. 3/5 keys
- n. 1 escutcheon art. 95148/N
- n. 1 striker plate art. 94293
- n. 2 bar collars art. 99292
- n. 1 clasp art. 99289
- n. 1 floor striker plate art. 99151
- screws and small parts

BARS NOT INCLUDED

Suitable with art. 93291



FOR ORDERS, ADD TO THE ARTICLE CODE

"A" FOR CHAMPIONS® C10

"B" FOR CHAMPIONS® C28PLUS (specify number of keys)

30.406



Pump Ø30

Pump Ø34



C 10

Pump Ø30

Pump Ø34



C28PLUS

Pump Ø30

Pump Ø34

Side lock

Internal opening with key
External pump

30.407



Pump Ø30

Pump Ø34



C 10

Pump Ø30

Pump Ø34



C28PLUS

Pump Ø30

Pump Ø34

Side lock

Internal opening with knob
External pump

30.416



Pump Ø30

Pump Ø34



C 10

Pump Ø30

Pump Ø34



C28PLUS

Pump Ø30

Pump Ø34

Side lock with latchbolt
Internal opening with key
External pump

<h1>30.426</h1> 						
	Pump Ø30	Pump Ø34	Pump Ø30	Pump Ø34	Pump Ø30	Pump Ø34
	<p>Three-points 16 mm bar travel Internal opening with key External pump Bars NOT included.</p>					

<h1>30.427</h1> 						
	Pump Ø30	Pump Ø34	Pump Ø30	Pump Ø34	Pump Ø30	Pump Ø34
	<p>Three-points 16 mm bar travel Internal opening with knob External pump Bars NOT included.</p>					

<h1>30.436</h1> 						
	Pump Ø30	Pump Ø34	Pump Ø30	Pump Ø34	Pump Ø30	Pump Ø34
	<p>Three-points with latchbolt 16 mm bar travel Internal opening with key External pump Bars NOT included.</p>					

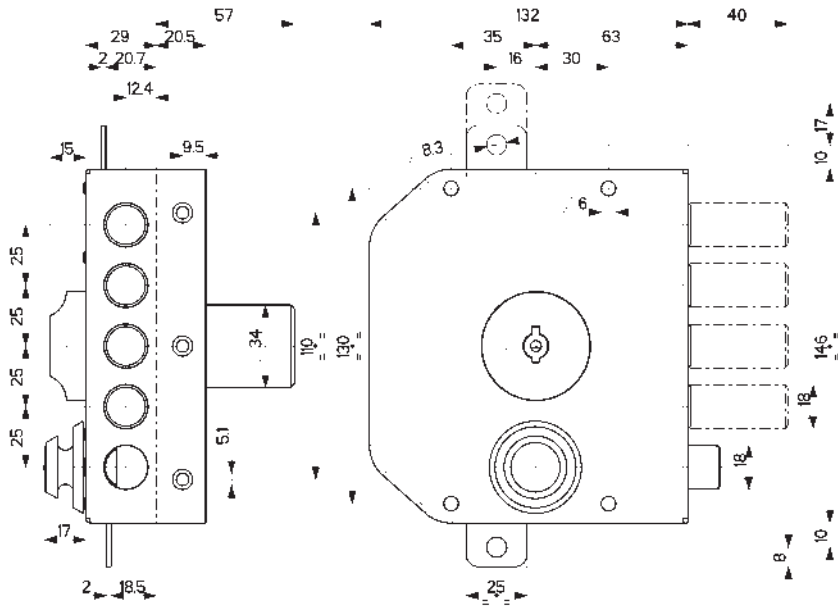
<h1>30.437</h1> 						
	Pump Ø30	Pump Ø34	Pump Ø30	Pump Ø34	Pump Ø30	Pump Ø34
	<p>Three-points with latchbolt 16 mm bar travel Internal opening with knob External pump Bars NOT included.</p>					

ON REQUEST REVERSED LATCH (ADD "R" TO THE CODE)		94.293	94.293A
99.135416D/S 	99.135437D/S 		

93.291	93.291L	93.293

MADE IN ITALY

30.630



Characteristics

- Side, Three-points or five-points locks
- 63 mm backset
- 40 mm bolts travel
- 50 mm external pump cylinder see beginning of section for different lengths.
- Internal opening with key or knob
- Single or double pump cylinder
- All items supplied right-hand and left-hand (specify in the order)
- Finish: Brown enamelled

Supplied with :

Side locks - art. 30600/601/602/610/611/612

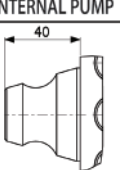
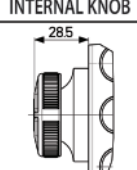
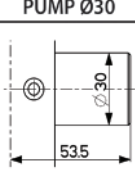



- n. 3/5 keys
- n. 1 escutcheon art. 95148/N
- n. 1 striker plate art. 94122
- screws and small parts

Three-points - art. 30620/621/622/630/631/632

Five-points - art. 30640/641/642/650/651/652

- n. 3/5 keys
- n. 1 escutcheon art. 95148/N
- n. 1 striker plate art. 94122
- n. 2 bar collars art. 99152
- n. 1 clasp art. 99153
- n. 1 floor striker plate art. 99151
- screws and small parts

BARS AND SWITCHLOCK NOT INCLUDED

INTERNAL PUMP 	INTERNAL KNOB 	PUMP Ø30 	3 keys art. 92105 	3 keys C10 	3/5 keys C28PLUS 
--	--	---	---	---	--

FOR ORDERS, ADD TO THE ARTICLE CODE

"A" FOR CHAMPIONS® C10

"B" FOR CHAMPIONS® C28PLUS (specify number of keys)

30.600...



		
Pump Ø30	Pump Ø34	Pump Ø30
		C 10
		C28PLUS
		Pump Ø30
		Pump Ø34

Side lock

Internal opening with key - External pump/cylinder

30.601...



		
Pump Ø30	Pump Ø34	Pump Ø30
		C 10
		C28PLUS
		Pump Ø30
		Pump Ø34

Side lock

Internal opening with knob - External pump/cylinder

























30.602...






























		
Pump Ø30	Pump Ø34	Pump Ø30
		C 10
		C28PLUS
		Pump Ø30
		Pump Ø34













Side lock

Internal opening with key - Double external/internal pump

<h2>30.610...</h2> 						
						
	Pump Ø30	Pump Ø34	Pump Ø30	Pump Ø34	Pump Ø30	Pump Ø34
Side lock with latchbolt Internal opening with key - External pump/cylinder						
<h2>30.611...</h2> 						
						
	Pump Ø30	Pump Ø34	Pump Ø30	Pump Ø34	Pump Ø30	Pump Ø34
Side lock with latchbolt Internal opening with knob - External pump/cylinder						
<h2>30.612...</h2> 						
						
	Pump Ø30	Pump Ø34	Pump Ø30	Pump Ø34	Pump Ø30	Pump Ø34
Side lock with latchbolt Internal opening with key - Double external/internal pump						
<h2>30.620...</h2> 						
						
	Pump Ø30	Pump Ø34	Pump Ø30	Pump Ø34	Pump Ø30	Pump Ø34
Three-points - 17 mm bar travel Internal opening with key - External pump/cylinder - Bars NOT included						
<h2>30.621...</h2> 						
						
	Pump Ø30	Pump Ø34	Pump Ø30	Pump Ø34	Pump Ø30	Pump Ø34
Three-points - 17 mm bar travel Internal opening with knob - External pump/cylinder - Bars NOT included						
<h2>30.622...</h2> 						
						
	Pump Ø30	Pump Ø34	Pump Ø30	Pump Ø34	Pump Ø30	Pump Ø34
Three-points - 17 mm bar travel Internal opening with key - Double external/internal pump - Bars NOT included						

<h2>30.630...</h2> 			 C 10		 C28PLUS	
	Pump Ø30	Pump Ø34	Pump Ø30	Pump Ø34	Pump Ø30	Pump Ø34
	Three-points with latchbolt - 17 mm bar travel Internal opening with key - External pump/cylinder - Bars NOT included					
<h2>30.631...</h2> 			 C 10		 C28PLUS	
	Pump Ø30	Pump Ø34	Pump Ø30	Pump Ø34	Pump Ø30	Pump Ø34
	Three-points with latchbolt - 17 mm bar travel Internal opening with knob - External pump/cylinder - Bars NOT included					
<h2>30.632...</h2> 			 C 10		 C28PLUS	
	Pump Ø30	Pump Ø34	Pump Ø30	Pump Ø34	Pump Ø30	Pump Ø34
	Three-points with latchbolt - 17 mm bar travel Internal opening with key - Double external/internal pump - Bars NOT included					
<h2>30.640...</h2> 			 C 10		 C28PLUS	
	Pump Ø30	Pump Ø34	Pump Ø30	Pump Ø34	Pump Ø30	Pump Ø34
	Five-points - 17 mm bar travel Internal opening with key - External pump/cylinder - Bars and switchlocks NOT included					
<h2>30.641...</h2> 			 C 10		 C28PLUS	
	Pump Ø30	Pump Ø34	Pump Ø30	Pump Ø34	Pump Ø30	Pump Ø34
	Five-points - 17 mm bar travel Internal opening with knob - External pump/cylinder - Bars and switchlocks NOT included					
<h2>30.642...</h2> 			 C 10		 C28PLUS	
	Pump Ø30	Pump Ø34	Pump Ø30	Pump Ø34	Pump Ø30	Pump Ø34
	Five-points - 17 mm bar travel Internal opening with key - Double external/internal pump - Bars and switchlocks NOT included					

<h2>30.650...</h2> 			 C 10		 C28PLUS	
	Pump Ø30	Pump Ø34	Pump Ø30	Pump Ø34	Pump Ø30	Pump Ø34
	Five-points with latchbolt - 17 mm bar travel Internal opening with key - External pump/cylinder - Bars and switchlocks NOT included					
<h2>30.651...</h2> 			 C 10		 C28PLUS	
	Pump Ø30	Pump Ø34	Pump Ø30	Pump Ø34	Pump Ø30	Pump Ø34
	Five-points with latchbolt - 17 mm bar travel Internal opening with knob - External pump/cylinder - Bars and switchlocks NOT included					
<h2>30.652...</h2> 			 C 10		 C28PLUS	
	Pump Ø30	Pump Ø34	Pump Ø30	Pump Ø34	Pump Ø30	Pump Ø34
	Five-points with latchbolt - 17 mm bar travel Internal opening with key - Double external/internal pump - Bars and switchlocks NOT included					

ON REQUEST REVERSED LATCH (ADD "R" TO THE CODE)		94.080	94.081
99.135611D/S	99.135630D/S		
			
94.122	94.122M	94.125	
			
93.140	93.141	96.143	
			

MASTER KEY SYSTEM




Master key system KA (Keyed Alike)

Several cylinders with the same code can be opened with the same key.



Master key system MK (Master Key)

A single master key opens all the cylinders in the system, while each of the individual keys opens its own cylinder.
Maximum number of keys with different combination = 10



Master keyed systems have one card per group (for further information please contact the company)

LOCK WITH ELECTRIC LATCHBOLT - PAGE 202

30.E10...



30.E12



30.E30...



30.E32



FOR ACCESSORIES AND SPARE PARTS SERIES 30 REFER TO



PUMP CYLINDER

91

92

KEYS



BARS

93

94

STRIKER PLATES



ESCUTCHEONS

95

96

SWITCHLOCKS



VARIOUS
ACCESSORIES


99

MADE
IN
ITALY

VERTICAL RIM LOCKS



32




RIM LOCKS



safeguarding your security



SERIES 32 LOCKS - CAN BE PROVIDED IN VARIOUS TYPES



<p>Pump cylinder frontal levers, independent spring. NON-RESTRICTED key duplication</p>	<p>CHAMPIONS® C10 Pump cylinder NON-RESTRICTED key duplication</p>	<p>CHAMPIONS® C28PLUS Pump cylinder PROTECTED key duplication</p>
		







For orders add to the "A" item code to C10, or "B" for C28PLUS



Example : **32992N50A x C10**
32992N50B x C28PLUS

<p>3 keys C10</p>	<p>3/5 keys C28PLUS</p>
 <p>A</p>	 <p>B</p>

<h3>92.105</h3>	 
<p>Blank pump cylinder key A/C/E type profile with metallic blue, green or black grip for all items with pump cylinder. Specify required profile and colour. Package of 25</p>	

<h3>92.C10B0</h3>	
<p>Blank key for pump cylinder CHAMPIONS® C10. Package of 25 NON-RESTRICTED key duplication</p>	


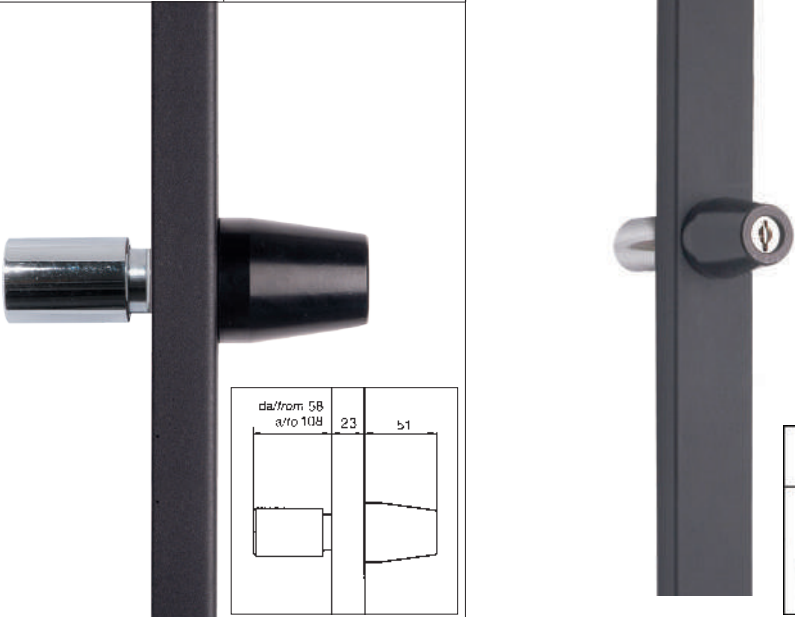
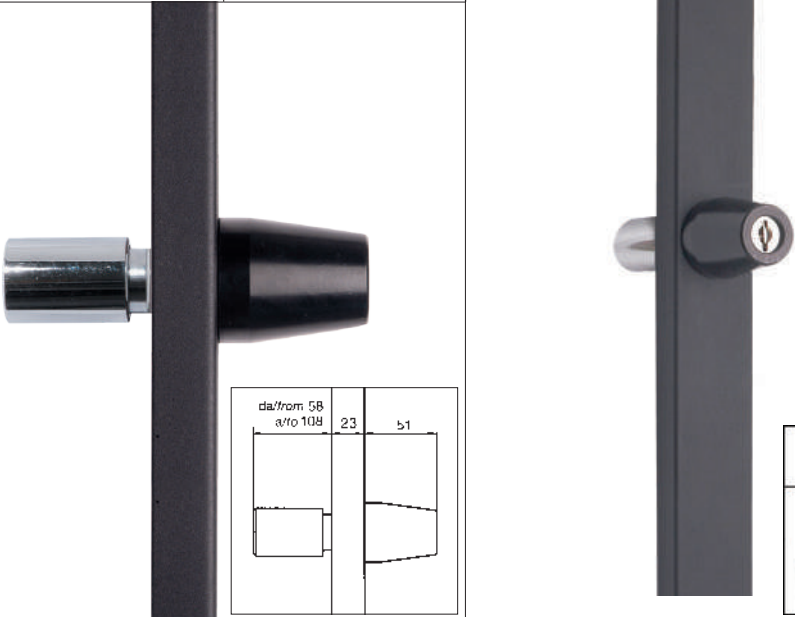
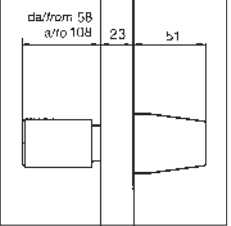

	 <p>C 10</p>	 <p>C28PLUS</p>
<p>Addition for 1 key</p>		
<p>Decrease for 1 key</p>		
<p>Coded key by sample</p>		

<h3>92.CP8D0</h3>	 
<p>Reserved to Mottura club Blank key for pump cylinder CHAMPIONS® C28PLUS. PROTECTED key duplication</p>	






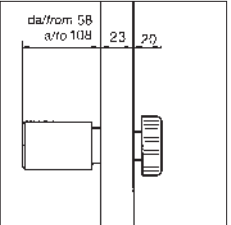



<p>LENGTHS EXCEEDING 50 MM ON REQUEST</p>	
<p>60 mm</p>	<p>Lock supplied with external pump-cylinder 60 mm Ø 30 or Ø 34: no price increase</p>
<p>70-80 mm</p>	<p>Lock supplied with external pump-cylinder 70 mm - 80 mm Ø 30 or Ø 34</p>
<p>90-100 mm</p>	<p>Lock supplied with external pump-cylinder 90 mm - 100 mm Ø 30 or Ø 34</p>

N.B. The C10 and C28PLUS version locks are NOT available in "PERSONALIZED PROFILES".




WITH DOUBLE PUMP-CYLINDER

Article	Finish	Length [mm]			
			Pump Ø30	Pump Ø34	
32.992/21	Black enamelled	2.100			
32.992/23	Black enamelled	2.300			
32.992/25	Black enamelled	2.500			
OPENS FROM INSIDE WITH CODED KEY					
<ul style="list-style-type: none"> • Backset: 24 mm • Bar travel: 28 mm • Ferrule: 20 x 14 mm • External pump-cylinder length: 50 mm (for different lengths see series 91) • Height of pump-cylinder from floor: 1000 mm • Possible to shave 150 mm upward, 50 mm downward for Art. 32.992/21 and /23 600 mm, 50 mm for Art. 32.992/25 • Width: 48 mm 					
Supplied with:					
<ul style="list-style-type: none"> • 3 keys, Art. 92105 • 1 escutcheon, Art. 95148/N • 1 clasp, Art. 99289 • 1 floor striker plate, Art. 99151 • screws and small parts 			3 keys art. 92105		

WITH EXTERNAL PUMP AND INTERNAL KNOB

Article	Finish	Length [mm]										
			Pump Ø30	Pump Ø34	Pump Ø30	Pump Ø34	Pump Ø30 3 keys	Pump Ø30 5 keys	Pump Ø34 3 keys	Pump Ø34 5 keys		
32.995/21	Black enamelled	2.100										
32.995/23	Black enamelled	2.300										
32.995/25	Black enamelled	2.500										
OPENS FROM INSIDE WITH KNOB												
<ul style="list-style-type: none"> • Backset: 24 mm • Bar travel: 28 mm • Ferrule: 20 x 14 mm • External pump-cylinder length: 50 mm (for different lengths see beginning of section) • Height of pump-cylinder from floor: 1000 mm • Possible to shorten 150 mm upward, 50 mm downward for Art. 32.995/21 and /23 600 mm, 50 mm for Art. 32.995/25 • Width: 48 mm 												
Supplied with:			<ul style="list-style-type: none"> • 3/5 keys • 1 escutcheon, Art. 95148/N (95148 for Ø30) • 1 clasp, Art. 99289 • 1 floor striker plate, Art. 99151 • screws and small parts 			3 keys art. 92105						
FOR ORDERS, ADD TO THE ARTICLE CODE			3 keys C10					3/5 keys C28PLUS				
"A" FOR CHAMPIONS® C10								A				
"B" FOR CHAMPIONS® C28PLUS (specify number of keys)								B				

WITH INTERNAL PUMP-CYLINDER

Article	Finish	Length [mm]				
						
			3 keys	3 keys	3 keys	5 keys
32.998/17	Black enamelled	1.700	Until stocks last			
32.996/21	Black enamelled	2.100				
32.996/23	Black enamelled	2.300				
32.996/25	Black enamelled	2.500				

OPENS FROM INSIDE WITH CODED KEY

- Backset: 24 mm - Bar travel: 28 mm
- Ferrule: 20 x 14 mm
- Height of pump-cylinder from floor: 500 mm for Art. 32.998/17
- Height of pump-cylinder from floor: 1000 mm for Art. 32.996/21/23/25
- Possible to shorten 300 mm upward, 50 mm downward for Art. 32.998/17
- Possible to shorten 150 mm upward, 50 mm downward for Art. 32.996/21 and /23
- 600 mm, 50 mm for Art. 32.996/25
- Width: 48 mm - 23 mm thick


Supplied with:


- 3/5 keys
- 1 clasp, Art. 99289
- 1 floor striker plate, Art. 99151
- screws and small parts

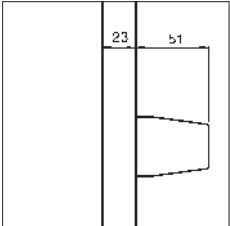
FOR ORDERS, ADD TO THE ARTICLE CODE

"A" FOR CHAMPIONS® C10


"B" FOR CHAMPIONS® C28PLUS (specify number of keys)








3 keys
art. 92105




3 keys
C10



A

3/5 keys
C28PLUS



B

INTERNAL KNOB ONLY


Article	Finish	Length [mm]	
32.999/17	Black enamelled	1.700	
32.997/21	Black enamelled	2.100	
32.997/23	Black enamelled	2.300	
32.997/25	Black enamelled	2.500	

OPENS FROM INSIDE WITH KNOB

- Backset: 24 mm
- Bar travel: 28 mm
- Ferrule: 20 x 14 mm
- Height of knob from floor: 500 mm for Art. 32.999/17
- Height of knob from floor: 1000 mm for Art. 32.997/21/23/25
- Internal knob protrudes 20 mm
- Possible to shave 300 mm upward, 50 mm downward for Art. 32.999/17
- Possible to shave 150 mm upward, 50 mm downward for Art. 32.997/21 and /23
- 600 mm, 50 mm for Art. 32.997/25
- Width: 48 mm - 23 mm thick

Supplied with:

- 1 clasp, Art. 99289
- 1 floor striker plate, Art. 99151
- screws and small parts







SUITABLE FOR CYLINDER

Article	Finish	Length [mm]
32.690/17 UNTIL STOCKS LAST	Black enamelled	1.700
	White enamelled on request	
32.590/21	Black enamelled	2.100
	White enamelled on request	
32.590/23	Black enamelled	2.300
	White enamelled on request	
32.590/25	Black enamelled	2.500
	White enamelled on request	



VERTICAL RIM LOCKS FOR EUROPROFILE CYLINDER

Rim locks operated with cylinder

- Backset: 24 mm
- Adjustable Bar travel: from 20 to 85 mm
- Ferrule: Ø14 mm
- Height of cylinder from floor: 1000 mm
- Height of cylinder from floor (version /17) 500 mm
- Possible to shorten 150 mm upward, 50 mm downward for Art.32.590/21 and /23 - 600 mm, 50 mm for Art. 32.590/25
- Possible to shave 300 mm upward, 50 mm downward for Art.32.690/17
- Width: 48 mm

Supplied with:


- 1 escutcheon, Art. 95420
- 1 clasp, Art. 99289
- 1 floor striker plate, Art. 99168
- screws and small parts

In this series it can be combined with the defender art. 94.11818 or 94920.


LOCKING SYSTEMS

INTERNAL + EXTERNAL CYLINDER	INTERNAL CYLINDER	INTERNAL KNOB
INTERNAL + EXTERNAL CYLINDER WITH DEFENDER	INTERNAL KNOB + EXTERNAL CYLINDER WITH DEFENDER	INTERNAL KNOB + EXTERNAL CYLINDER


32.991N		
Finish		
Black enamelled		
Extension for vertical rim lock series 32.992 - Length 300 mm For use over 200 mm replace the bar supplied with the lock with art. 93.290N		




32.991N500		
Finish		
Black enamelled		
White enamelled on request		
Extension for vertical rim lock series 32.590 - Length 500 mm For use over 200 mm replace the bar supplied with the lock with art. 93.296N		




93.290N		
Finish		
Black		
Bar 10x20 mm with straight ferrule \varnothing 20x14 mm for extension art. 32.991/N Length 108 cm		




93.296N		
Finish		
Black		
Bar 10x20 mm with straight ferrule \varnothing mm14 for extension art. /N 32.991N500 Length 148,7 cm		




94.11101..		
Code	Finish	Th. [mm]
94.11101	Black	2,5
94.11101/1	Black	1
Spacer for Defender® 94.920 Package of 25		




94.11200		
Finish		
Zinc-plated		
Spacer thickness mm. 2.5 for Defender® \varnothing 42 mm - art. 94.11818 fixing hole centre distance 25 mm. Package of 25		




94.11818	
Finish	
PVD Gold	
Satin chrome	
Reinforcement Defender® \varnothing 42 for 32.590/690 Height 40 mm. Fixing hole centre distance 25 mm. Including 2 special M4x20 screws. Protection on the backset mm 6. Chrome washer with key slot 3.5 or 5 mm (specify in order).	



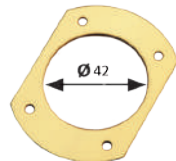
94.920	
Finish	
Black	
Zamak reinforcement Defender® mm 32 x 75 x 18.5 for series 32-37-47 keyhole protection: 6 mm Key slot of 3.5 or 5 mm (specify in order)	




94.922	
Finish	
Black	
Steel reinforcement Defender® (53 HRC) mm 32 x 75 x 18.5 for series 32-37-47 keyhole protection: 6 mm Key slot of 3.5 or 5 mm (specify in order)	




95.316/42	
Finish	
PVD Gold	
Satin chrome	
Flat escutcheon mm 52 x 70 hole \varnothing 42 mm. Package of 10	




95.420	
Finish	
Black	
External escutcheon mm 32 x 75 x 8.5 including metal support for series 32, 37, 47 Package of 10	




95.428	
Finish	
Black	
Internal escutcheon mm 32 x 75 x 8.5 including special metal support for series 32 Package of 10	




95.428/P	
Finish	
Black	
Internal escutcheon mm 32 x 75 x 8.5 including special metal support for cylinders with knob series 32 Package of 10	




99.168	
Finish	
Nickel-plated	
Floor striker plate for bars \varnothing 14 mm travel 65 mm Package of 10	




99.289	
Finish	
Bronze enamelled	
Black enamelled	
White enamelled	
Bar clasp for art. 30.426/32.992/32.997 Specify the finish and the article to be installed on. Package of 10	




99.293/L	
Length [mm]	
40	80
50	90
60	100
70	
M6 screws for cylinder reinforcement Package of 50	




99.295	
Finish	
Black	
Plastic cylinder knob with \varnothing 8/10 mm shaft for series 32 and 38 Package of 10	




C28L...		
Article	A - B	Finish
CP8L610001	76 - 61	Nickel-plated
CP8L710001	86 - 71	Nickel-plated
CP8L810001	96 - 81	Nickel-plated
Special half cylinder for art. 32.594N21/23/25 and art. 32.595N21/23/25. Supplied with: n°3/5 keys + card		



DPC1L...		
Article	A - B	Finish
DPC1L61	76 - 61	Nickel-plated
DPC1L71	86 - 71	Nickel-plated
DPC1L81	96 - 81	Nickel-plated
Special half cylinder for art. 32.594N21/23/25 and art. 32.595N21/23/25. Supplied with: n°3 keys + card		



DPC1C21	
Finish	
Nickel-plated	
Special half cylinder for art. 32.597N21/23/25 and art. 32.699N17.	




MADE
IN
ITALY

PUMP CYLINDER BAR LOCKS



32



RIM LOCKS



safeguarding your security



SERIES 32 LOCKS - CAN BE PROVIDED IN VARIOUS TYPES.



<p>Pump cylinder frontal levers, independent spring. NON-RESTRICTED key duplication</p>	<p>CHAMPIONS® C10 Pump cylinder NON-RESTRICTED key duplication</p>	<p>CHAMPIONS® C28PLUS Pump cylinder PROTECTED key duplication</p>
		




The Champions® cylinder locks are available **ONLY** in the version with internal key or knob opening (ONLY external pump - NO double pump).

For orders add to the "A" item code to C10, or "B" for C28PLUS


Example : **32915VD5A x C10**
32915VD5B x C28PLUS


<p>3 keys C10</p>  <p>A</p>	<p>3/5 keys C28PLUS</p>  <p>B</p>
--	--

<h2>92.105</h2>	 
<p>Blank pump cylinder key A/C/E type profile with metallic blue, green or black grip for all items with pump cylinder. Specify required profile and colour. Package of 25</p>	

			
<p>Addition for 1 key</p>			
<p>Decrease for 1 key</p>			
<p>Coded key by sample</p>			

LENGTHS EXCEEDING 50 MM ON REQUEST	
60 mm	Lock supplied with external pump-cylinder 60 mm Ø 30 or Ø 34: no price increase
70-80 mm	Lock supplied with external pump-cylinder 70 mm - 80 mm Ø 30 or Ø 34
90-100 mm	Lock supplied with external pump-cylinder 90 mm - 100 mm Ø 30 or Ø 34

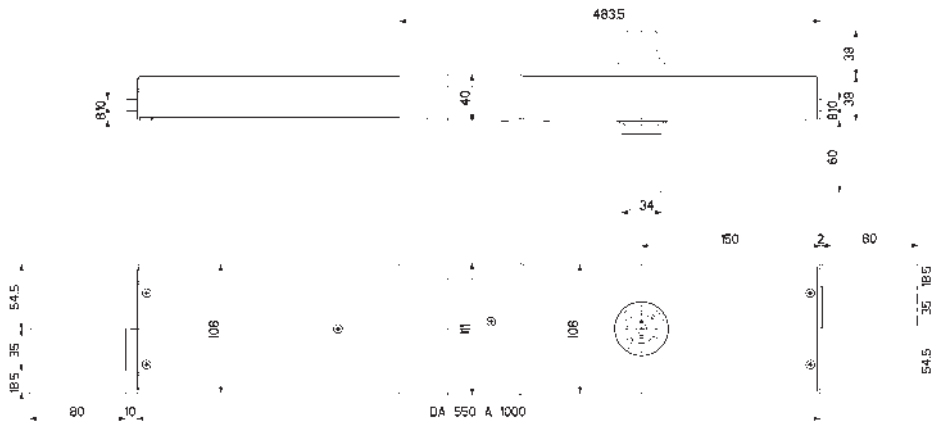
<h2>92.C10B0</h2>	
<p>Blank key for pump cylinder CHAMPIONS® C10. Package of 25 NON-RESTRICTED key duplication</p>	

<h2>92.CP8D0</h2>	
<p>Reserved to Mottura club Blank key for pump cylinder CHAMPIONS® C28PLUS. PROTECTED key duplication</p>	

N.B. The C10 and C28PLUS version locks are NOT available in "PERSONALIZED PROFILES".

Important: Outdoor installations need a specific surface treatment to ensure greater weather protection. Please contact the manufacturer for these installations.

32.900

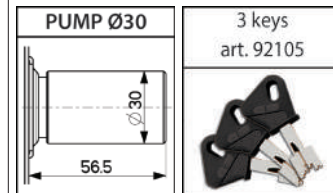
 MADE
IN
ITALY


Characteristics

- Extendible bar-locks with 2 locking points
- 150 mm backset
- External pump cylinder length 50 mm see series 91 for different lengths
- Side bolts sec. 10x35 mm, travel 80 mm
- Internal opening with key or with single or double pump cylinder
- All items supplied right-hand and left-hand (specify in the order)
- Single finish: Bronze enamelled

Supplied with :

- n. 3 key art. 92105
- n. 1 escutcheon art. 95148/N
- striker plate pair art. 94132
- screws and small parts



32.890

Finish	External pump
Bronze enamelled	Pump Ø34
Bronze enamelled	Pump Ø30

Side lock

Double external/internal pump
Internal opening with coded key
Extendible from 55 cm to 70 cm



32.900

Finish	External pump
Bronze enamelled	Pump Ø34
Bronze enamelled	Pump Ø30

Side lock

Double external/internal pump
Internal opening with coded key
Extendible from 70 cm to 85 cm



32.905

Finish	External pump
Bronze enamelled	Pump Ø34
Bronze enamelled	Pump Ø30

Side lock

Double external/internal pump
Internal opening with coded key
Extendible from 75 cm to 90 cm



32.910/912

Finish	External pump
Bronze enamelled	Pump Ø34
Bronze enamelled	Pump Ø30

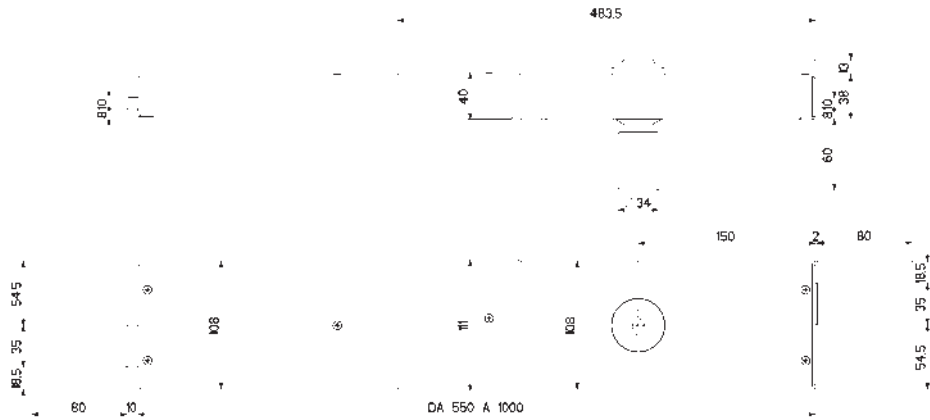
Side lock

Double external/internal pump
Internal opening with coded key
Extendible from 85 cm to 100 cm



**MADE
IN
ITALY**

32.920

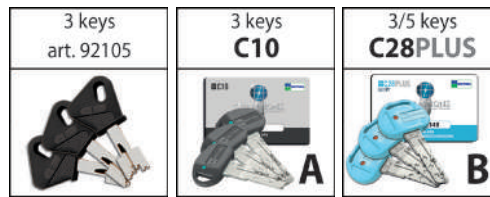
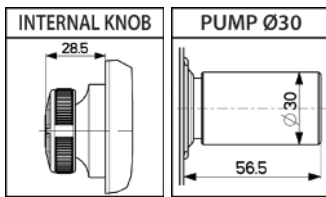


Characteristics

- Extendible bar-locks with 2 locking points
- 150 mm backset
- External pump cylinder length 50 mm see end of section for different lengths.
- Side bolts sec. 10x35 mm, travel 80 mm
- Internal opening with key or knob
- All items supplied right-hand and left-hand (specify in the order)
- Single Finish: Bronze enamelled

Supplied with :

- n. 3/5 keys
- n. 1 escutcheon art. 95148/N (95148 for Ø30)
- striker plate pair art. 94132
- screws and small parts



**FOR ORDERS, ADD TO THE ARTICLE CODE
"A" FOR CHAMPIONS® C10
"B" FOR CHAMPIONS® C28PLUS (specify number
of keys)**

32.915/916

Side lock

Single external pump
Internal opening with coded key or knob
Extendible from 55 cm to 70 cm

Finish						
	Pump Ø30	Pump Ø34	Pump Ø30	Pump Ø34	Pump Ø30	Pump Ø34

Bronze enamelled



32.920/921

Side lock

Single external pump
Internal opening with coded key or knob
Extendible from 70 cm to 85 cm

Finish						
	Pump Ø30	Pump Ø34	Pump Ø30	Pump Ø34	Pump Ø30	Pump Ø34

Bronze enamelled



<h2>32.925/926</h2> <p>Side lock Single external pump Internal opening with coded key or knob Extendible from 75 cm to 90 cm</p>		Finish							
				Pump Ø30	Pump Ø34	Pump Ø30	Pump Ø34	Pump Ø30	Pump Ø34
Bronze enamelled									

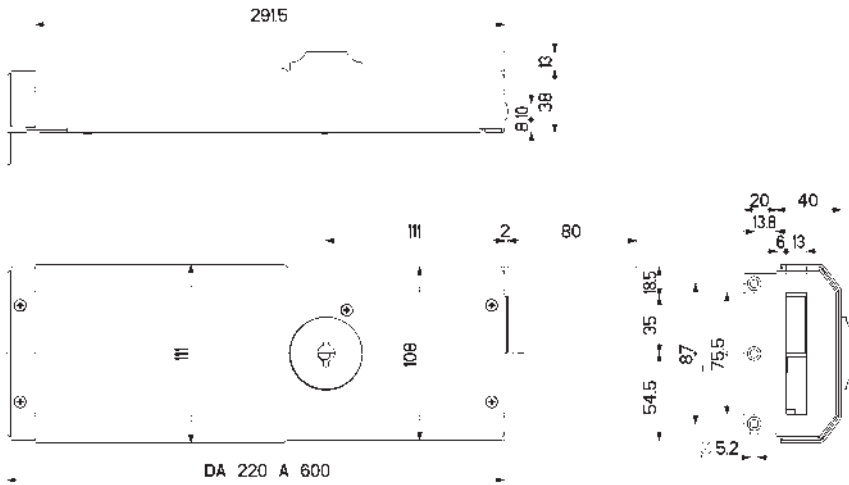
<h2>32.930/931</h2> <p>Side lock Single external pump Internal opening with coded key or knob Extendible from 85 cm to 100 cm</p>		Finish							
				Pump Ø30	Pump Ø34	Pump Ø30	Pump Ø34	Pump Ø30	Pump Ø34
Bronze enamelled									

<h2>32.933</h2>	
Finish	
Bronze enamelled	
<p>Side lock Internal opening with knob Extendible from 85 cm to 100 cm</p>	

<h3>94.132 D/S</h3>	<h3>94.136</h3>	<h3>94.154</h3>	<h3>94.261</h3>
---------------------	-----------------	-----------------	-----------------

MADE IN ITALY

32.960

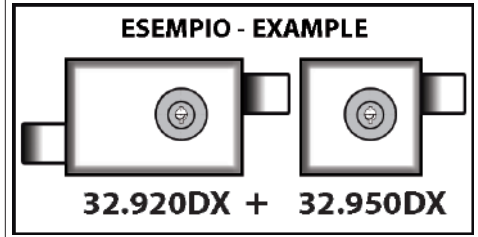


Characteristics

- Extendible second wing locking, with 1 locking point
- 150 mm backset
- Side bolt sec. 10x35 mm, travel 80 mm
- Internal opening with key
- All items supplied right-hand and left-hand (specify in the order)
- Single finish: Bronze enamelled

Supplied with :

- screws and small parts



32.950/951

Finish

Bronze enamelled

Side lock

Extendible from 22 cm to 29 cm



32.960/961

Finish

Bronze enamelled

Side lock

Extendible from 30 cm to 44 cm



32.970/971

Finish

Bronze enamelled

Side lock

Extendible from 45 cm to 60 cm



FOR ACCESSORIES AND SPARE PARTS SERIES 32 REFER TO



PUMP CYLINDER

91

92

KEYS



ESCUTCHEONS

95

99


VARIOUS ACCESSORIES



LATCHES



34



RIM LOCKS



safeguarding your security

SERIES 34 LOCKS - CAN BE PROVIDED IN VARIOUS TYPES



<p>Pump cylinder frontal levers, independent spring. NON-RESTRICTED key duplication</p>	<p>CHAMPIONS® C10 Pump cylinder NON-RESTRICTED key duplication</p>	<p>CHAMPIONS® C28PLUS Pump cylinder PROTECTED key duplication</p>
		



The Champions® cylinder locks are available **ONLY** in the version with internal key or knob opening (ONLY external pump - NO double pump).


For orders add to the "A" item code to C10, or "B" for C28PLUS




Example : **34324V50A x C10**
34324V50B x C28PLUS




<p>3 keys C10</p>  <p>A</p>	<p>3/5 keys C28PLUS</p>  <p>B</p>
--	--

<h3>92.105</h3>	 
<p>Blank pump cylinder key A/C/E type profile with metallic blue, green or black grip for all items with pump cylinder. Specify required profile and colour. Package of 25</p>	

<h3>92.C10B0</h3>	
<p>Blank key for pump cylinder CHAMPIONS® C10. Package of 25 NON-RESTRICTED key duplication</p>	

			
<p>Addition for 1 key</p>			
<p>Decrease for 1 key</p>			
<p>Coded key by sample</p>			

<h3>92.CP8D0</h3>	
<p>Reserved to Mottura club Blank key for pump cylinder CHAMPIONS® C28PLUS. PROTECTED key duplication</p>	

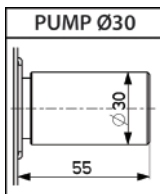
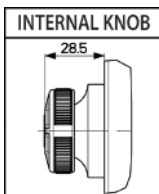
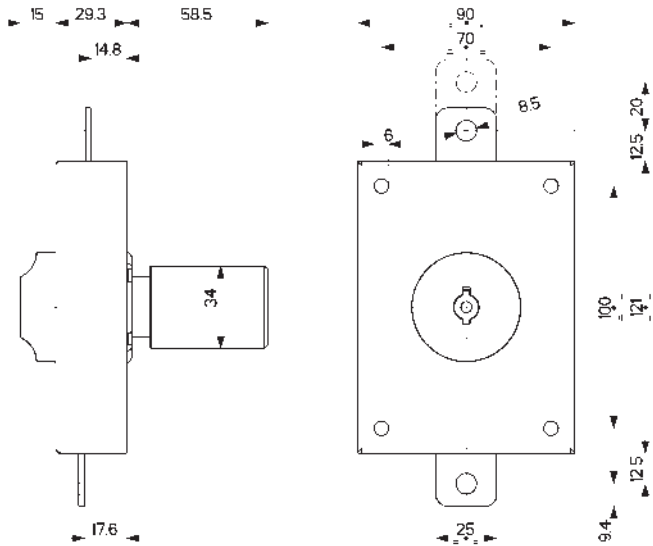
LENGTHS EXCEEDING 50 MM ON REQUEST	
60 mm	Lock supplied with external pump-cylinder 60 mm Ø 30 or Ø 34: no price increase
70-80 mm	Lock supplied with external pump-cylinder 70 mm - 80 mm Ø 30 or Ø 34
90-100 mm	Lock supplied with external pump-cylinder 90 mm - 100 mm Ø 30 or Ø 34

N.B. The C10 and C28PLUS version locks are NOT available in "PERSONALIZED PROFILES".

Important: Outdoor installations need a specific surface treatment to ensure greater weather protection. Please contact the manufacturer for these installations.

MADE IN ITALY

34.320



Characteristics

- Vertical
- External pump cylinder 50 mm see beginning of section for different lengths.
- Internal opening with self-locking knob or key
- All items are ambidextrous
- Finish: Brown enamelled

Supplied with :

- n. 3 keys art. 92105
- n. 1 chrome escutcheon art. 95148/N
- n. 2 bar collars art. 99152
- n. 1 upper clasp art. 99153
- n. 1 floor striker plate art. 99151
- screws and small parts

BARS NOT INCLUDED

Important: Outdoor installations need a specific surface treatment to ensure greater protection against atmospheric agents. Contact the company for information.

34.300



Finish				
	Internal knob			
Brown enamelled				
Vertical 27 mm bar travel Opening with internal self-locking knob Bars NOT included				

34.320



Finish				
	Pump Ø30	Pump Ø34		
Brown enamelled				
Vertical 45 mm backset - 20 mm bar travel Internal opening with key External pump Bars NOT included				

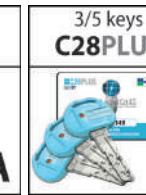
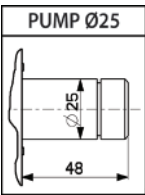
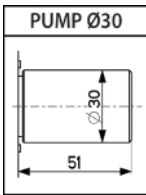
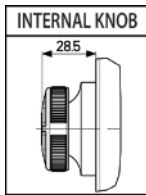
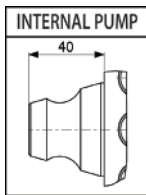
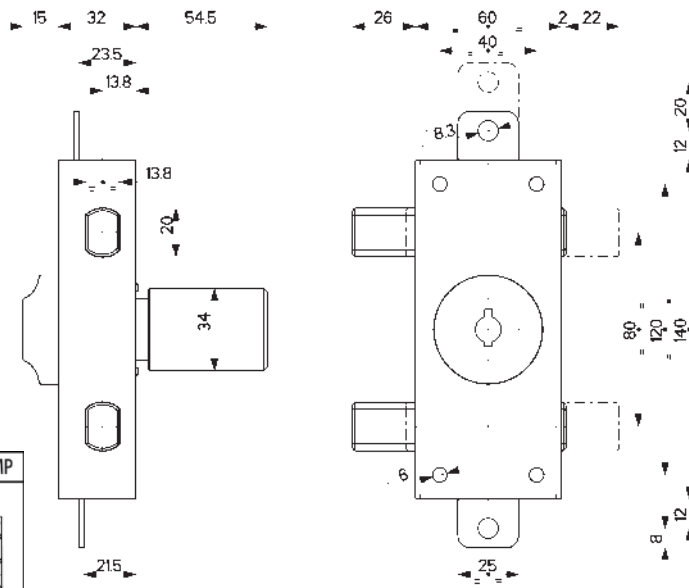
34.321



Finish				
	Pump Ø30	Pump Ø34		
Brown enamelled				
Vertical 45 mm backset - 20 mm bar travel Internal opening with knob External pump Bars NOT included				

MADE
IN
ITALY

34.328



Characteristics

- Vertical, side or Three-points
- External pump cylinder mm 50 see beginning of section for different lengths.
- Versions with internal self-locking knob and with single or double pump cylinder
- All items are ambidextrous
- Finish: Brown enamelled, Black enamelled

Supplied with :

Vertical - art.34322 - 34326

- n. 3/5 keys
- n. 1 chrome escutcheon art. 95148/N
- n. 2 bar collars art. 99152
- n. 1 upper clasp art. 99153
- n. 1 floor striker plate art. 99151
- screws and small parts

Side locks - art.34331-34332

- n. 3/5 keys
- n. 1 brass escutcheon art. 95148/N
- n. 1 striker plate art. 94299
- screws and small parts

Three-points - art.34328 - 34337

- n. 3/5 keys
- n. 1 brass escutcheon art. 95148/N
- n. 1 striker plate art. 94299
- n. 2 bar collars art. 99152
- n. 1 upper clasp art. 99153
- n. 1 floor striker plate art. 99151
- screws and small parts

Optional : for Side and Three-points locks
wide art. 94300 or flat art. 94074 striker plate and elongated bolts 25 mm

BARS NOT INCLUDED

Important: Outdoor installations need a specific surface treatment to ensure greater protection against atmospheric agents.

Contact the company for information.

FOR ORDERS, ADD TO THE ARTICLE CODE "A" FOR CHAMPIONS® C10

"B" FOR CHAMPIONS® C28PLUS(specify number of keys)

34.322



Finish



Pump Ø25 Pump Ø30 Pump Ø34

Brown enamelled

Black enamelled

Vertical

30 mm backset 20 mm bar travel

Internal opening with coded key - Double external/internal pump - Chrome external escutcheon

Bars **NOT** included

34.323



Finish



Internal pump only

Brown enamelled

Black enamelled

Vertical - 20 mm bar travel

Internal opening with coded key - External pump

Bars **NOT** included

34.324



Finish



C 10

C28PLUS

Pump Ø25 Pump Ø30 Pump Ø34

Pump Ø25 Pump Ø30 Pump Ø34

Pump Ø25 Pump Ø30 Pump Ø34














Brown enamelled















Black enamelled



Vertical - 30 mm backset - 20 mm bar travel





Internal opening with key - External pump - Chrome external escutcheon

Bars **NOT** included

<h2>34.325</h2> 	Finish									
		Internal knob								
Brown enamelled										
Black enamelled										
Vertical - 20 mm bar travel Opening with internal self-locking knob Bars NOT included										
<h2>34.326</h2> 	Finish				 C 10			 C28PLUS		
		Pump Ø25	Pump Ø30	Pump Ø34	Pump Ø25	Pump Ø30	Pump Ø34	Pump Ø25	Pump Ø30	Pump Ø34
Brown enamelled										
Black enamelled										
Vertical - 30 mm backset - 20 mm bar travel Internal opening with self-locking knob - External pump - Chrome external escutcheon Bars NOT included										
<h2>34.327</h2> 	Finish									
		Internal 8 square hole								
Brown enamelled										
Vertical - 20 mm bar travel Opening with internal self-locking square hole $\square 8$ Bars NOT included										
<h2>34.327/SP</h2> 	Finish									
		Pointed key								
Brown enamelled										
Vertical - 20 mm bar travel Opening with internal self-locking pointed key (art. 92103) Bars NOT included										
<h2>34.328</h2> 	Finish				 C 10			 C28PLUS		
		Pump Ø25	Pump Ø30	Pump Ø34	Pump Ø25	Pump Ø30	Pump Ø34	Pump Ø25	Pump Ø30	Pump Ø34
Brown enamelled										
Black enamelled										
Three-points 30 mm backset - bolts sec. 20x14 travel 22 mm - 20 mm bar travel Internal opening with key - External pump - Brass external escutcheon Bars NOT included										
<h2>34.329</h2> 	Finish				 C 10			 C28PLUS		
		Pump Ø25	Pump Ø30	Pump Ø34	Pump Ø25	Pump Ø30	Pump Ø34	Pump Ø25	Pump Ø30	Pump Ø34
Brown enamelled										
Black enamelled										
Three-points 30 mm backset - bolts sec. 20x14 travel 22 mm - 20 mm bar travel Internal opening with self-locking knob - External pump - Brass external escutcheon Bars NOT included										

34.329/SBC										
	Finish				 C 10			 C28PLUS		
		Pump Ø25	Pump Ø30	Pump Ø34	Pump Ø25	Pump Ø30	Pump Ø34	Pump Ø25	Pump Ø30	Pump Ø34
Brown enamelled										
Black enamelled										
Three-points 30 mm backset - bolts sec. 20x14 travel 22 mm - 20 mm bar travel Internal opening with self-locking knob - External pump - Brass external escutcheon Bars, upper clasp art. 99153 and floor striker plate art. 99151 are NOT included										
34.329/SBCPV										
	Finish									
		Pump Ø25								
Black enamelled										
Three-points 30 mm backset - Bolts sec. 20x14 travel 22 mm - 20 mm bar travel Internal opening with self-locking knob - External pump Ø25 mm in PVD Supplied with: 2 collars art. 99152 - 3/5 keys - brass external escutcheon art. 95148/25 PVD finish striker plate art. 94299 - stainless steel screws, black finish and screws and small parts Bars, upper clasp art. 99153 and floor striker plate art. 99151 are NOT included										
34.329/SBCPVI										
	Finish									
		Pump Ø25								
Black enamelled										
Three-points 30 mm backset - Bolts sec. 20x14 travel 22 mm - 20 mm bar travel Internal opening with self-locking knob - External pump Ø25 mm in PVD Supplied with: 2 collars art. 99152 - 3/5 keys - brass external escutcheon art. 95248/25 PVD finish striker plate art. 94299 - stainless steel screws, black finish and screws and small parts Bars, upper clasp art. 99153 and floor striker plate art. 99151 are NOT included										
34.330										
	Finish									
		Internal knob								
Brown enamelled										
Black enamelled										
Three-points - Bolts sec. mm. 20x14 travel 22 mm - 20 mm bar travel Internal opening with self-locking knob Bars NOT included										
34.332										
	Finish				 C 10			 C28PLUS		
		Pump Ø25	Pump Ø30	Pump Ø34	Pump Ø25	Pump Ø30	Pump Ø34	Pump Ø25	Pump Ø30	Pump Ø34
Brown enamelled										
Black enamelled										
Side lock - 30 mm backset - Bolts sec. mm. 20x14 travel 22 mm Internal opening with knob - External pump - Brass external escutcheon										
34.333										
	Finish									
		Internal pump only								
Brown enamelled										
Black enamelled										
Three-points - Bolts sec. mm. 20x14 travel 22 mm - 20 mm bar travel Internal opening with coded key - internal pump Bars NOT included										

<h2>34.335</h2> 	Finish									
		Pump Ø25	Pump Ø30	Pump Ø34						
	Brown enamelled									
	Black enamelled									
Three-points - 30 mm backset - Bolts sec. mm. 20x14 travel 22 mm - 20 mm bar travel Internal opening with coded key - Double external/internal pump - Brass external escutcheon Bars NOT included										

93.140	93.140PV	93.292	93.292PV
			

94.299	94.300	94.344
		

34.339Z11B

MADE IN ITALY

Caratteristiche

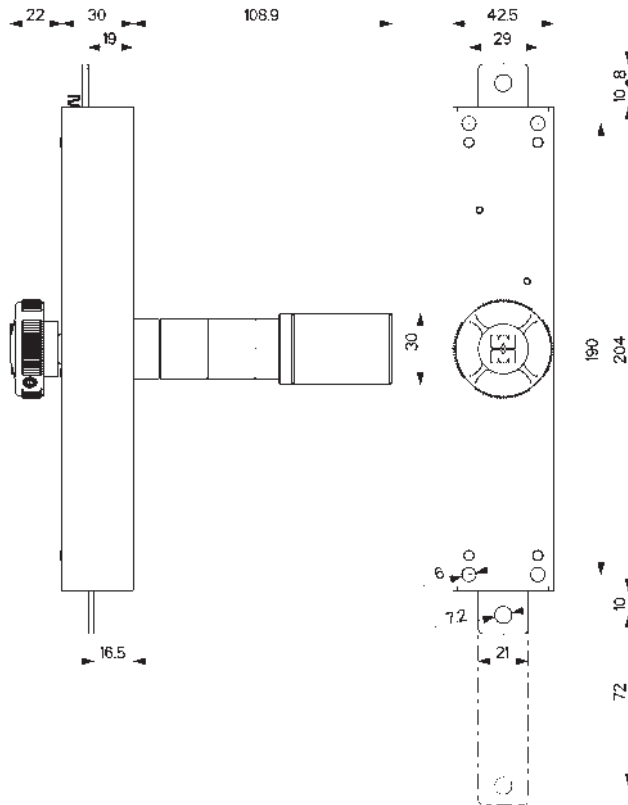
Vertical latches
dedicated to the vans doors

- Versions with internal self-locking knob and with single pump cylinder
- External pump cylinder mm 110 (for different lengths contact the Company)
- All items are ambidextrous
- Finish : Zinc plated

Supplied with :

- n. 3/5 keys **CHAMPIONS® C28PLUS**

BARS NOT INCLUDED



34.338Z



Finish

internal knob

zinc-plated

Vertical fixed leaf
72 mm bar travel
Internal opening with knob - Bars **NOT** included

34.339Z



Finish

C 10

C28PLUS

Pump length

50

50

60

70

80

90

100

110

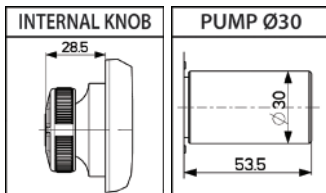
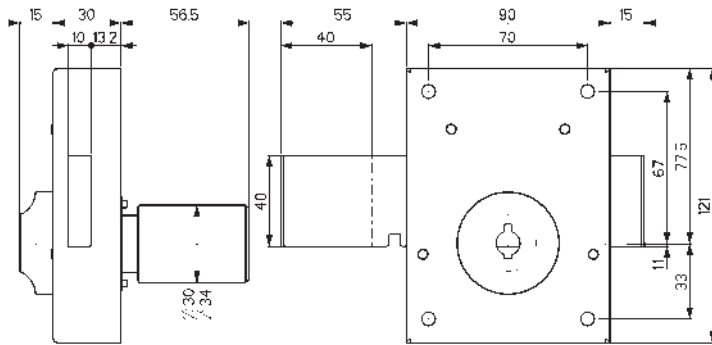
120

zinc-plated

Vertical for mobile leaf
72 mm bar travel
Internal opening with knob - External pump Ø 30 mm
Bars **NOT** included

MADE IN ITALY

34.350



Characteristics

- Side locks
- External pump cylinder mm 50 see beginning of section for different lengths.
- Versions with internal self-locking knob and with single pump cylinder
- All items are ambidextrous
- Finish: Brown enamelled

Supplied with :

- n. 3 keys art. 92105
- n. 1 chrome escutcheon art. 95148/N
- n. 1 striker plate art. 94180 for art.34350/351/355
- n. 1 striker plate art. 94181 for art.34352/353
- screws and small parts

Important: Outdoor installations need a specific surface treatment to ensure greater protection against atmospheric agents.


Contact the company for information.



91167/172

NOTE: Spare pump available in C10 and C28Plus versions

34.350



Finish



Pump Ø30

Pump Ø34

Brown enamelled

Side lock - 45 mm backset
40 mm Bolt travel
Internal opening with key
External pump

34.351



Finish



Pump Ø30

Pump Ø34

Brown enamelled

Side lock - 45 mm backset
40 mm Bolt travel
Internal opening with knob
External pump

34.352



Finish



Pump Ø30

Pump Ø34

Brown enamelled

Side lock 45 mm backset
120 mm Bolt travel
Internal opening with key
External pump

34.353



Finish



Pump Ø30

Pump Ø34

Brown enamelled

Side lock 45 mm backset
120 mm Bolt travel
Internal opening with knob
External pump

MASTER KEY SYSTEM




Master key system KA (Keyed Alike)

Several cylinders with the same code can be opened with the same key.



Master key system MK (Master Key)

A single master key opens all the cylinders in the system, while each of the individual keys opens its own cylinder.
Maximum number of keys with different combination = 10



Master keyed systems have one card per group (for further information please contact the company)

FOR ACCESSORIES AND SPARE PARTS SERIES 34 REFER TO



PUMP CYLINDER

91

92

KEYS



BARS

93

94

STRIKER PLATES



ESCUTCHEONS

95

99


VARIOUS ACCESSORIES



LOCKS FOR WINGS AND SHUTTERS WITH HOOK-BOLT

MADE
IN
ITALY

35



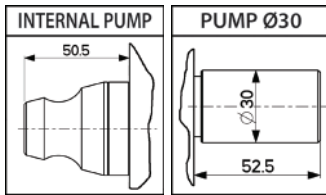
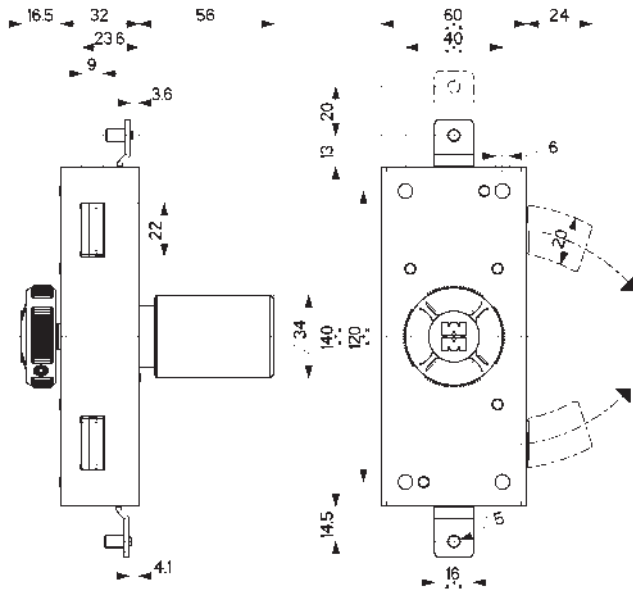
RIM LOCKS



safeguarding your security

MADE IN ITALY

35.381



Characteristics

- Side, vertical or Three-points locks
- External pump cylinder length 50 mm see chapter 91 for different lengths.
- Versions with internal self-locking knob and with single or double pump cylinder
- All items are reversible
- Single finish: Black enamelled

Supplied with :

Side locks - art.35360 - 35361

- n. 3 keys art. 92105
- n. 1 brass escutcheon art. 95148/N
- n. 1 striker plate art. 94310
- screws and small parts

Vertical locks - art.35370 - 35372

- n. 3 keys art. 92105
- n. 1 brass escutcheon art. 95148/N
- n. 1 upper striker plate art. 94312
- n. 2 bar cover clasps art. 99154
- n. 2 bar collars art. 99162
- n. 1 floor striker plate art. 99181
- screws and small parts

Three-points - art.35380 - 35383

- n. 3 keys art. 92105
- n. 1 brass escutcheon art. 95148/N
- n. 1 side striker plate art. 94310
- n. 1 upper striker plate art. 94312
- n. 2 bar cover clasps art. 99154
- n. 1 floor striker plate art. 99181
- n. 2 bar collars art. 99162
- screws and small parts

BARS NOT INCLUDED

Important: Outdoor installations need a specific surface treatment to ensure greater protection against atmospheric agents. Contact the company for information.

35.360



Finish

Internal knob

Black enamelled

Side lock - Internal opening with self-locking knob
24 mm bolts travel

35.361



Finish



Pump Ø30

Pump Ø34

Black enamelled

Side lock - 30 mm backset - Internal opening with self-locking knob
External pump - 24 mm bolts travel

35.370














Finish

Internal knob

Black enamelled

Vertical - Internal opening with self-locking knob
20 mm bar travel
Bars **NOT** included

35.371							
	Finish						
		Pump Ø30	Pump Ø34				
Black enamelled							
Vertical - 30 mm backset - Internal opening with self-locking knob External pump - 20 mm bar travel Bars NOT included							
35.372							
	Finish						
		Pump Ø30	Pump Ø34				
Black enamelled							
Vertical - 30 mm backset - Internal opening with coded key Double external/internal pump - 20 mm bar travel Bars NOT included							
35.380							
	Finish						
		Internal knob					
Black enamelled							
Three-points - Internal opening with self-locking knob 24 mm bolts travel - 20 mm bar travel Bars NOT included							
35.381							
	Finish						
		Pump Ø30	Pump Ø34				
Black enamelled							
Three-points - 30 mm backset - Internal opening with self-locking knob External pump - 24 mm bolts travel - 20 mm bar travel Bars NOT included							
35.382							
	Finish						
		Pump Ø30	Pump Ø34				
Black enamelled							
Three-points 30 mm backset - Internal opening with coded key Double external/internal pump - 24 mm bolts travel - 20 mm bar travel Bars NOT included							
35.383							
	Finish						
		Internal pump only					
Black enamelled							
Three-points - Internal opening with coded key Internal pump - 24 mm bolts travel - 24 mm bar travel Bars NOT included							

93.302/303/313	93.304/305/307/309	93.306/308	93.310/311/312
94.310	94.311	94.312	94.340

<h2>92.105</h2>	
<p>Blank pump cylinder key A/C/E type profile with metallic blue, green or black grip for all items with pump cylinder. Specify required profile and colour. Package of 25</p>	

LENGTHS EXCEEDING 50 MM ON REQUEST	
60 mm	Lock supplied with external pump-cylinder 60 mm Ø 30 or Ø 34: no price increase
70-80 mm	Lock supplied with external pump-cylinder 70 mm - 80 mm Ø 30 or Ø 34
90-100 mm	Lock supplied with external pump-cylinder 90 mm - 100 mm Ø 30 or Ø 34

FOR ACCESSORIES AND SPARE PARTS SERIES 35 REFER TO


	PUMP CYLINDER	91	92 KEYS	
	BARS	93	94 STRIKER PLATES	
	ESCUTCHEONS	95	99 VARIOUS ACCESSORIES	

MADE
IN
ITALY

ASTABLOCK[®] FOR ARMoured DOORS



36



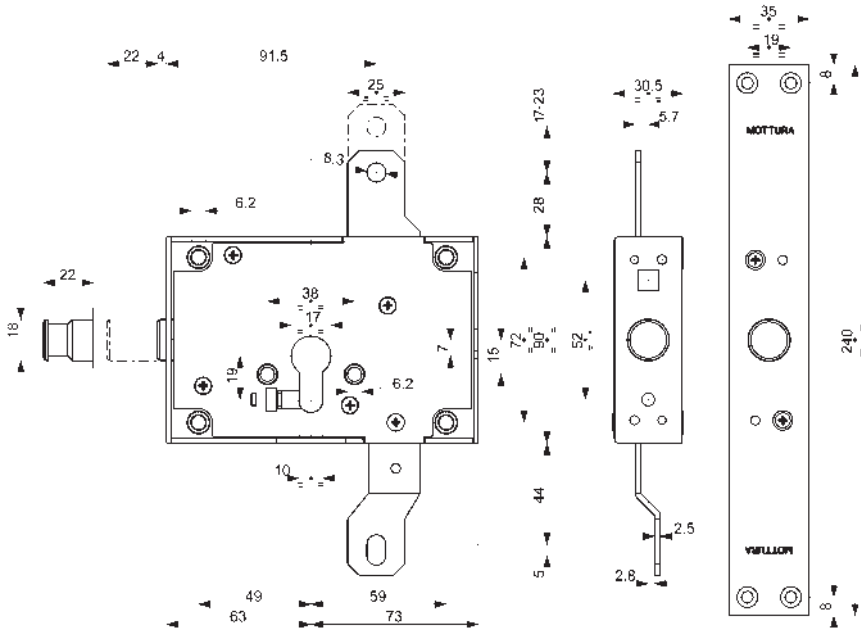
RIM LOCKS



safeguarding your security

MADE IN ITALY

36.258



Characteristics

- Additional security locking for any armoured doors lock, with bar travel between 17 and 23 mm
- Vertical locking (art. 36257)
- Vertical and side locking (art. 36258/36259)
- Backset 63 mm
- Upper bar travel 17/23 mm
- Double fixing system of the cylinder
- The cylinder, external reinforcement and other assembly accessories are supplied separately
- For added security we recommend using CHAMPIONS® cylinders and reinforcement Defender® Mottura

All items are supplied right-hand and left-hand, upper and lower (specify in the order)

Supplied with:

- screws and plate for fixing cylinder art. 99066
- bar connection pin art. 99197

on request:



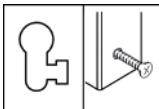



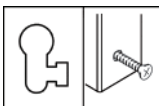
- Patented burglar-proof device (cylinder extraction) **T** (add the letter T to the lock code)



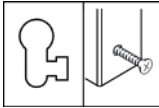

BARS NOT INCLUDED

It is RECOMMENDED to use CHAMPIONS® security cylinders








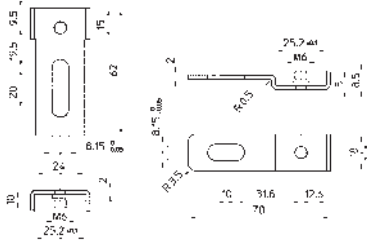


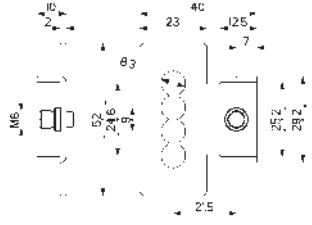

T **ON REQUEST**
Lock with forced cylinder extraction protection system

RIM LOCK			MORTISE-TYPE
	<h2>36.257</h2>		
	N - standard		
	T - with burglar-proof system 		
<p>Vertical locking Bars NOT included.</p> <div style="text-align: center;">  </div>			
	<h2>36.258</h2>		
	N - standard		
	T - with burglar-proof system 		
<p>Vertical and side locking Side bolt 22 mm travel Bars NOT included.</p> <div style="text-align: center;">  </div>			

RIM LOCK				MORTISE-TYPE
	36.259		36.259/I	
	N - standard			
	T - with burglar-proof system 			
	<p>Vertical and side locking Side bolt 22 mm travel with half-open function on the first turn (with main lock unlocked) and locking on the second turn. The bars and door holder NOT are included.</p> <div style="text-align: center;">  </div>			
				



3DKEY CONFIGURATION VERSION AVAILABLE
SEE THE 3DKEY LOCKS CHAPTER

94.399D/S		94.400D/S	
<p>Connecting plate for fitting art. 49.120 (XCode) on standard 52.571 locks etc. Dimensions 134x204 mm. The item is supplied left or right-hand (specify in the order)</p>		<p>Connecting plate for fitting art. 49.120 (XCode) on locks with upper latchbolt 52.505 etc. including bar shift plate. Dimensions 134x195 mm. The item is supplied left or right-hand (specify in the order)</p>	
99.197			93.316
<p>Bar connector pin for "Astablock" Package of 10</p>			
99.251			93.317
<p>Bar shift plate/extension to connect Astablock, XCode to locks with 40 mm bar travel Package of 10</p>			
99.253			93.318
<p>Bar shift plate/extension to connect Astablock, XCode to locks series 50.555 - 85.555 Package of 10</p>			

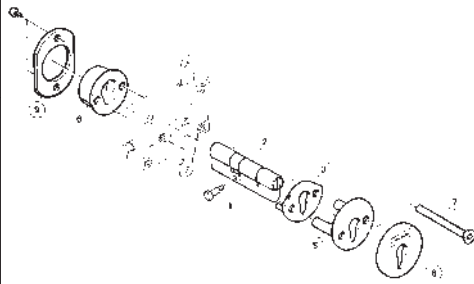
EXAMPLES OF INSTALLATION

 <p>A - Lower left connected with bar</p>	 <p>B - Upper right connected with bar</p>	 <p>C - Upper left with straight connection</p>	 <p>D - Lower right with straight connection</p>
--	---	---	---

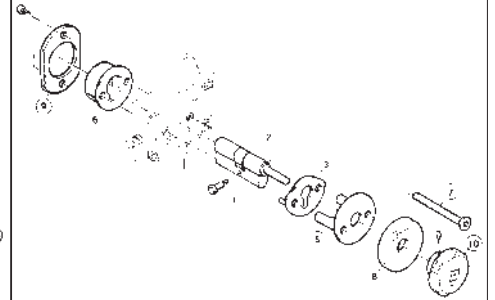
EXTERNAL PROTECTION

The following parts are supplied separately (not included in package):
 cylinder (2), internal rose (5), external reinforcement (6), through screws (7), escutcheons (8) and (9), knob (10).
 The same installation sequence applies for ASTABLOCK with double cylinder (Example A) and with provision for knob (Example B)

DOUBLE CYLINDER



CYLINDER WITH PROVISION FOR KNOB



FOR ACCESSORIES AND SPARE PARTS SERIES 36 REFER TO



BARS **93**



ESCUTCHEONS **95**

99

VARIOUS ACCESSORIES




MADE
IN
ITALY

LATCHES FOR EUROPROFILE CYLINDER



FORZA 7

37



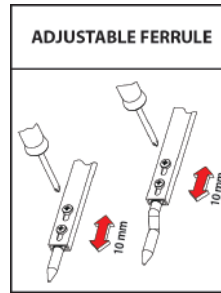

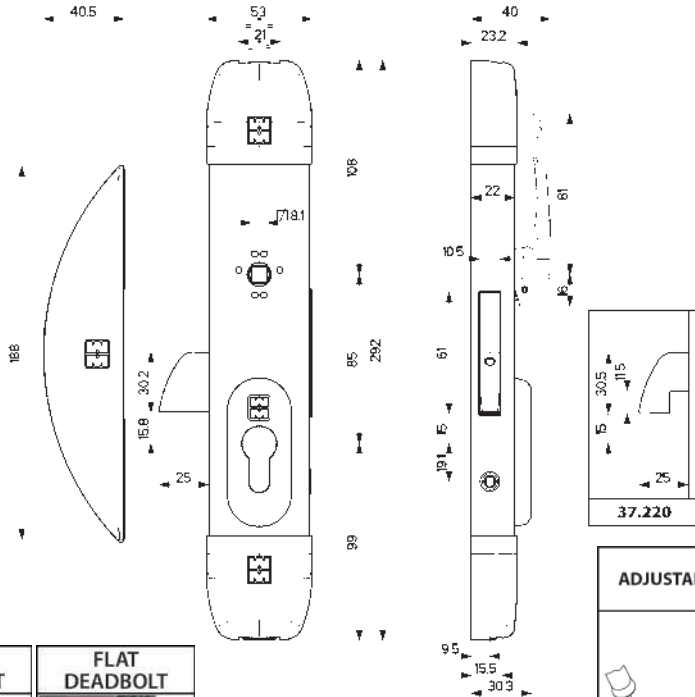
RIM LOCKS



safeguarding your security



37.210



Characteristics

- Vertical and Three-points
- Flat or hook swing deadbolt with automatic anti-lifting lock
- Bolt travel 25 mm
- Bolt and bar command with THROUGH square hole $\square 8$ and cylinder locking
- Aluminium bars and lock-cover black enamelled.
- All items are reversible

Supplied with:

- bar collars (99.162)
- floor striker plate (99.299)
- upper clasp (94.312)

BARS, CYLINDER AND OTHER ACCESSORIES ARE NOT INCLUDED.

IMPORTANT

Before installation, make sure there is enough clearance between the shutter and window/frame (40 mm)
If the half cylinder is used use type **M**.

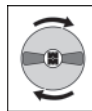
It is RECOMMENDED to use CHAMPIONS® security cylinders



37.100

Vertical
Activation by $\square 8$ handle
Bar travel 28 mm

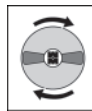
Bars **NOT** included



37.110

Three-points
with FLAT swing deadbolt
Activation by $\square 8$ handle
Bar travel 28 mm
Including striker plate

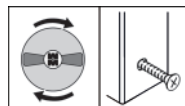
Bars **NOT** included





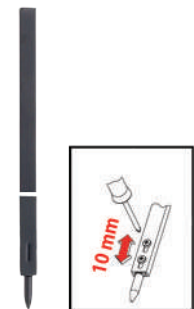
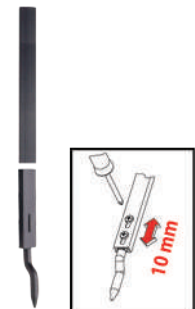
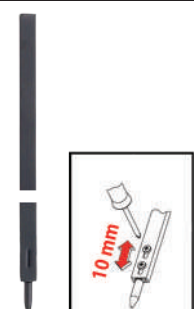

37.200

Vertical
Activation by $\square 8$ handle
and cylinder locking.
Bar travel 28 mm
Including internal escutcheon

Bars **NOT** included

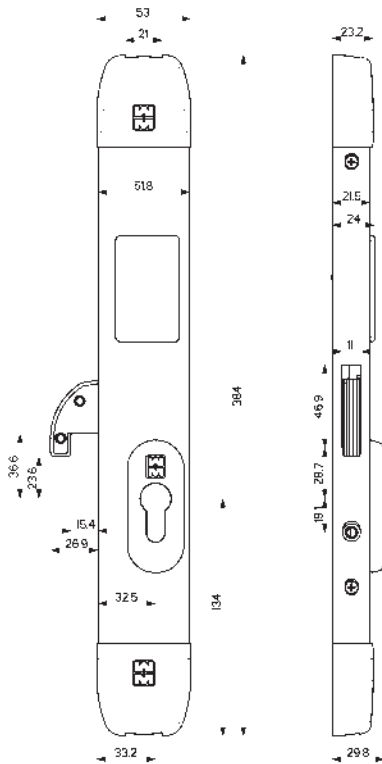


<h2>37.210</h2>	Bars NOT included 	
<p>Three-points with FLAT swing deadbolt Activation by \sphericalangle8 handle and cylinder locking. Bar travel 28 mm Including internal escutcheon and striker plate</p>		
<h2>37.220</h2>	Bars NOT included 	
<p>Three-points with HOOK swing deadbolt Activation by \sphericalangle8 handle and cylinder locking. Bar travel 28 mm Including internal escutcheon and striker plate</p>		
<h2>37.500</h2>	It also works as release striker plate and when the bolt engages the locking of the second wing, the bars no longer retract . Bars NOT included UNTIL STOCKS LAST	
<p>Striker plate and vertical locking for the second wing. Bar travel 28 mm Operation with retractable lever (180° travel).</p>		

<h2>93.326</h2>		<h2>93.329</h2>	
<p>Finish Black enamelled</p> <p>Aluminium bar pair 10x20 mm with ferrule Ø 10 mm n.1 of 148 cm with adjustable 15 mm projecting ferrule n.1 of 95 cm with adjustable straight ferrule for series 37</p>		<p>Finish Black enamelled</p> <p>Aluminium bar pair 10x20 mm with ferrule Ø 10 mm n.1 of 146 cm with adjustable mm projecting ferrule n.1 of 95 cm with adjustable straight ferrule for series 37</p>	
<h2>93.327</h2>		<h2>93.330</h2>	
<p>Finish Black enamelled</p> <p>Aluminium bar 10x20 mm with ferrule Ø 10 mm with adjustable straight ferrule Length cm 95 for series 37</p>		<p>Finish Black enamelled</p> <p>Aluminium bar 10x20 mm with ferrule Ø 10 mm with adjustable straight ferrule 15 Length cm 119 for series 37</p>	
<h2>93.328</h2>		<h2>93.331</h2>	
<p>Finish Black enamelled</p> <p>Aluminium bar 10x20 mm with ferrule Ø 10 mm with adjustable straight ferrule Length cm 146 for series 37</p>		<p>Finish Black enamelled</p> <p>Aluminium bar 10x20 mm with ferrule Ø 10 mm with adjustable straight ferrule Length cm 32 for series 37</p>	



37.320



Characteristics

- Vertical and Three-points
- Hook swing deadbolt with automatic anti-lifting lock
- Bolt travel 25 mm
- Bolt and bar command with cylinder
- Aluminium bars and lock-cover black enamelled suitable for outdoor mounting.
- All the articles are supplied left or right version (specify in the order)

Supplied with:

- bar collars (99.162)
- n.1 upper striker plate 94.445
- n.1 floor striker plate 99.299
- screws and small parts

BARS, CYLINDER AND OTHERS ACCESSORIES ARE NOT INCLUDED.

Metallic gray painting (GM) on request for information contact the company

IMPORTANT

Before installation, make sure there is enough clearance between the shutter and window/frame (40 mm)
If the half cylinder is used use type **M**.

It is RECOMMENDED to use CHAMPIONS® security cylinders



37.300ND/S

Vertical

Activation by cylinder
Bar travel 25 mm

Bars **NOT** included
The article is supplied left or right version (specify in the order)



37.320ND/S


Three-points


with HOOK swing deadbolt
Activation by cylinder.
Bar travel 25 mm

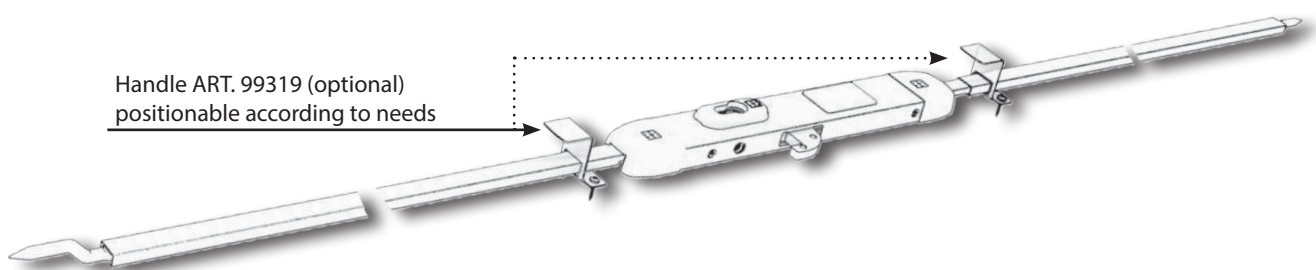
Bars **NOT** included
The article is supplied left or right version (specify in the order)




<h2 style="background-color: #cccccc; padding: 5px;">94.443N</h2> <p>Striker plate to apply for wooden doors Dimensions mm 154 x 68 x 29</p>		
<h2 style="background-color: #cccccc; padding: 5px;">94.444N</h2> <p>Striker plate to apply for pvc doors Dimensions mm 154 x 68 x 32</p>		
<h2 style="background-color: #cccccc; padding: 5px;">99.318N</h2> <p>Spacer KIT for PVC version</p>		
<h2 style="background-color: #cccccc; padding: 5px;">99.319N</h2> <p>Handle for locks 37300/37320 complete with fixing screws</p>		

<h2 style="background-color: #cccccc; padding: 5px;">93.339N</h2>	
<p style="text-align: center;">Finish</p> <p style="text-align: center;">Black enamelled</p>	
<p>Aluminium bar pair 10x20 mm with ferrule Ø 10 mm n.1 of 66 cm with 15 mm projecting ferrule n.1 of 66 cm with straight ferrule ADJUSTABLE BARS FROM 66 TO 124 cm</p>	


<h2 style="background-color: #cccccc; padding: 5px;">93.340N</h2>	
<p style="text-align: center;">Finish</p> <p style="text-align: center;">Black enamelled</p>	
<p>Aluminium bar pair 10x20 mm with ferrule Ø 10 mm n.2 of 66 cm with straight ferrule ADJUSTABLE BARS FROM 66 TO 124 cm</p>	




94.445N		
Finish		
Black enamelled		
Upper striker plate for 37300/320 series Dimensions: mm 50 x 29 x 2,5		




94.11101..		
Code	Finish	Th. [mm]
94.11101	Black enamelled	2.5
94.11101/1	Black enamelled	1
Spacer for Defender® 94.920 Package of 25		




94.920		
Finish		
Black enamelled		
Zamak reinforcement Defender® mm 32 x 75 x 18.5 for series 32-37-47 backset protection: 6 mm Backset slot of 3.5 or 5 mm (specify in order)		




94.922		
Finish		
Black enamelled		
Steel reinforcement Defender® mm 32 x 75 x 18.5 for series 32-37-47 backset protection: 6 mm Backset slot of 3.5 or 5 mm (specify in order)		




95.420		
Finish		
Black enamelled		
External escutcheon mm 32 x 75 x 8.5 including metal support for series 37, 47 Package of 10		




95.429/P		
Finish		
Black enamelled		
Internal escutcheon mm 32 x 75 x 8.5 with special metal support for cylinders with knob for series 37, 47 Package of 10		
UNTIL STOCKS LAST		




99.162		
Finish		
Black enamelled		
Collar for bars 10x20 mm for locks art. 35.370/383 and series 37 Package of 10		




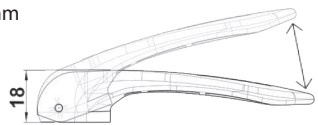
99.167		
Finish		
Nickel-plated		
Floor striker plate for bars Ø 10 mm possible screw fixing Depth 24 mm Package of 10		




99.299		
Finish		
Nickel-plated		
Floor striker plate with sprung closure for bars Ø 10 mm travel 30 mm Depth 38 mm package of 10		




99.520		
Finish		
Black enamelled		
Compact handle, with automatic return. Square \sphericalangle 8 mm		








99.522		
Finish		
Black enamelled		
Washer for handle 99520 th.4 mm Ø 38 mm		



99.526		
Finish		
Zinc-plated		
Square pin \sphericalangle 8 mm with plug for series 37 and 47		




<h2>99.295</h2>			
Finish			
Black			
Plastic cylinder knob with Ø 8/10 mm shaft for series 32 and 38 Package of 10			
<h2>C28L...</h2>			
Article	A - B	Finish	
CP8L610001	76 - 61	Nickel-plated	
CP8L710001	86 - 71	Nickel-plated	
CP8L810001	96 - 81	Nickel-plated	
Special half cylinder for art. 32.594N21/23/25 and art. 32.595N21/23/25. Supplied with: n°3/5 keys + card			
<h2>DPC1L...</h2>			
Article	A - B	Finish	
DPC1L61	76 - 61	Nickel-plated	
DPC1L71	86 - 71	Nickel-plated	
DPC1L81	96 - 81	Nickel-plated	
Special half cylinder for art. 32.594N21/23/25 and art. 32.595N21/23/25. Supplied with: n°3 keys + card			
<h2>DPC1C21</h2>			
Finish			
Nickel-plated			
Special half cylinder for art. 32.597N21/23/25 and art. 32.699N17.			

RIM LOCKS FOR EUROPROFILE CYLINDER

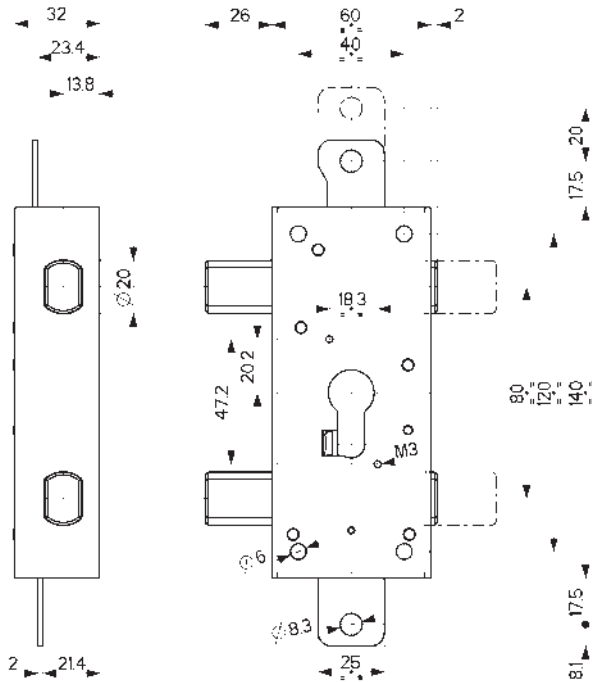


38



MADE
IN
ITALY

38.328



Characteristics

- Three-points
- Single finish: Black enamelled

Supplied with :

- n. 1 special escutcheon
- screws and small parts

Optional :

- striker plate art. 94.299
- striker plate art. 94.300
- striker plate art. 94.074
- collar for bars art. 99.152
- clasp for bars art. 99.153
- floor striker plate art. 99.151

BARS NOT INCLUDED

Important: Outdoor installations need a specific surface treatment to ensure greater protection against atmospheric agents. Contact the company for information.

SI RACCOMANDA di utilizzare
cilindri di sicurezza CHAMPIONS



38.328ND/S

Three-points - 30 mm backset
bolts sec. 20x14 travel 22 mm
20 mm bar travel
The articles are supplied left-hand and right-hand
(specify in the order)

Bars **NOT** included
SPECIAL escutcheon included.



93.140N

Finish

Black enamelled

Bar pair Ø 18 mm
adjustable from 152 cm to 270 cm total
1 from 76 to 131 cm - 1 from 76 to 139 cm



94.413


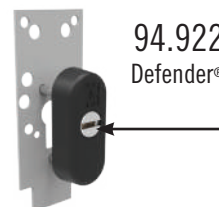


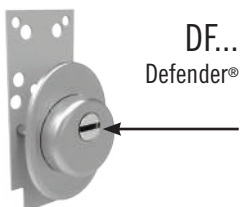
Finish

Zinc-plated

Fixing plate
Dimensions 135 x 54 x 2 mm
N.B. For fixing the Defender® to the plate
use **only** countersunk screws.

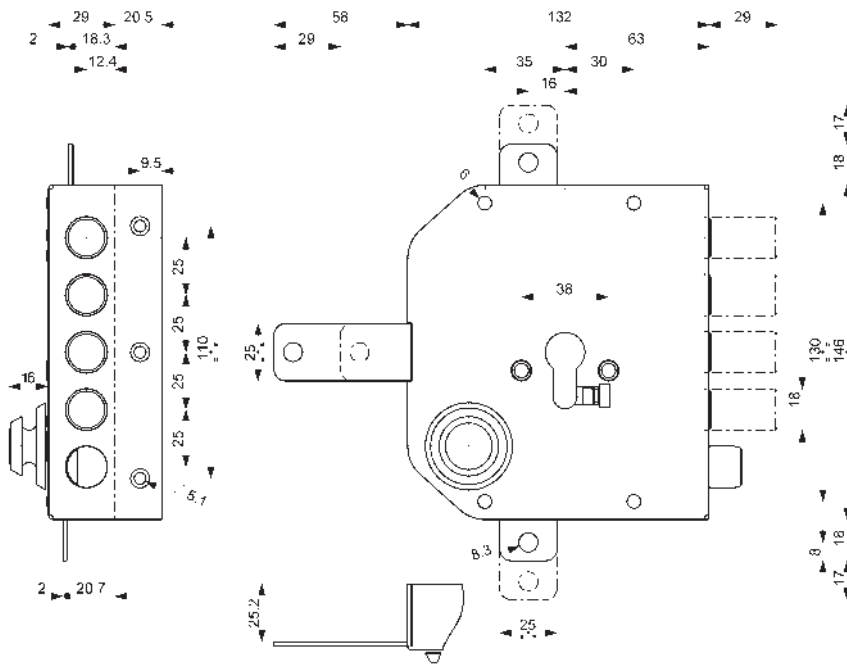


EXTERNAL PROTECTION WITH PLATE 94.413



**MADE
IN
ITALY**

38.650



Characteristics


- Side, Three-points or five-points locks
- 63 mm cylinder backset
- Cylinder fastening with Mottura "fitting"
- 29 mm bolts travel
- All items are supplied left-hand and right-hand (specify in the order)
- Finish: Brown enamelled

Important: when replacing the pump locks or double-bitted locks with art. 38.640 and art. 38.650, switchlock art. 96.145 must be used instead of art. 96.143. For characteristics and technical drawings see chapter 96.

The use of the Defender® kit is recommended for increased protection of the lock and the cylinder.










BARS, SWITCHLOCKS, CYLINDERS AND OTHER ACCESSORIES ARE NOT INCLUDED.

on request:

- Patented burglar-proof device (cylinder extraction) **T**  (add the letter T to the lock code)

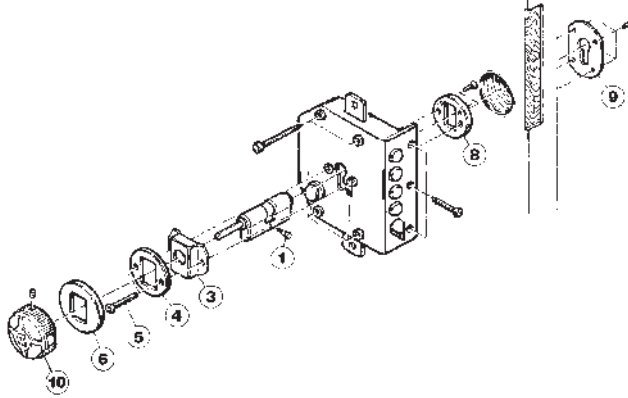
It is RECOMMENDED to use CHAMPIONS® security cylinders



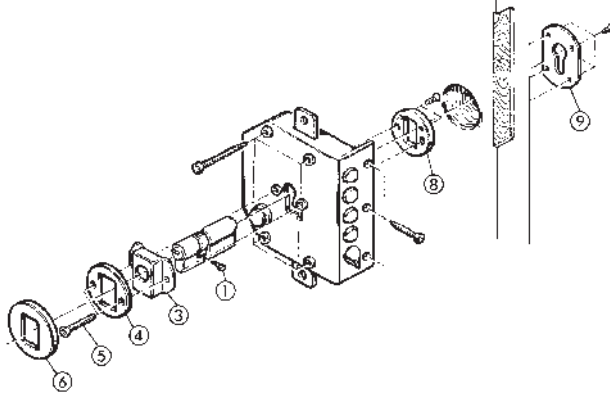
<p>38.600..</p> <p>Version</p> <p>N - standard</p> <p>T - burglar-proof </p> <p>Side lock</p>		
<p>38.610..</p> <p>Version</p> <p>N - standard</p> <p>T - burglar-proof </p> <p>Side lock with latch bolt</p>		
<p>38.620..</p> <p>Version</p> <p>N - standard</p> <p>T - burglar-proof </p> <p>Three-points Bar travel 17 mm</p>	<p>Bars NOT included</p> 	

<h2>38.630..</h2> <p>Version N - standard T - burglar-proof </p> <p>Three-points with latchbolt Bar travel 17 mm</p>		<p>Bars NOT included</p>	
<h2>38.640..</h2> <p>Version N - standard T - burglar-proof </p> <p>Five-points Bar travel 17 mm Five-point travel 29mm</p>		<p>Bars and switchlocks NOT included</p>	
<h2>38.650..</h2> <p>Version N - standard T - burglar-proof </p> <p>Five-points with latchbolt Bar travel 17 mm Five-point travel 29mm</p>		<p>Bars and switchlocks NOT included</p>	
<h2>95.442D/S</h2> <p>Finish Anod. bronze</p> <p>Internal escutcheon 130 x 150 mm complete with screws for series 38 locks with latchbolt. The item is supplied left or right-hand (specify in the order) Package of 10</p>			<h2>99.199</h2> <p>Latchbolt knob extension available from 10/15/20/25/30 mm specify in the order Package of 10</p>
<h2>98.40002</h2> <p>L latchbolt knob Package of 1</p>			
<h3>93.140</h3>	<h3>93.141</h3>		
<h3>94.122</h3>	<h3>94.122M</h3>	<h3>94.125</h3>	
<h3>94.080</h3>	<h3>94.081</h3>	<h3>96.145</h3>	<h3>99.135C630D/S</h3> <p>ON REQUEST REVERSED LATCH (ADD "R" TO THE CODE)</p>

**EXAMPLE OF INSTALLATION WITH
CYLINDER WITH KNOB + KEY PROVISION**



**EXAMPLE OF INSTALLATION WITH
DOUBLE CYLINDER**



Side locks - art. 38600/610

- cylinder fastener details 1-3-4-5-6-8
- n. 1 escutcheon (9) art. 95297/B
- n. 1 striker plate art. 94122
- screws and small parts

Three-points locks - art. 38620/630

- cylinder fastener details 1-3-4-5-6-8
- n. 1 escutcheon (9) art. 95297/B
- n. 1 striker plate art. 94122
- n. 2 bar collars art. 99152
- n. 1 clasp art. 99153
- n. 1 floor striker plate art. 99151
- screws and small parts

Five-points locks - art. 38640/650

- cylinder fastener details 1-3-4-5-6-8
- n. 1 escutcheon (9) art. 95297/B
- n. 1 striker plate art. 94122
- n. 2 bar collars art. 99152
- n. 1 clasp art. 99153
- n. 1 floor striker plate art. 99151
- screws and small parts

To be ordered separately:

- cylinder
- Defender® cylinder external protection in replacement of the fixing plate (8)
- spacer for defender art. 99256
- bars and switchlock



ON REQUEST

Lock with forced cylinder extraction protection system

FOR ACCESSORIES AND SPARE PARTS SERIES 38 REFER TO



BARS

93

94

STRIKER PLATES



ESCUTCHEONS

95

96

SWITCHLOCKS




VARIOUS
ACCESSORIES

99



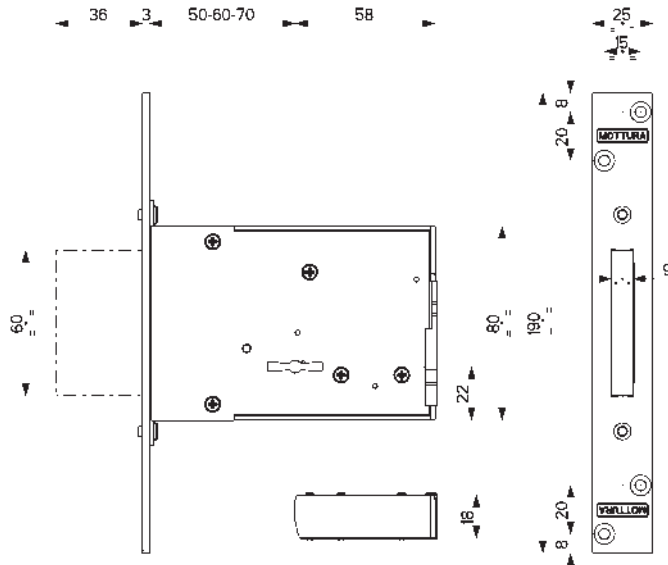
DOUBLE-BITTED MORTISE LOCKS

40



safeguarding your security

40.701



Characteristics

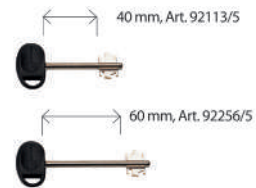
- Mortise-type locks for wooden and metal doors and windows
- Side locks
- Backset 50/60/70 mm specify in the order
- All items are ambidextrous
- Finish: Zinc-plated box, nickel-plated or Zinc-plated face plate
- Single or multiple packs with locks with:
 - Keyed to differ
 - Keyed alike (KA)
- All packs include screws and small parts in addition to the specified accessories.

The price of articles supplied in packs is per unit unless otherwise specified in the price list.

Locks supplied with :
1/2/3 keys with 36 mm stem art.92292/5

On request the locks

- can be supplied with:
- 40 mm stem keys art. 92113/5
 - 60 mm stem keys art. 92256/5



40.701

Face plate Finish

Nickel-plated


Side lock - backset: 50/60/70

Bolt travel 36 mm

Supplied with:

- 3 keys with 36 mm stem art. 92292/5
- pair of brass escutcheons art. 95323/324
- striker plate art. 94282 (dim. 184x25x3 mm)

3 keys - 36 mm
art. 92292/5



40.702

Face plate Finish

Zinc-plated

Side lock - backset: 50/60/70

Bolt travel 36 mm

Supplied with:

- 2 keys 36 mm art. 92292/5 for each lock
- iron escutcheon art. 95281

Package of 6
with different coding

2 keys - 36 mm
art. 92292/5



40.704

Face plate Finish

Zinc-plated

Side lock - backset: 50/60/70


Bolt travel 36 mm

Supplied with:

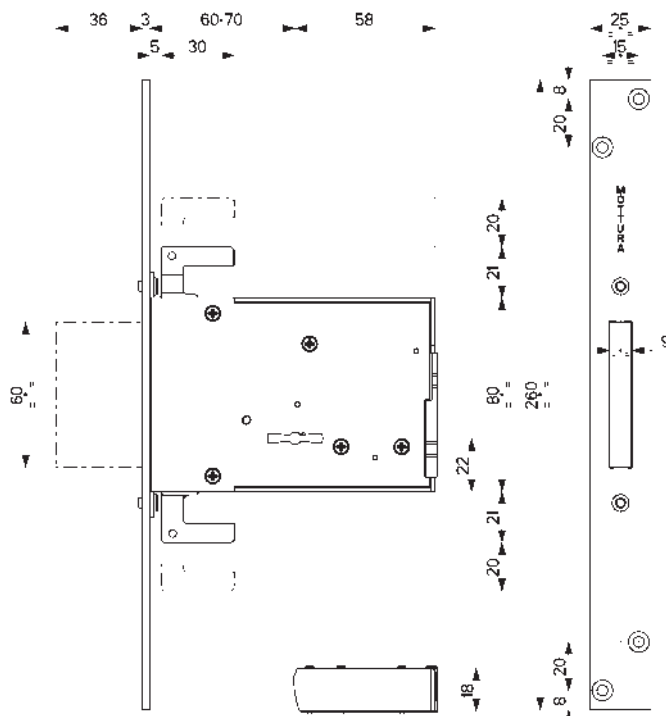
- 1 key 36 mm art. 92292/5 for each lock
- iron escutcheon art. 95281

Package of 10 with KA

1 key - 36 mm
art. 92292/5



40.705



Characteristics

- Mortise-type locks for wooden and metal doors and windows
- Three-points
- Backset 60/70 mm specify in the order
- All items are ambidextrous
- Finish: Zinc-plated box, nickel-plated or Zinc-plated face plate
- Single or multiple packs with locks with:
 - Keyed to differ
 - Keyed alike (KA)
- All packs include screws and small parts in addition to the specified accessories.
- Threaded bar fittings:
 - **M6** in plastic
 - **M8** in metal

The price of articles supplied in packs is per unit unless otherwise specified in the price list.

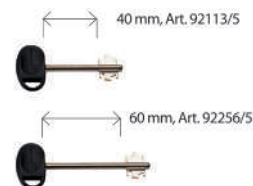
BARS NOT INCLUDED

See chapter 93 for combinations.

Locks supplied with 1/2/3 keys with 36 mm stem art.92292/5

On request the locks can be supplied with:

- 40 mm stem keys art. 92113/5
- 60 mm stem keys art. 92256/5



40.705/M6/M8

Face plate Finish


Nickel-plated

Three-points lock - backset: 60/70

Bolt travel 36 mm
Bar travel 20 mm

- Supplied with:
- 3 keys 36 mm art. 92292/5
 - pair of brass escutcheons art. 95323/324
 - striker plate art. 94282 (dim. 184x25x3 mm)
 - upper striker plate and bar collars art. 99182
 - floor striker plate art. 99181
 - 2 threaded bar fittings
 - **M6 art. 99237006** in plastic or **M8 art. 99237008** in metal specify in the order
- Bars **NOT** included

3 keys - 36 mm
art. 92292/5



40.706/M6/M8

Face plate Finish


Zinc-plated

Three-points lock - backset: 60/70

Bolt travel 36 mm
Bar travel 20 mm

- Supplied with:
- 2 keys 36 mm art. 92292/5 per lock
 - iron escutcheon art. 95281
 - 2 threaded bar fittings
 - **M6 art. 99237006** in plastic or **M8 art. 99237008** in metal specify in the order
- Bars **NOT** included

2 keys - 36 mm
art. 92292/5



40.707/M6/M8

Face plate Finish


Zinc-plated

Three-points lock - backset: 60/70

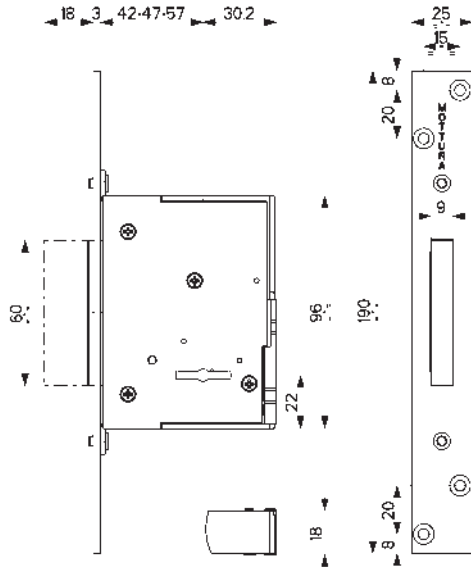
Bolt travel 36 mm
Bar travel 20 mm

- Supplied with:
- 1 key 36 mm art. 92292/5 per lock
 - iron escutcheon art. 95281
 - 2 threaded bar fittings
 - **M6 art. 99237006** in plastic or **M8 art. 99237008** in metal specify in the order
- Bars **NOT** included

1 key - 36 mm
art. 92292/5



40.751



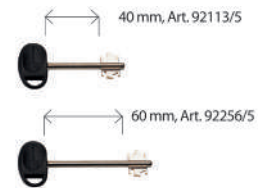
Characteristics

- Mortise-type locks for wooden and metal doors and windows
- Side locks
- Backset 42/47/57 mm specify in the order
- All items are ambidextrous
- Finish:
Zinc-plated box, nickel-plated face plate
- All packs include screws and small parts in addition to the specified accessories

Locks supplied with :
3 keys with 36 mm stem art.92292/5

On request the locks

- can be supplied with:
- 40 mm stem keys art. 92113/5
 - 60 mm stem keys art. 92256/5



40.751

Face plate Finish

Nickel-plated

Side lock - backset: 42/47/57

Bolt travel 18 mm

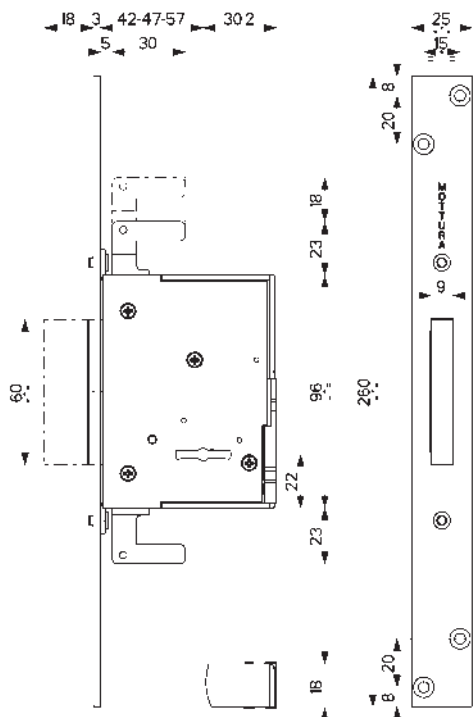
Supplied with:

- 3 keys with 36 mm stem art. 92292/5
- pair of brass escutcheons art. 95323/324
- striker plate art. 94282 (dim. 184x25x3 mm)

3 keys - 36 mm
art. 92292/5



40.756



Characteristics

- Mortise-type locks for wooden and metal doors and windows
- Three-points
- Backset 42/47/57 mm specify in the order
- All items are ambidextrous
- Finish:
 - Zinc-plated box, Zinc-plated face plate
- Multiple packs with locks with:
 - Keyed to differ
 - Keyed alike (KA)
- All packs include screws and small parts in addition to the specified accessories.
- Threaded bar fittings:
 - M6 in plastic
 - M8 in metal

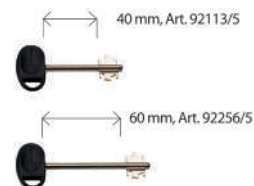
The price of articles supplied in packs is per unit unless otherwise specified in the price list.

BARS NOT INCLUDED

See chapter 93 for combinations.

Locks supplied with :
1/2 keys with 36 mm stem art.92292/5

- On request** the locks can be supplied with:
- 40 mm stem keys art. 92113/5
 - 60 mm stem keys art. 92256/5



40.756/M6/M8

Face plate Finish

Zinc-plated


Three-points lock - backset: 42/47/57

Bolt travel 18 mm

Bar travel 20 mm

- Supplied with:
- 2 keys 36 mm art. 92292/5 per lock
 - iron escutcheon art. 95281
 - 2 threaded bar fittings
- M6 art. 99237006** in plastic or
M8 art. 99237008 in metal
specify in the order.
- Bars **NOT** included
- Package of 12 with different coding**

2 keys - 36 mm
art. 92292/5



40.757/M6/M8

Face plate Finish

Zinc-plated


Three-points lock - backset: 42/47/57

Bolt travel 18 mm

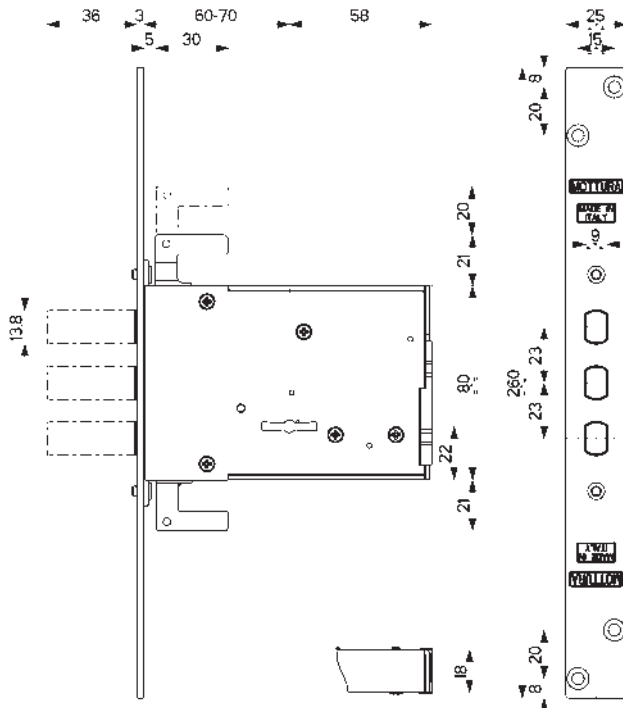
Bar travel 20 mm

- Supplied with:
- 1 key 36 mm art. 92292/5 per lock
 - iron escutcheon art. 95281
 - 2 threaded bar fittings
- M6 art. 99237006** in plastic or
M8 art. 99237008 in metal
specify in the order.
- Bars **NOT** included
- Package of 12 with KA**

1 key - 36 mm
art. 92292/5



40.805



Characteristics

- Mortise-type locks for wooden and metal doors and windows
- Side, Three-points
- Backset 60/70 mm specify in the order
- All items are ambidextrous
- Finish:
Zinc-plated box, nickel-plated or Zinc-plated face plate
- Single or multiple packs with locks with:
- different coding
- All packs include screws and small parts in addition to the specified accessories.
- Threaded bar fittings:
- M6 in plastic
- M8 in metal

The price of articles supplied in packs is per unit unless otherwise specified in the price list.

BARS NOT INCLUDED

See chapter 93 for combinations.

Locks supplied with
2/3 keys with 36 mm stem art.92292/5

On request the locks
can be supplied with:

- 40 mm stem keys art. 92113/5
- 60 mm stem keys art. 92256/5

40 mm, Art. 92113/5



60 mm, Art. 92256/5



40.802

Face plate Finish

Zinc-plated

Side lock - backset: 60/70


Bolts travel mm 36

Supplied with:

- 2 keys 36 mm art. 92292/5 for each lock
- iron escutcheon art. 95281

Package of 6
with different coding

2 keys - 36 mm
art. 92292/5



40.805/M6/M8

Face plate Finish

Nickel-plated

Three-points lock - backset: 60/70

Bolts travel 36 mm


Bar travel 20 mm

Supplied with:

- 3 keys 36 mm art. 92292/5
- pair of brass escutcheons art. 95323/324
- striker plate art. 94337 (dim. 184x25x3 mm)
- upper striker plate and bar collars art. 99182
- floor striker plate art. 99181
- 2 threaded bar fittings

M6 art. 99237006 in plastic or
M8 art. 99237008 in metal
specify in the order.
Bars **NOT** included

3 keys - 36 mm
art. 92292/5



40.806/M6/M8

Face plate Finish

Zinc-plated

Three-points lock - backset: 60/70

Bolts travel 36 mm


Bar travel 20 mm

Supplied with:

- 2 keys 36 mm art. 92292/5 per lock
 - iron escutcheon art. 95281
 - 2 threaded bar fittings
- M6 art. 99237006** in plastic or
M8 art. 99237008 in metal
specify in the order.

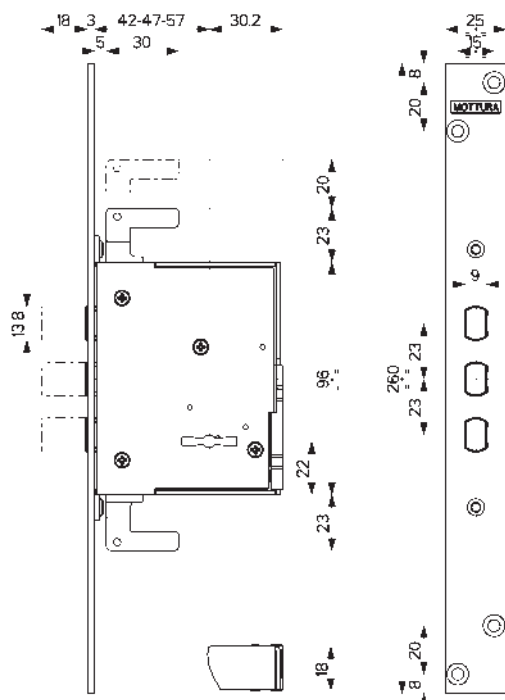
Bars **NOT** included
Package of 6
with different coding

2 keys - 36 mm
art. 92292/5



40.856

MADE
IN
ITALY



Characteristics

- Mortise-type locks for wooden and metal doors and windows
- Side, Three-points
- Backset 42/47/57 mm specify in the order
- All items are ambidextrous
- Finish:
 - Zinc-plated box, Zinc-plated face plate
- Multiple packs with locks with:
 - Keyed to differ
- All packs include screws and small parts in addition to the specified accessories.
- Threaded bar fittings:
 - M6 in plastic
 - M8 in metal

The price of articles supplied in packs is per unit unless otherwise specified in the price list.

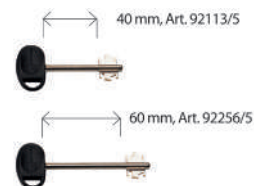
BARS NOT INCLUDED

See chapter 93 for combinations.

Locks supplied with :
2 keys with 36 mm stem art.92292/5

On request the locks can be supplied with:

- 40 mm stem keys art. 92113/5
- 60 mm stem keys art. 92256/5



40.852

Face plate Finish

Zinc-plated

Side lock - backset: 42/47/57

Bolts travel mm 18

Supplied with:

- 2 keys 36 mm art. 92292/5 for each lock
- iron escutcheon art. 95281

Package of 12 with different coding

2 keys - 36 mm art. 92292/5



40.856/M6/M8

Face plate Finish

Zinc-plated

Three-points lock - backset: 42/47/57

Bolts travel 18 mm


Bar travel 20 mm

Supplied with:

- 2 keys 36 mm art. 92292/5 per lock
- iron escutcheon art. 95281
- 2 threaded bar fittings
- **M6 art. 99237006** in plastic or **M8 art. 99237008** in metal specify in the order
- Bars **NOT** included

package of 12 with different coding

2 keys - 36 mm art. 92292/5




<p>93.271</p> <p>Finish Zinc-plated</p> <p>Bar pair Ø 10 mm with insert connection for art. 40.721, 40.741 2 from 104 cm 2 caps Ø 10 mm length 4 cm Package of 5 pairs</p>		<p>93.278</p> <p>Finish Zinc-plated</p> <p>Bar pair Ø 8 mm with threaded M6 connection for series 40 2 of 60 cm 2 caps Ø 10 mm length 4 cm</p>	
<p>93.276</p> <p>Finish Zinc-plated</p> <p>Threaded M6 bar pair Ø 8 mm for series 40, 47 1 of 101.5 cm - 1 of 127 cm 2 caps Ø 10 mm length 4 cm Pack of 6 pairs</p>		<p>93.279</p> <p>Finish Zinc-plated</p> <p>Bar pair Ø 8 mm with insert connection for series 40 2 of 60 cm 2 caps Ø 10 mm length 4 cm</p>	
<p>93.277</p> <p>Finish Zinc-plated</p> <p>Bar pair Ø 8 mm with insert connection for series 40, 47 1 of 99 cm - 1 of 124 cm 2 caps Ø 10 mm length 4 cm Pack of 6 pairs</p>		<p>93.322</p> <p>Finish Zinc-plated</p> <p>bar pair Ø 8 mm with threaded M8 connection for series 40, 47 1 of 101.5 cm - 1 of 127 cm 2 caps Ø 10 mm length 4 cm Package of 6 pairs</p>	
<p>94.282</p>	<p>94.283</p>	<p>94.337</p>	

FOR ACCESSORIES AND SPARE PARTS SERIES 40 REFER TO

	<p>KEYS 92</p>	<p>94 STRIKER PLATES</p>	
	<p>ESCUTCHEONS 95</p>	<p>99 VARIOUS ACCESSORIES</p>	

DOUBLE-BITTED MORTISE LOCKS

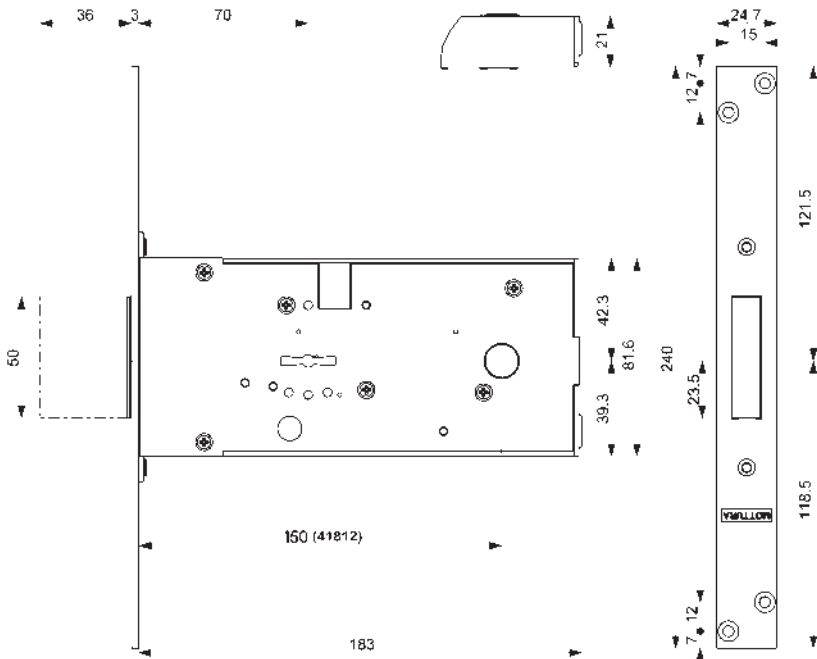
41



safeguarding your security

41.810

MADE IN ITALY

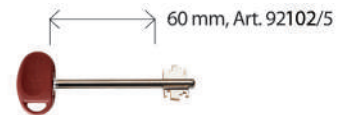


Characteristics

- Mortise-type locks for ALUMINIUM fixtures
- Side locks
- Backset 70 mm
- Latchbolt handle backset 150 mm
- All items are ambidextrous
- Single finish: Nickel-plated

Locks supplied with :
 3 keys with 36 mm stem art.92229/5

On request the locks
 can be supplied with:
 • keys with 60 mm stem, art. 92102/5



41.810

Finish

Nickel-plated


Side lock

Backset 70 mm

Supplied with:

- 3 keys 36 mm art. 92229/5
- pair of escutcheons art. 95225
- striker plate art. 94232 (dim. 120x45x7 mm)
- screws and small parts

3 keys 36 mm
 art. 92229/5



41.812

Finish

Nickel-plated

Side lock with latchbolt

Backset 70 mm

Reversible latchbolt


operated by handle square 8

Latchbolt handle backset 150 mm

Supplied with:

- 3 keys 36 mm art. 92229/5
- pair of escutcheons art. 95225
- striker plate art. 94231 (dim. 120x45x7 mm)
- screws and small parts

3 keys 36 mm
 art. 92229/5



41.814

Finish

Nickel-plated

Side lock with roller


with adjustable projection.

Backset 70 mm

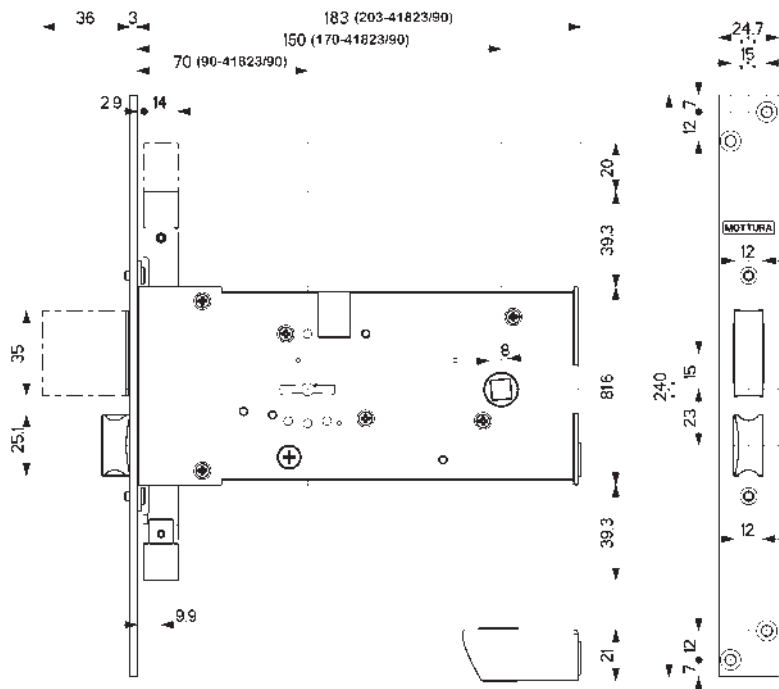
Supplied with:

- 3 keys 36 mm art. 92229/5
- pair of escutcheons art. 95225
- striker plate art. 94233 (dim. 140x45x7 mm)
- screws and small parts

3 keys 36 mm
 art. 92229/5



41.823



Characteristics

- Mortise-type locks for ALUMINIUM fixtures
- Three-points locks
- Backset 70 mm (90 for 41823/90 only)
- Latchbolt handle backset 150 mm (170 for 41823/90 only)
- All items are ambidextrous
- Single finish: Nickel-plated
- Threaded bar fittings M6

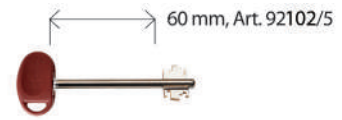
On request the locks can be supplied with M8 bar fittings. Specify in the order.

BARS NOT INCLUDED

See chapter 93 for combinations.

Locks supplied with :
 3 keys with 36 mm stem art.92229/5

On request the locks can be supplied with:
 • keys with 60 mm stem, art. 92102/5


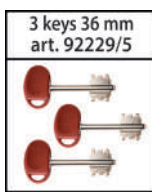


41.821

Finish
 Nickel-plated

Three-points
 Backset 70 mm
 Bar travel 20 mm

Supplied with:
 • 3 keys 36 mm art. 92229/5
 • pair of escutcheons art. 95225
 • striker plate art. 94232 (dim. 120x45x7 mm)
 • floor striker plate art. 99226
 • 2 threaded bar fittings M6 art. 99237
 • screws and small parts
 Bars **NOT** included




41.823

Finish
 Nickel-plated

Three-points with latchbolt
 Backset 70 mm
 Reversible latchbolt operated by handle square 8
 Latchbolt handle backset 150 mm
 Bar travel 20 mm

Supplied with:
 • 3 keys 36 mm art. 92229/5
 • pair of escutcheons art. 95225
 • striker plate art. 94231 (dim. 120x45x7 mm)
 • floor striker plate art. 99226
 • 2 threaded bar fittings M6 art. 99237
 • screws and small parts
 Bars **NOT** included

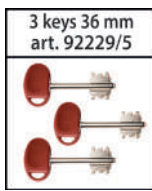


41.823/90

Finish
 Nickel-plated

Three-points with latchbolt
Backset 90 mm
 Reversible latchbolt operated by handle square 8
 Latchbolt handle backset mm 170
 Bar travel 20 mm

Supplied with:
 • 3 keys 36 mm art. 92229/5
 • pair of escutcheons art. 95225
 • striker plate art. 94231 (dim. 120x45x7 mm)
 • floor striker plate art. 99226
 • 2 threaded bar fittings M6 art. 99237
 • screws and small parts
 Bars **NOT** included



<h2>41.825</h2>	<p>Supplied with:</p> <ul style="list-style-type: none"> • 3 keys 36 mm art. 92229/5 • pair of escutcheons art. 95225 • striker plate art. 94233 (dim. 140x45x7 mm) • floor striker plate art. 99226 • 2 threaded bar fittings 	
<p>Finish</p> <p>Nickel-plated</p> <p>Three-points with roller with adjustable projection. Backset 70 mm Bar travel 20 mm</p>	<p>M6 art. 99237</p> <ul style="list-style-type: none"> • screws and small parts Bars NOT included 	
94.231 - UNTIL STOCKS LAST	94.232	94.234



FOR ACCESSORIES AND SPARE PARTS SERIES 41 REFER TO


	KEYS 92	93	BARS	
	STRIKER PLATES 94	95	ESCUTCHEONS	
	VARIOUS ACCESSORIES 99			

MADE
IN
ITALY

LOCKS FOR OVERHEAD DOORS AND SHUTTERS



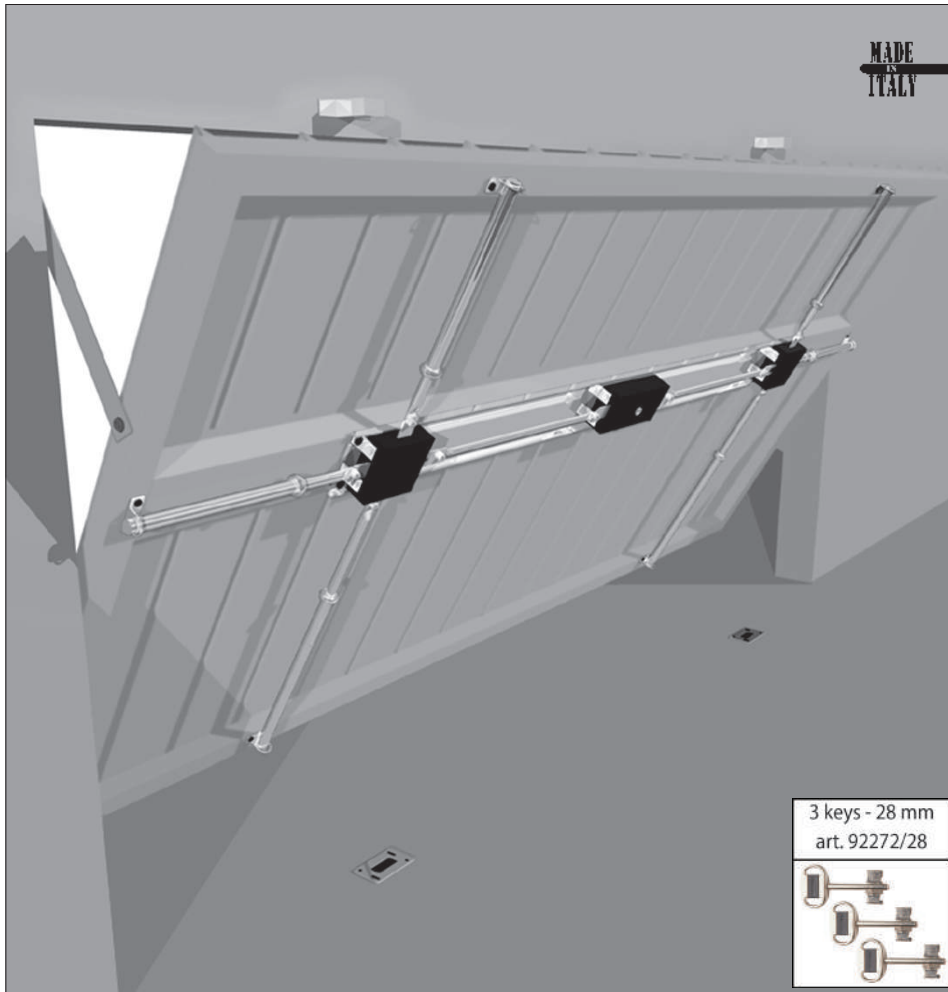
45



OVERHEAD DOORS
AND SHUTTERS



safeguarding your security



Characteristics

Locks designed to offer specific solutions for locking large-sized doors. Especially recommended for overhead garage doors.

Also available in 2 kits including all accessories for installation (Art. 45.1170 KIT and Art. 45.1200 KIT).

- Models with 2, 4 and 6 locking points
- Locking mechanism with pressure cylinder with 8 oscillating levers
- External protection in hardened sintered material
- Opens from inside with 8 mm square knob; for correct operation knob Art. 99502 is recommended (see chapter 99)
- Finish: Zinc-plated only

Supplied with :

3 keys, 28 mm stem, Art. 92272/28 and numbered owner's card in sealed envelope.

on request the locks can be supplied with:

- 15 mm stem keys art. 92272/15
- 50 mm stem keys art. 92272/50

3 keys - 28 mm
art. 92272/28



15 mm, Art. 92272/15



50 mm, Art. 92272/50



45.1170

Finish


Zinc-plated

Horizontal

width 1700 mm - height 100 mm
4 vertical and 2 horizontal locking points
Vertical bar travel 28 mm - horizontal 36 mm
Supplied with:

- 1 external concave escutcheon, Art. 95307
- 2 adjustable lower striker plates, Art. 94304

Other accessories **NOT** included



45.1200

Finish


Zinc-plated

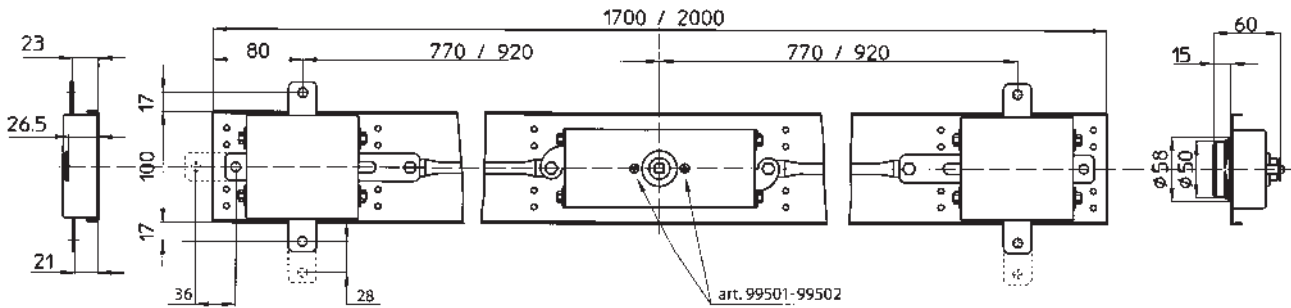
Horizontal

width 2000 mm - height 100 mm
4 vertical and 2 horizontal locking points
Vertical bar travel 28 mm - horizontal 36 mm
Supplied with:

- 1 external concave escutcheon, Art. 95307
- 2 adjustable lower striker plates, Art. 94304

Other accessories **NOT** included





45.1170 KIT

Kit complete

with accessories for installation, including:

- 1 lock, Art. 45.1170
- 3 external plates, Art. 94022
- 4 bars, Art. 93294
- 4 bar collars, Art. 99152

- 2 upper clasps, Art. 99153
- 2 striker plates, Art. 94304
- 1 escutcheon, Art. 95301
- 3 keys, 28 mm. stem, Art. 92272/28 and numbered owner's card in sealed envelope

45.1200 KIT

Kit complete

with accessories for installation, including:

- 1 lock, Art. 45.1200
- 3 external plates, Art. 94022
- 4 bars, Art. 93294
- 4 bar collars, Art. 99152

- 2 upper clasps, Art. 99153
- 2 striker plates, Art. 94304
- 1 escutcheon, Art. 95301
- 3 keys, 28 mm. stem, Art. 92272/28 and numbered owner's card in sealed envelope

99.550

Finish

Black enamelled



Cover for Art. 45.1170 - Optional: to be ordered separately

99.551

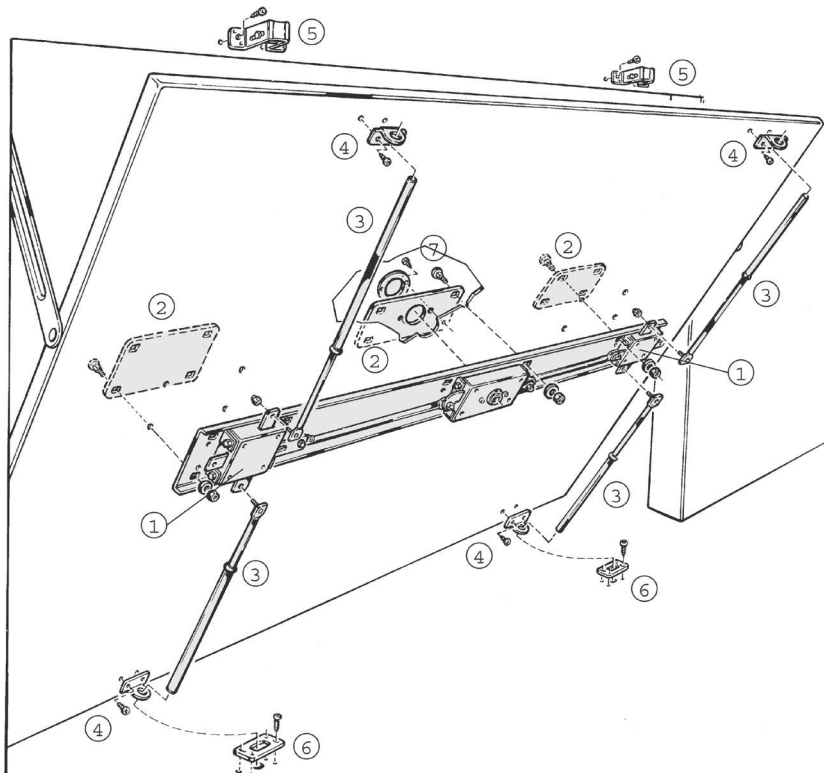
Finish

Black enamelled



Cover for art. 45.1200 - Optional: to be ordered separately

EXAMPLE OF INSTALLATION

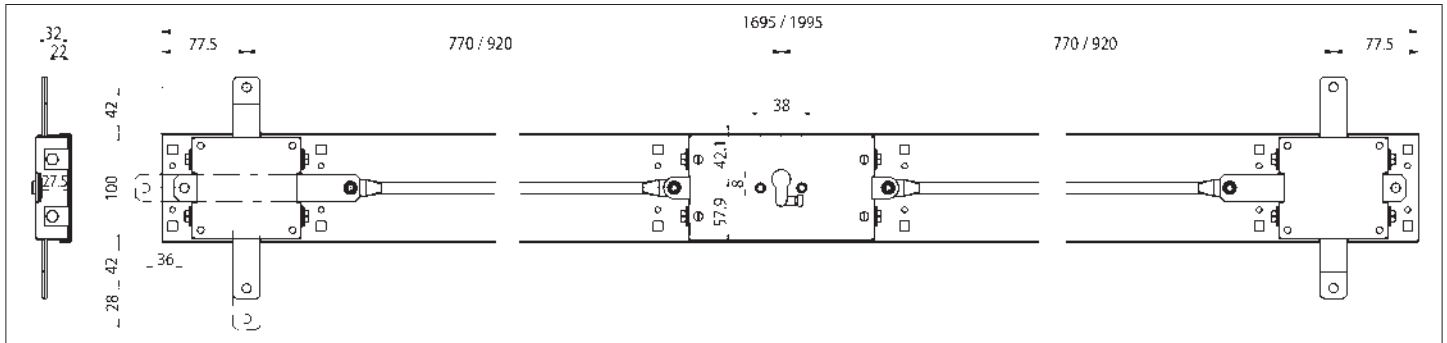


- 1 - lock
- 2 - 3 external plates
- 3 - 4 bars
- 4 - 4 bar collars
- 5 - 2 clasps
- 6 - 2 striker plates
- 7 - 1 escutcheon

Optional

- Covering Art. 99.550 (for Art. 45.1170), and Art. 99.551 (for Art. 45.1200)
- Bars Art. 93.140 Art. 93.243

Door shown is for purposes of example only




45.81170

Finish
Zinc-plated

Horizontal for cylinder
width 1700 mm - height 100 mm
4 vertical and 2 horizontal locking points
Vertical bar travel 28 mm - horizontal 36 mm
Supplied with:
• 2 adjustable lower striker plates, Art. 94304

Other accessories **NOT** included




45.81200

Finish
Zinc-plated

Horizontal for cylinder
width 2000 mm - height 100 mm
4 vertical and 2 horizontal locking points
Vertical bar travel 28 mm - horizontal 36 mm
Supplied with:
• 2 adjustable lower striker plates, Art. 94304

Other accessories **NOT** included



45.81170 KIT

Kit complete with accessories for installation, including:

- 1 lock, Art. 45.81170
- 3 external plates, Art. 94022
- 4 bars, Art. 93294
- 4 bar collars, Art. 99152
- 2 upper clasps, Art. 99153
- 2 striker plates, Art. 94304



45.81200 KIT

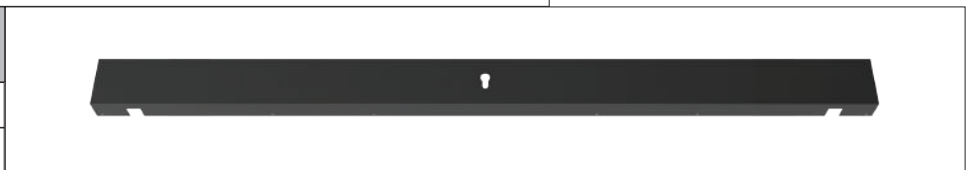
Kit complete with accessories for installation, including:

- 1 lock, Art. 45.81200
- 3 external plates, Art. 94022
- 4 bars, Art. 93294
- 4 bar collars, Art. 99152
- 2 upper clasps, Art. 99153
- 2 striker plates, Art. 94304



99.558

Finish
Black enamelled



Cover for Art. 45.81170 - Optional: to be ordered separately

99.559

Finish
Black enamelled



Cover for Art. 45.81200 - Optional: to be ordered separately

45.750

MADE IN ITALY

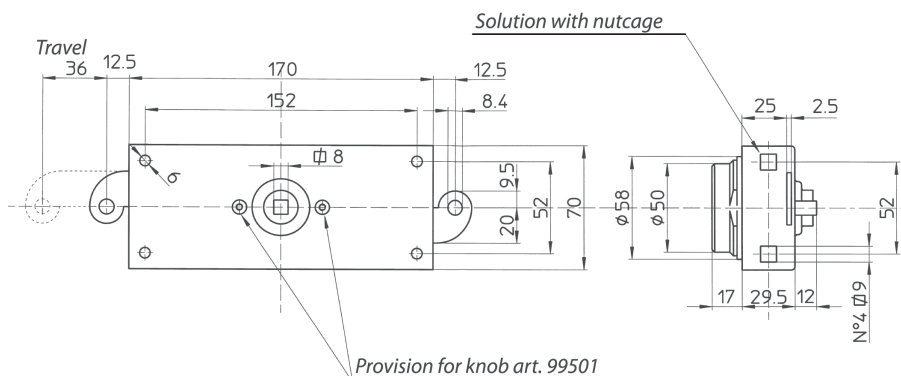

Characteristics

Locks suitable for overhead garage doors.

BARS NOT INCLUDED

on request the locks can be supplied with:

- 15 mm stem keys art. 92272/15
- 50 mm stem keys art. 92272/50



45.750

This lock is interchangeable with the majority of existing overhead doors locks.

Finish

Zinc-plated

Bar travel 36 mm
Internal knob opening $\square 8$

Bars and accessories **NOT** included

3 keys - 28 mm art. 92272/28



Supplied with:

- 3 keys 28 mm stem art. 92272/28
- numbered 1 owner's card



45.8750 / 45.8750B

MADE IN ITALY

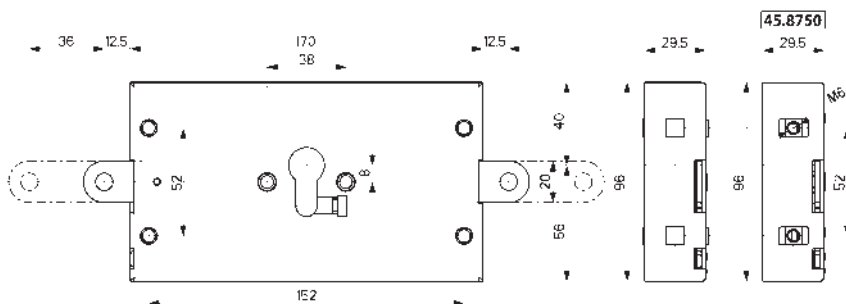
Characteristics

Locks for cylinder suitable for overhead garage doors.

BARS NOT INCLUDED

SUPPLIED
Lock with forced cylinder extraction protection system

It is **RECOMMENDED** to use CHAMPIONS® security cylinders



45.8750T


This lock is interchangeable with the majority of existing overhead doors locks.

Finish

Zinc-plated

Bar travel 36 mm
Opening by cylinder
Lateral fixing by means of 4 lateral fastener M6

Bars and accessories **NOT** included



45.8750BT


This lock is interchangeable with the majority of existing overhead doors locks.

Finish

Zinc-plated

Bar travel 36 mm
Opening with cylinder
Front fixing with 4 bushings

Bars and accessories **NOT** included



93.140



93.243

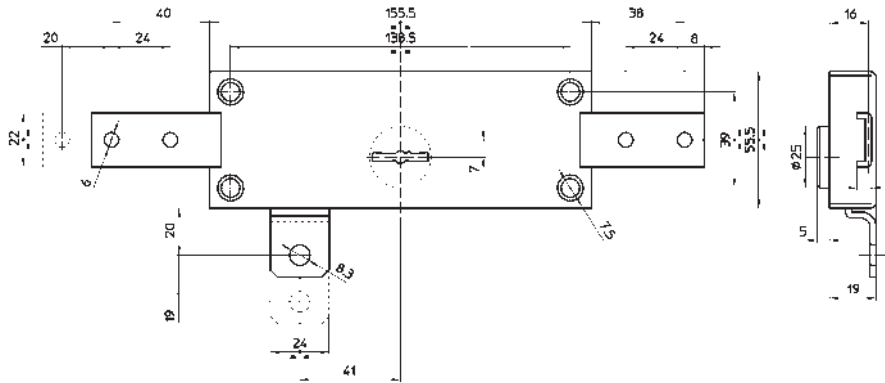


93.294



45.853

MADE
IN
ITALY



Characteristics

- Side, central or three-point locks with left-hand and/or right-hand locking
- Bar travel 20 mm
- Internal opening with key
- Single finish: Zinc-plated

Supplied with :

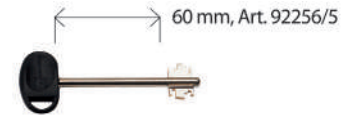
- 2 keys 36 mm stem art. 92292/5
- 1/2 fixing pins

BARS NOT INCLUDED

on request the locks

can be supplied with:

- keys with 60 mm stem, art. 92256/5



45.850

Bars **NOT** included

Finish

Zinc-plated

Central

Bar travel 20 mm
2 bar fixing pins (Ø9X14 mm)
right and left

2 keys - 36 mm
art. 92292/5



45.851

Bars **NOT** included

Finish

Zinc-plated

Central

with bended bar connectors
Bar travel 20 mm
2 bar fixing pins (Ø9X14 mm)
right and left

2 keys - 36 mm
art. 92292/5



45.853

Bars **NOT** included
Bar art. 93.089 on request


Finish

Zinc-plated

Three-point

Bar travel 20 mm
2 bar fixing pins (Ø9X14 mm)
right and left

2 keys - 36 mm
art. 92292/5



45.854

Bars **NOT** included
Bar art. 93.089 on request

Finish

Zinc-plated

Three-point

with bended bar connectors
Bar travel 20 mm
2 bar fixing pins (Ø9X14 mm)
right and left

2 keys - 36 mm
art. 92292/5



FOR ACCESSORIES AND SPARE PARTS SERIES 45 REFER TO



KEYS

92

93

BARS



STRIKER
PLATES

94

95

ESCUTCHEONS



VARIOUS
ACCESSORIES

99


MADE
IN
ITALY

LOCKS FOR SLIDING AND SWING DOORS AND WINDOWS



47

FORZA 7
SHARK




MORTISE
LOCKS




safeguarding your security

FORZA 7



Flat deadbolt with automatic anti-lift block.

For every type of outside doors and windows, grates, swinging gates.



Swing hook deadbolt.

For every type of outside doors and windows, grates, gates, sliding and swinging doors.



Swing DOUBLE hook deadbolt.

For every type of outside doors and windows, grates, gates, sliding and swinging doors.



Swing hook deadbolt with guide pin.


For sliding doors and windows only.



Reversible latchbolt.



A high-security "pin" is inserted in the bolt for maximum resistance against cutting tools.



Increased bar travel (28 mm)

Ferrules are inserted completely into the frame for maximum strength.

Characteristics

Mottura FORZA7 recalls the same technical know-how of armoured door locks, in compact size:

- Deadbolt, bars, latchbolt operated through \square 8 handle square
- Cylinder lock
- Fixing with cylinder screw
- Cylinder operable only when lock is locked
- Deadbolt with automatic anti-lift block
- Flat swing, hook deadbolts with cut-proof pin, with or without guidepin, or double hook deadbolts
- Bar travel 28 mm (mm 25-double hook)
- Bolt travel 24 mm (mm 25-double hook)
- Bars with mortise or threaded attachment
- Defender with through screws
- Slotted face and striker plates in stainless steel finish.

All items are REVERSIBLE.

In case of use of half cylinder, install type M.

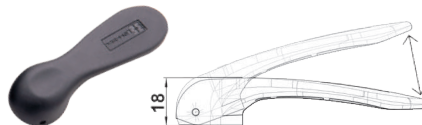
Adatte per tubolari \square da 40 e 50 mm.



Defender+escutcheons



Compact handle



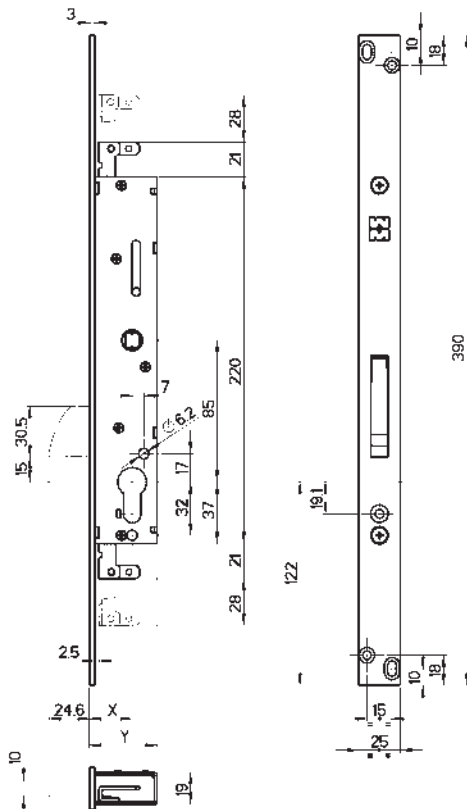
It is RECOMMENDED to use CHAMPIONS® security cylinders



SHARK

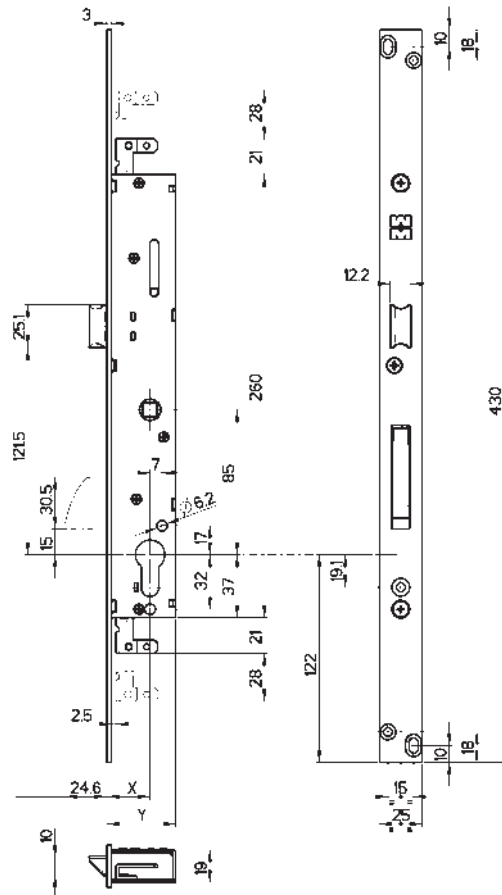
47.105

MADE
ITALY



47.115

MADE
ITALY



47.105/M6/M8

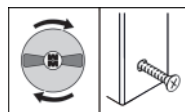
Face plate finish

Inox

Three-points lock

cylinder fastening by screw.
Key and handle backset 25/35 mm.
(specify /4 or /5 in the order)
Deadbolt and bars operated
through 8 handle square.

Deadbolt with automatic
anti-lifting lock and drill-resistant pin.
Cylinder actuated only when lock is locked
Bolt travel 24 mm - Bar travel 28 mm
2 threaded bar fittings **M6 art. 99237006** in plastic
or **M8 art. 99237008** metal
specify in the order,
Accessories **NOT** included



47.115/M6/M8


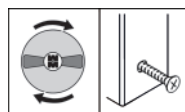
Face plate finish

Inox

Three-points lock with reversible latchbolt

cylinder fastening by screw.
Key and handle backset 25/35 mm.
(specify /4 or /5 in the order)
Deadbolt, bars, latchbolt operated
through 8 handle square.

Deadbolt with automatic
anti-lifting lock and drill-resistant pin.
Cylinder actuated only when lock is locked
Bolt travel 24 mm - Bar travel 28 mm
2 threaded bar fittings **M6 art. 99237006** in plastic
or **M8 art. 99237008** metal
specify in the order,
Accessories **NOT** included

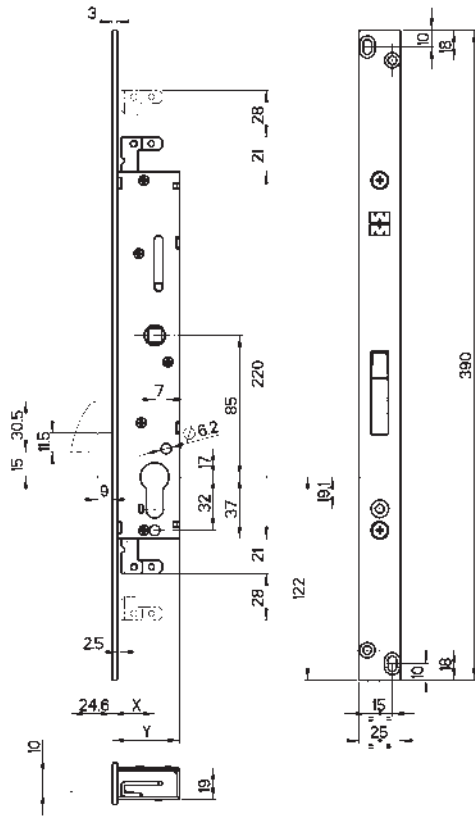


Tubolare	40	50
X	25	35
Y	40.5	50.5

For 40 tubulars, add 4 to art code
(Es. 47105/M6/4)
For 50 tubulars, add 5 to art code
(Es. 47105/M6/5)

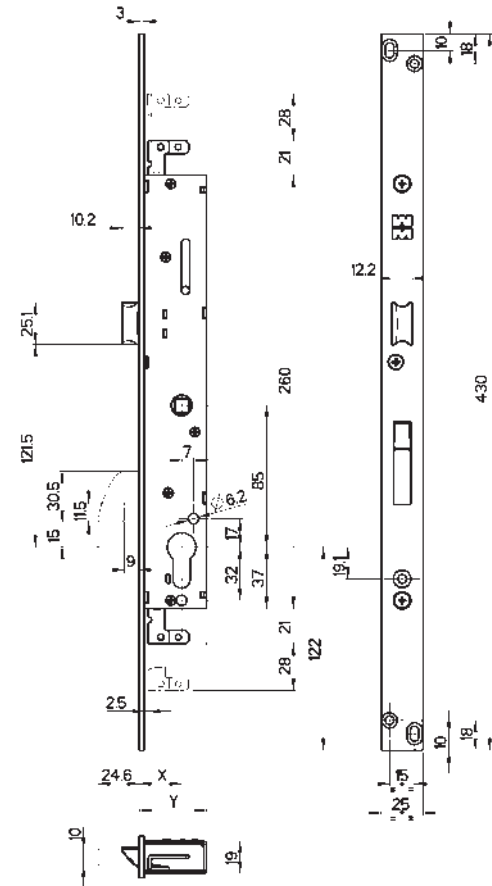
47.205

MADE IN ITALY



47.215

MADE IN ITALY



47.205/M6/M8

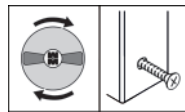
Face plate finish

Inox

Three-points lock

cylinder fastening by screw.
Key and handle backset 25/35.
(specify /4 or /5 in the order)
Deadbolt and bars operated through 8 handle square.

Deadbolt with automatic anti-lifting lock.
Cylinder actuated only when lock is locked
Bolt travel 24 mm - Bar travel 28 mm
2 threaded bar fittings **M6 art. 99237006** in plastic or **M8 art. 99237008** metal specify in the order, Accessories **NOT** included



47.215/M6/M8


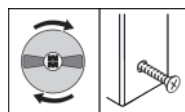
Face plate finish

Inox

Three-points lock with reversible latchbolt

cylinder fastening by screw.
Key and handle backset 25/35.
(specify /4 or /5 in the order)
Deadbolt, bars, latchbolt operated through 8 handle square.

Deadbolt with automatic anti-lifting lock.
Cylinder actuated only when lock is locked
Bolt travel 24 mm - Bar travel 28 mm
2 threaded bar fittings **M6 art. 99237006** in plastic or **M8 art. 99237008** metal specify in the order, Accessories **NOT** included

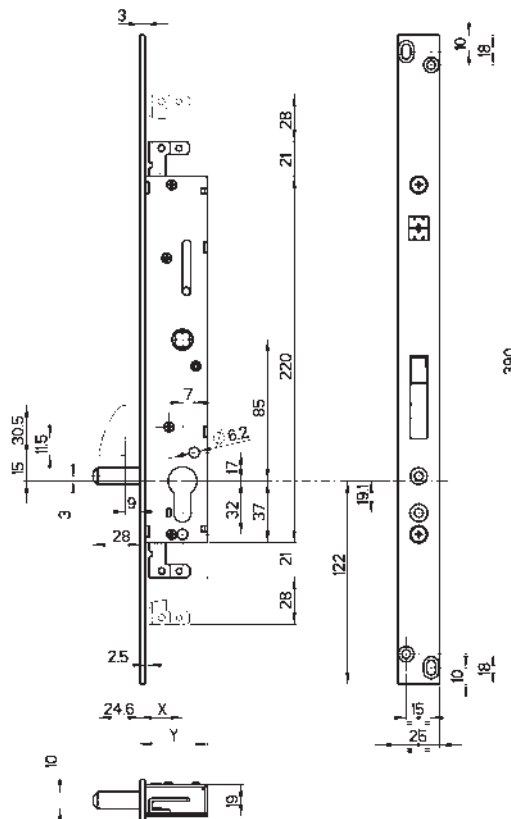


Tubolare	40	50
X	25	35
Y	40.5	50.5

For 40 tubulars, add 4 to art code (Es. 47105/M6/4)
For 50 tubulars, add 5 to art code (Es. 47105/M6/5)

47.305

MADE
ITALY



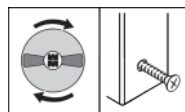
47.305/M6/M8

Face plate finish

Inox

Three-points lock with guide pin
cylinder fastening by screw.
Key and handle backset 25/35.
(specify /4 or /5 in the order)
Deadbolt and bars operated
through 8 handle square.

Deadbolt with automatic anti-lifting lock.
Cylinder actuated only when lock is locked
Bolt travel 24 mm - Bar travel 28 mm
2 threaded bar fittings **M6 art. 99237006** in plastic
or **M8 art. 99237008** metal
specify in the order.
Accessories **NOT** included

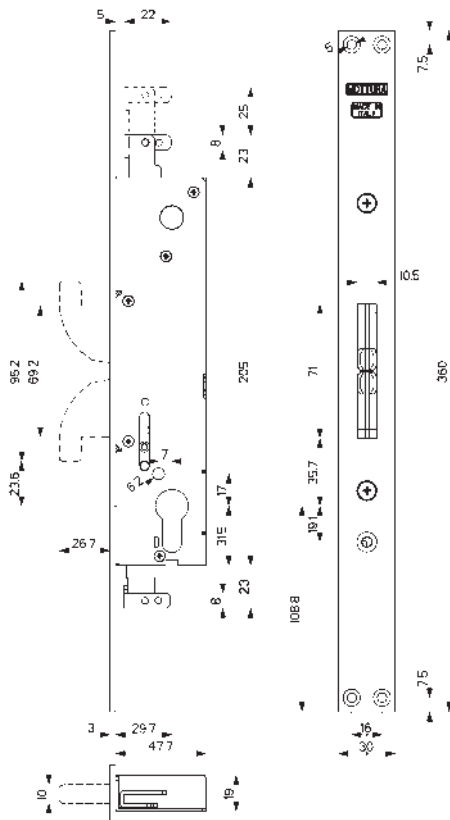


Tubolare	40	50
X	25	35
Y	40.5	50.5

For 40 tubulars, add 4 to art code
(Es. 47105/M6/4)
For 50 tubulars, add 5 to art code
(Es. 47105/M6/5)

47.506

MADE
IN
ITALY



Characteristics

- Deadbolt, bars, latchbolt operated by cylinder
- Fixing with cylinder screw
- Double HOOK deadbolt
- Deadbolt with automatic anti-lifting lock.
- Bar travel 25 mm
- Bolt travel 26 mm
- Bars with mortise or threaded attachment
- Defender with through screws
- Slotted face and striker plates in Zinc-plated finish.

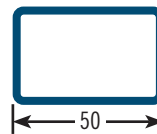
The article is REVERSIBLE

We recommend using Defender® MOTTURA for greater protection of the lock and the cylinder.

CYLINDER AND OTHER ACCESSORIES ARE NOT INCLUDED.

ON REQUEST
Lock with forced cylinder extraction protection system

It is RECOMMENDED to use CHAMPIONS® security cylinders



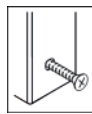
47.506

Deadbolt with automatic anti-lifting lock.

Face plate finish
Zinc-plated

Accessories **NOT** included

Three-points lock
with double HOOK deadbolt
cylinder fastening by screw.
Key backset mm 30
Deadbolt and bars operated by cylinder.
Bolt travel 26 mm - Bar travel 25 mm



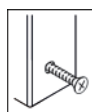
47.506/M6/M8

Deadbolt with automatic anti-lifting lock.

Face plate finish
Zinc-plated

2 threaded bar fittings
M6 art. 99237006 in plastic or
M8 art. 99237008 metal
specify in the order.
Accessories **NOT** included

Three-points lock
with double HOOK deadbolt
cylinder fastening by screw.
Key backset mm 30
Deadbolt and bars operated by cylinder.
Bolt travel 26 mm - Bar travel 25 mm

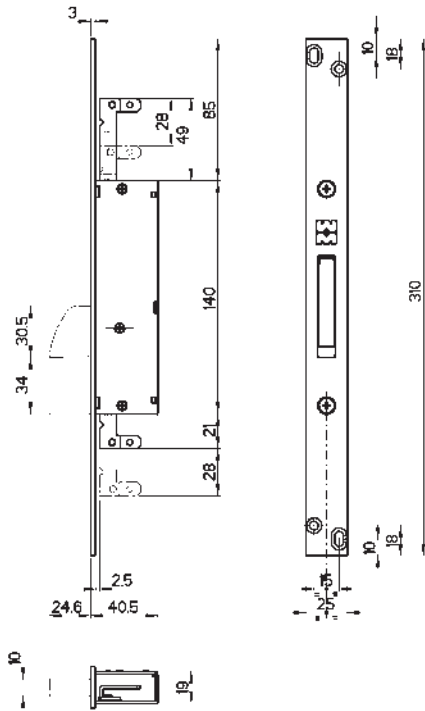


94.411



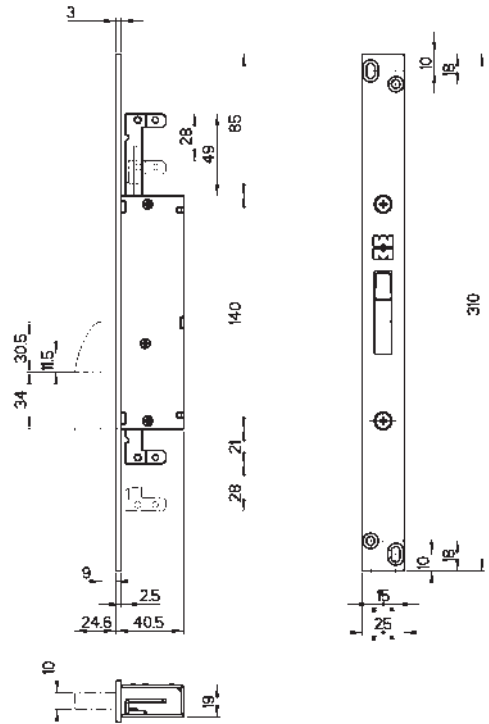
96.105

MADE
ITALY



96.205

MADE
ITALY



96.105...

Code	Face plate finish
96.105	Inox
96.105M6	Inox
96.105M8	Inox

Ambidextrous mortise-type switchlock
Flat deadbolt
Bolt travel 24 mm
Bar travel 28 mm

Mortise-type or threaded bar fittings
M6 art. 99237006 in plastic or
M8 art. 99237008 metal
specify in the order,
Accessories **NOT** included




96.205...

Code	Face plate finish
96.205	Inox
96.205M6	Inox
96.205M8	Inox

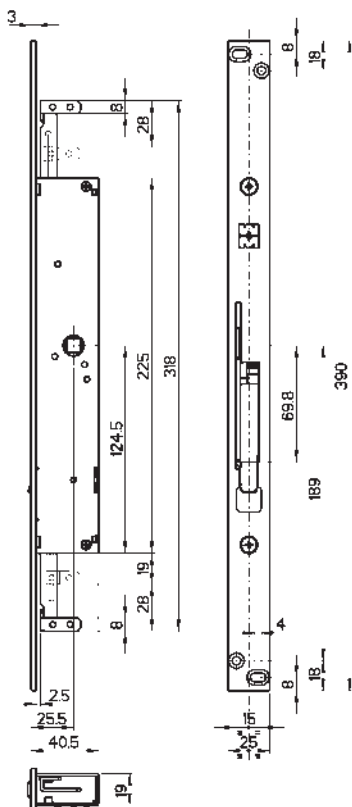
Ambidextrous mortise-type switchlock
Hook deadbolt
Bolt travel 24 mm
Bar travel 28 mm

Mortise-type or threaded bar fittings
M6 art. 99237006 in plastic or
M8 art. 99237008 metal
specify in the order,
Accessories **NOT** included



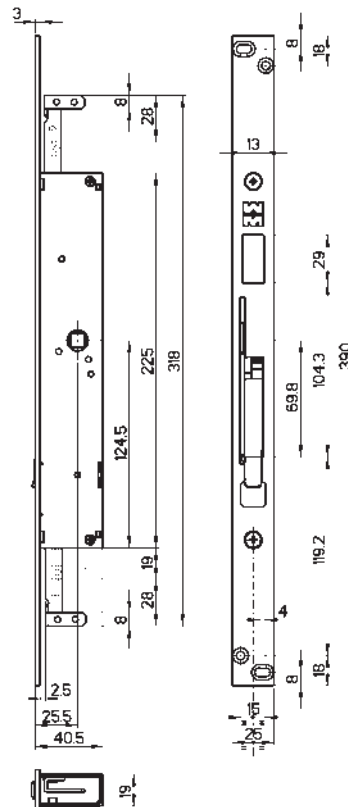
96.405

MADE
ITALY



96.415

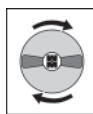
MADE
ITALY




96.404...

Code	Face plate finish
96.404	Inox
96.404M6	Inox
96.404M8	Inox

Mortise-type locking and release striker plate for second wing (for locks WITHOUT latchbolt and WITHOUT hook)
Handle axes 25.5 mm
Activation by \square 8 handle.
Bar travel 28 mm



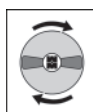
Mortise-type or threaded bar fittings
M6 art. 99237006 in plastic or
M8 art. 99237008 metal
specify in the order,
Accessories **NOT** included




96.405...

Code	Face plate finish
96.405	Inox
96.405M6	Inox
96.405M8	Inox

Mortise-type locking and release striker plate for second wing (for locks WITHOUT latchbolt and WITHOUT hook)
Handle axes 25.5 mm
Activation by \square 8 handle or 90° travel lever.
Bar travel 28 mm

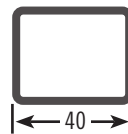
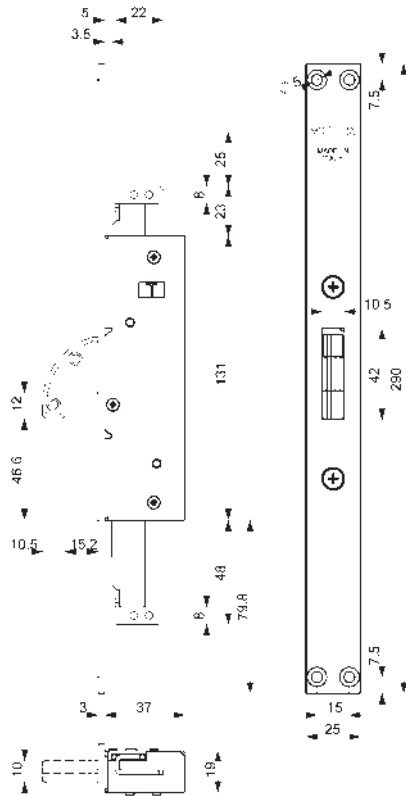


Mortise-type or threaded bar fittings
M6 art. 99237006 in plastic or
M8 art. 99237008 metal
specify in the order,
Accessories **NOT** included



<h2>96.406...</h2>		<p>Mortise-type or threaded bar fittings M6 art. 99237006 in plastic or M8 art. 99237008 metal specify in the order, Accessories NOT included</p>	
Code	Face plate finish		
96.406	Inox		
96.406M6	Inox		
96.406M8	Inox		
<p>Mortise-type locking and release striker plate for second wing (for locks WITHOUT latchbolt and WITHOUT hook) Operation via retractable lever (180° travel). Bar travel 28 mm</p>			
<h2>96.414...</h2>		<p>Mortise-type or threaded bar fittings M6 art. 99237006 in plastic or M8 art. 99237008 metal specify in the order, Accessories NOT included</p>	
Code	Face plate finish		
96.414	Inox		
96.414M6	Inox		
96.414M8	Inox		
<p>Mortise-type locking and release striker plate for second wing (for locks WITH latchbolt and WITHOUT hook) Handle axes 25.5 mm Activation by 8 handle. Bar travel 28 mm</p>			
<h2>96.415...</h2>		<p>Mortise-type or threaded bar fittings M6 art. 99237006 in plastic or M8 art. 99237008 metal specify in the order, Accessories NOT included</p>	
Code	Face plate finish		
96.415	Inox		
96.415M6	Inox		
96.415M8	Inox		
<p>Mortise-type locking and release striker plate for second wing (for locks WITH latchbolt and WITHOUT hook) Handle axes 25.5 mm Activation by 8 handle or 90° travel lever. Bar travel 28 mm</p>			

96.504



MADE IN ITALY


96.504...

Article	Face plate finish
96.504	Zinc-plated
96.504M6	Zinc-plated
96.504M8	Zinc-plated

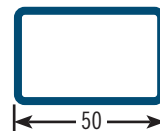
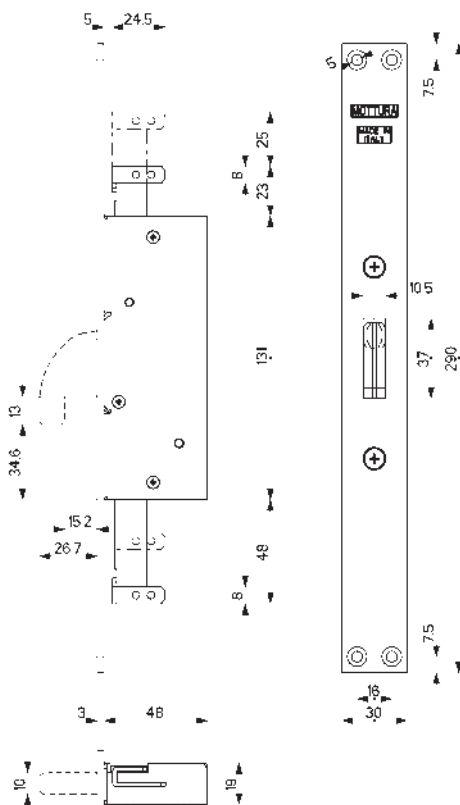
Ambidextrous mortise-type switchlock
(for DOUBLE hook locks 47503/504)
Deadbolt with automatic anti-lifting lock
Bolt travel mm 26
Bar travel mm 25
Face plates and striker plates in Zinc-plated finish

The article is REVERSIBLE

Mortise-type or threaded bar fittings
M6 art. 99237006 in plastic or
M8 art. 99237008 metal
specify in the order,
Accessories **NOT** included



96.506



MADE IN ITALY

96.506...

Article	Face plate finish
96.506	Zinc-plated
96.506M6	Zinc-plated
96.506M8	Zinc-plated

Ambidextrous mortise-type switchlock
(for DOUBLE hook locks 47505/506)
Deadbolt with automatic anti-lifting lock
Bolt travel mm 26
Bar travel mm 25
Face plates and striker plates in Zinc-plated finish

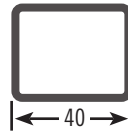
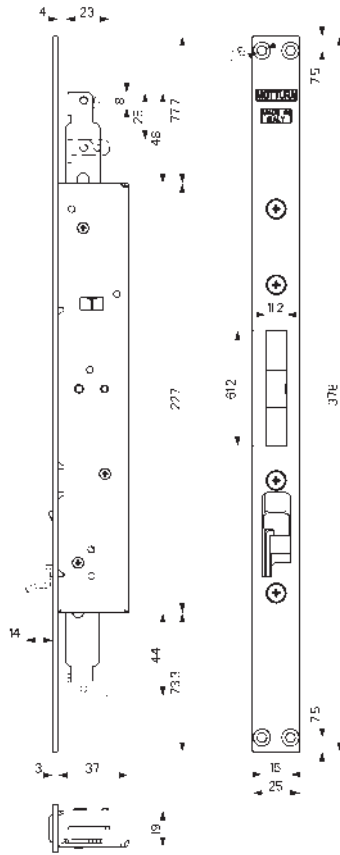
The article is REVERSIBLE

Mortise-type or threaded bar fittings
M6 art. 99237006 in plastic or
M8 art. 99237008 metal
specify in the order,
Accessories **NOT** included



96.503

MADE IN ITALY




96.503...

Article	Face plate finish
96.503	Zinc-plated
96.503M6	Zinc-plated
96.503M8	Zinc-plated

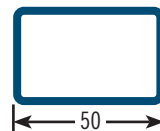
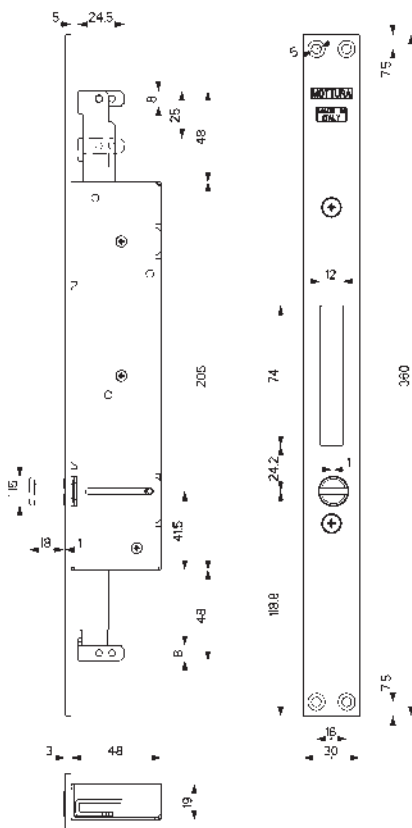
Locking for second wing for armoured doors (For locks with DOUBLE HOOK 47504)
Operated by a retractable lever, positioned on the face plates.
Bars travel 25 mm
Face plates and striker plates in Zinc-plated finish
The article is REVERSIBLE

Mortise-type or threaded bar fittings
M6 art. 99237006 in plastic or
M8 art. 99237008 metal
specify in the order,
Accessories **NOT** included



96.505

MADE IN ITALY



96.505...

Article	Face plate finish
96.505	Zinc-plated
96.505M6	Zinc-plated
96.505M8	Zinc-plated

Locking for second wing for armoured doors (For locks with DOUBLE HOOK 47505/506)
Powered by PIN screw placed on the faceplate.
Bars travel 25 mm
Face plates and striker plates in Zinc-plated finish

The article is REVERSIBLE

Mortise-type or threaded bar fittings
M6 art. 99237006 in plastic or
M8 art. 99237008 metal
specify in the order,
Accessories **NOT** included



94.920	
Finish	
Black enamelled	
<p>Zamak reinforcement Defender® mm 32 x 75 x 18.5 for series 32-37-47 keyhole protection: 6 mm Key slot of 3.5 or 5 mm (specify in order)</p>	
94.922	
Finish	
Black enamelled	
<p>Steel reinforcement Defender® mm 32 x 75 x 18.5 for series 32-37-47 keyhole protection: 6 mm Key slot of 3.5 or 5 mm (specify in order)</p>	

94.11101..			
Code	Finish	Th. [mm]	
94.11101	Black	2.5	
94.11101/1	Black	1	
<p>Spacer for Defender® 94.920 package of 25</p>			

93.322 (Ø 8 - cm 101,5 + 127) M8	93.323 (Ø 8 - cm 62 + 62)	93.324 (Ø 8 - cm 60 + 60) M6	
93.325 (Ø 8 - cm 60 + 60) M8	93.335 (Ø 8 - cm 40) Until stocks last	99.520	
94.411 (47.505/506)	94.412 (96.506)	94.417 (47.504)	94.418 (96.504)

FOR ACCESSORIES AND SPARE PARTS SERIES 47 REFER TO

	BARS 93	94 STRIKER PLATES	
	VARIOUS ACCESSORIES 99	95 ESCUTCHEONS	


LOCKS FOR 30X40 AND 40X40 MM TUBULARS

MADE
IN
ITALY



47

FORZA 7

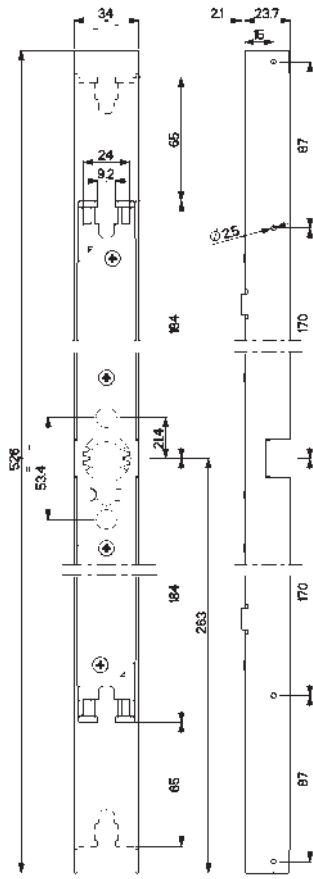


MORTISE
LOCKS



safeguarding your security

47.902



Characteristics

- Vertical lock
- Cylinder backset 17 mm
- Cylinder fastening through internal bracket of the escutcheon.
- Bar travel 65 mm
- Finish: Zinc-plated

The item is REVERSIBLE

The use of the Defender® kit is recommended for increased protection of the lock and the cylinder.

CYLINDER AND OTHER ACCESSORIES ARE NOT INCLUDED.

It is RECOMMENDED to use CHAMPIONS® security cylinders



47.902

Finish

Zinc-plated

Vertical lock

Bar travel 65 mm
Box dimensions 34x524x21 mm
Height of cylinder from lock edge 263 mm
Accessories **NOT** included.



TYPES OF INSTALLATION



INTERNAL ESCUTCHEON




INTERNAL/EXTERNAL ESCUTCHEON



INTERNAL DEFENDER




EXTERNAL DEFENDER
INTERNAL ESCUTCHEON




INTERNAL/EXTERNAL DEFENDER


94.357		
Finish		
Blank		
Manganese steel plate for art. 47.902 controlled by double cylinder Dimensions 33.5x522x2 mm		




94.358		
Finish		
Blank		
Manganese steel plate for art. 47.902 controlled by half cylinder Dimensions 33.5x522x2 mm		




93.336/337		
Code	Finish	Length [mm]
93.336	Zinc-plated	1000
93.337	Zinc-plated	1500
Bar Ø15 mm th.0.8 mm Package of 10		




94.KIT902/1		
Finish		
Black		
Half cylinder protection kit specific for locks art. 47.902 including: • N° 1 Defender® art. 94.921 • N° 1 Defender® mount art. 99.260		




94.KIT902/2		
Finish		
Black		
Protection kit for tubulars 30x40 with double cylinder, specific for locks art. 47.902, including: • N° 1 Defender® art. 94.920 • N° 1 Defender® mount art. 99.263 • N° 1 internal escutcheon art 95.421 • N° 1 pair of wrench-resistant screws art. 99.261		




94.KIT902/3		
Finish		
Black		
Protection kit for tubulars 40x40 with double cylinder, specific for locks art. 47.902, including: • N° 1 Defender® art. 94.920 • N° 1 Defender® mount art. 99.263/40 • N° 1 internal escutcheon art 95.421 • N° 1 pair of wrench-resistant screws art. 99.261/40		




94.11101..		
Code	Finish	Th. [mm]
94.11101	Black	2.5
94.11101/1	Black	1
Spacer for Defender® 94.920 package of 25		




94.920		
Finish		
Black		
Zamak reinforcement Defender® mm 32 x 75 x 18.5 for series 32-37-47 keyhole protection: 6 mm Key slot of 3.5 or 5 mm (specify in order)		




94.921		
Finish		
Black		
Reinforcement Defender® with plugs mm 32 x 75 x 18.5 for art. 47.902 keyhole protection: 6 mm Key slot of 3.5 or 5 mm (specify in order)		




94.922		
Finish		
Black		
Steel reinforcement Defender® mm 32 x 75 x 18.5 for series 32-37-47 keyhole protection: 6 mm Key slot of 3.5 or 5 mm (specify in order)		



95.420		
Finish		
Black		
External escutcheon mm 32 x 75 x 8.5 including metal support for series 37, 47 Package of 10		




95.421		
Finish		
Black		
Internal escutcheon mm 32 x 75 x 8.5 including special metal support for art. 47902 Package of 10		



99.260

Finish
Black


Support thickness 4 mm
for Defender® art. 94.921
for half cylinder controlled lock
Fixing screws included.



99.261-.../40

Code	Finish	Length [mm]
99.261	Zinc-plated	48
99.261/40	Zinc-plated	58


Pair of wrench-resistant fixing screws
for Defender® version with double cylinder.
For tubulars 30x40 or 40x40
(specify in the order)



99.262-.../40

Code	Finish	Length [mm]
99.262	Zinc-plated	30
99.262/40	Zinc-plated	40


Drilling template.
For tubulars 30x40 or 40x40
(specify in the order)



99.263-.../40

Code	Finish	Tubular casing
99.263	Black	30X40
99.263/40	Black	40X40


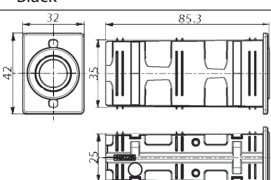
Defender® mount art. 94.920
with bushes for double cylinder.
For tubulars 30x40 or 40x40
(specify in the order)



99.300

Finish
Black


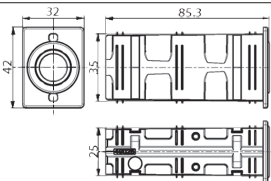
Pair of patented hinges for tubular casing 30x40 mm

99.301

Finish
Black


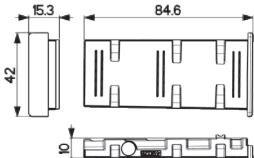
Pair of bar guides with pin and bush lock side for tubulars 30x40 mm.

99.302

Finish
Black


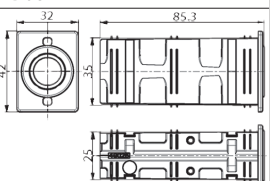
Spacer for tubulars 40x40 mm.
Suitable with art. 99.300/301/303
Package of 10

99.303


Finish
Black

Pair of bar guides with pin and bush horizontal crosspiece side for tubulars 30x40 mm.

99.304


Thickness recovery clip
Package of 20



99.305


Finish
Black

Blank oval striker plate
(21x18.5 mm depth 68.5 mm)
Package of 10



99.306


Bar pressing tool



99.307

Finish
Black

Built-in round striker plate
Ø18.5 mm depth 68.5 mm.
Package of 10




99.308	
Finish	
Black	
Plug finishing for Ø13 mm hole. External dimension Ø22 mm Package of 20 piece	
99.309	
Finish	
Black	
Round striker plate Ø18.5 mm depth 33.5 mm anti-rotation for art. 99300 Package of 10	
99.311	
Finish	
Black	
Oval striker plate 21x18.5 mm Depth 33.5 mm for art. 99301 Package of 10	

EXAMPLES OF INSTALLATION	CYLINDER
<p>DEFENDER PINS CYLINDER SCREW A SCREWS</p>	<p style="text-align: center;">CHAMPIONS <small>NEW GENERATION HIGH SECURITY'S FINISHERS</small></p> <p>Use cylinder or half cylinder (M type) with cogwheel cam Y type (Ø24 z=14)</p>

EUROPROFILE CYLINDER MORTISE LOCKS



48



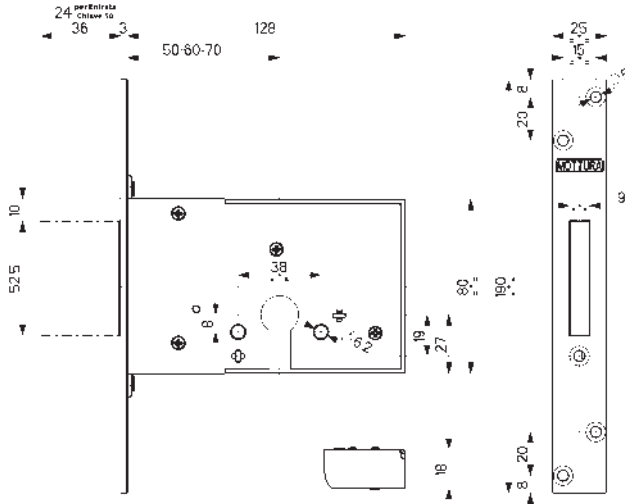
MORTISE
LOCKS



safeguarding your security

MADE
IN
ITALY

48.701



Characteristics

- Mortise-type locks for wooden and metal fixtures
- Side locks
- Backset 50/60/70 mm specify in the order
- All items are ambidextrous
- Finish: Zinc-plated box, nickel-plated or Zinc-plated face plate
- Single or multiple packs
- All packs include screws and small parts in addition to the specified accessories.

The price of articles supplied in packs is per unit unless otherwise specified in the price list.

It is RECOMMENDED to use CHAMPIONS® security cylinders



48.701

Face plate Finish

Nickel-plated

Side lock - backset: 50/60/70

Bolt travel 24 mm with backset 50

Bolt travel 36 mm with backset 60/70



48.702

Face plate Finish

Zinc-plated

Side lock - backset: 50/60/70

Bolt travel 24 mm with backset 50

Bolt travel 36 mm with backset 60/70

Package of 6



94.282



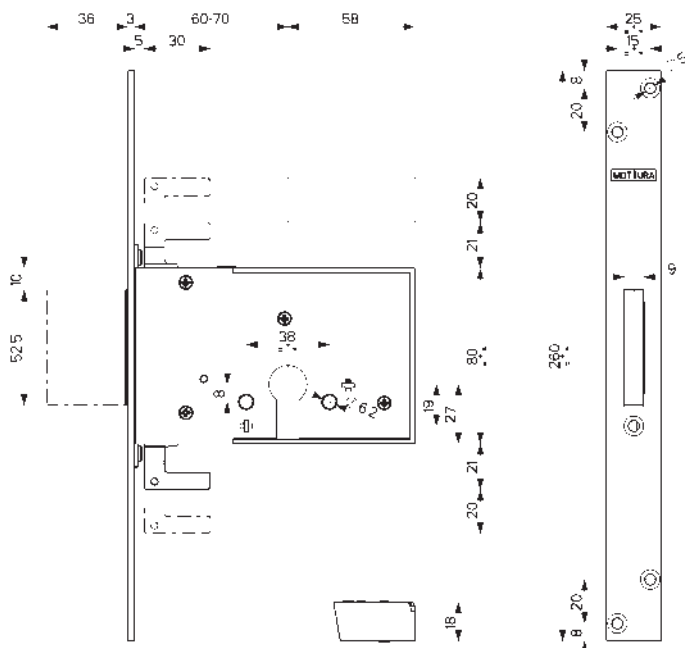
Use MOTTURA Defender®



Defender® is a registered trademark of MOTTURA

48.705

MADE IN ITALY



Characteristics

- Mortise-type locks for wooden and metal doors and windows
- Three-points
- Backset 60/70 mm specify in the order
- All items are ambidextrous
- Finish: Zinc-plated box, nickel-plated or Zinc-plated face plate
- Single or multiple packs
- All packs include screws and small parts in addition to the specified accessories.
- Threaded bar fittings:
 - **M6** in plastic
 - **M8** in metal

The price of articles supplied in packs is per unit unless otherwise specified in the price list.

BARS NOT INCLUDED

See chapter 93 for combinations.

It is RECOMMENDED to use CHAMPIONS® security cylinders




48.705/M6/M8

Finitura Testiera	Prezzo €
Nichelata	39,24

Three-points lock - backset: 60/70

Bolt travel 36 mm
Bar travel 20 mm

- Supplied with:
- upper striker plate and bar collars art. 99182
 - floor striker plate art. 99181
 - 2 threaded bar fittings
 - **M6 art. 99237006** in plastic or **M8 art. 99237008** in metal specify in the order
- Bars **NOT** included



48.706/M6/M8


Finitura Testiera	Prezzo €
Zincata	33,70

Three-points lock - backset: 60/70

Bolt travel 36 mm
Bar travel 20 mm

- Supplied with:
- 2 threaded bar fittings
 - **M6 art. 99237006** in plastic or **M8 art. 99237008** in metal specify in the order
- Bars **NOT** included

Package of 6



94.282



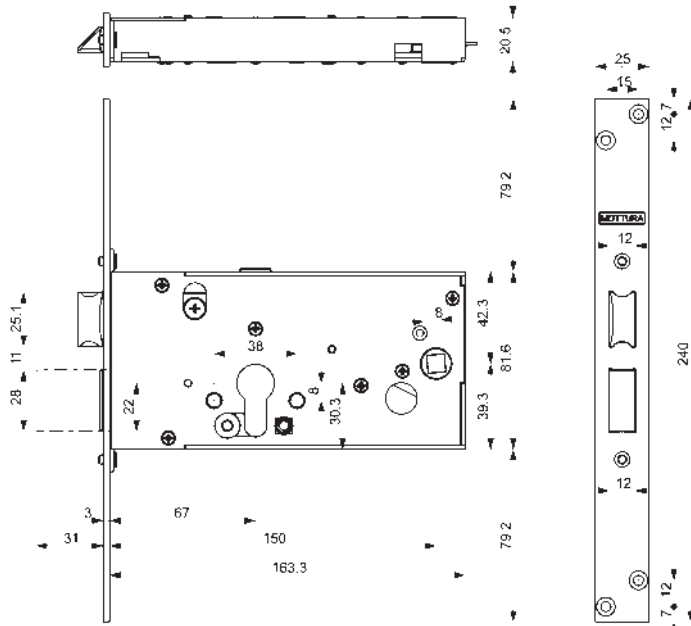
Use MOTTURA Defender®



Defender® is a registered trademark of MOTTURA

MADE
IN
ITALY

48.812



Characteristics

- Mortise-type locks for ALUMINIUM doors and windows
- Side locks
- Backset 70 mm
- Latchbolt handle backset 150 mm
- All items are ambidextrous
- Single finish: Nickel-plated
- All packs include screws and small parts in addition to the specified accessories.

It is RECOMMENDED to use
CHAMPIONS® security cylinders



48.812

Finish

Nickel-plated

Side lock with latchbolt

Backset 70 mm

Reversible latchbolt

operated by cylinder and handle square \square 8

Latchbolt handle backset 150 mm

Bolt travel 29 mm

Supplied with:

- striker plate art. 94424 (dim. 120x45x7 mm)



94.424



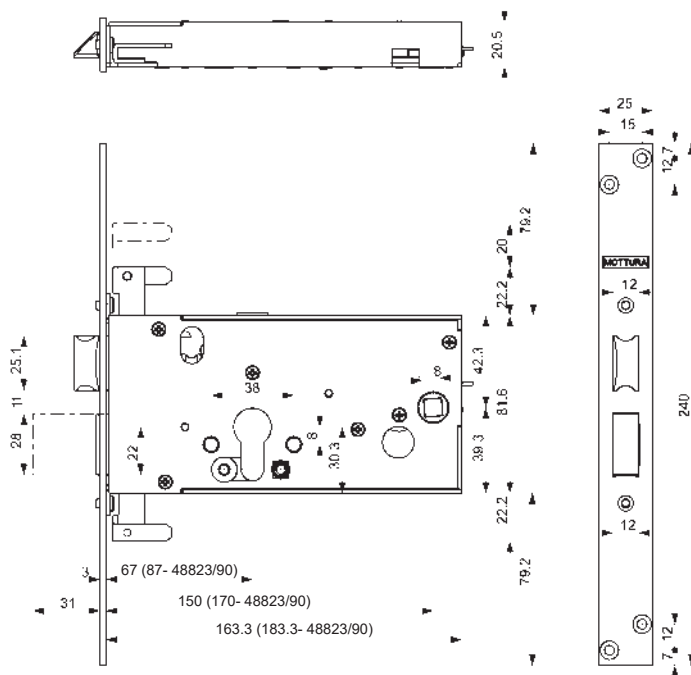
Use MOTTURA Defender®



Defender® is a registered trademark of MOTTURA

MADE
IN
ITALY

48.823



Characteristics

- Mortise-type locks for ALUMINIUM doors and windows
- Three-points locks
- Backset 70 mm (90 for 48823/90 only)
- Latchbolt handle backset 150 mm (170 for 48823/90 only)
- All items are ambidextrous
- Single finish: Nickel-plated
- All packs include screws and small parts in addition to the specified accessories.
- Threaded bar fittings:
 - **M6** in plastic
 - **M8** in metal

BARS NOT INCLUDED

See chapter 93 for combinations.

It is RECOMMENDED to use CHAMPIONS® security cylinders



48.823

Finish

Nickel-plated

Three-points lock with latchbolt

Backset 70 mm

Reversible latchbolt

operated by cylinder and handle square \square 8

Latchbolt handle backset 150 mm

Bolt travel 29 mm

Bars travel 20 mm

Supplied with:

- striker plate art. 94424 (dim. 120x45x7 mm)


- 2 threaded bar fittings

M6 art. 99237006 in plastic or

M8 art. 99237008 in metal

specify in the order

Bars **NOT** included



48.823/90

Finish

Nickel-plated

Three-points lock with latchbolt

Backset 70 mm

Reversible latchbolt

operated by cylinder and handle square \square 8

Latchbolt handle backset 170 mm

Bolt travel 29 mm

Bars travel 20 mm

Supplied with:

- striker plate art. 94424 (dim. 120x45x7 mm)


- 2 threaded bar fittings

M6 art. 99237006 in plastic or

M8 art. 99237008 in metal

specify in the order

Bars **NOT** included



94.424



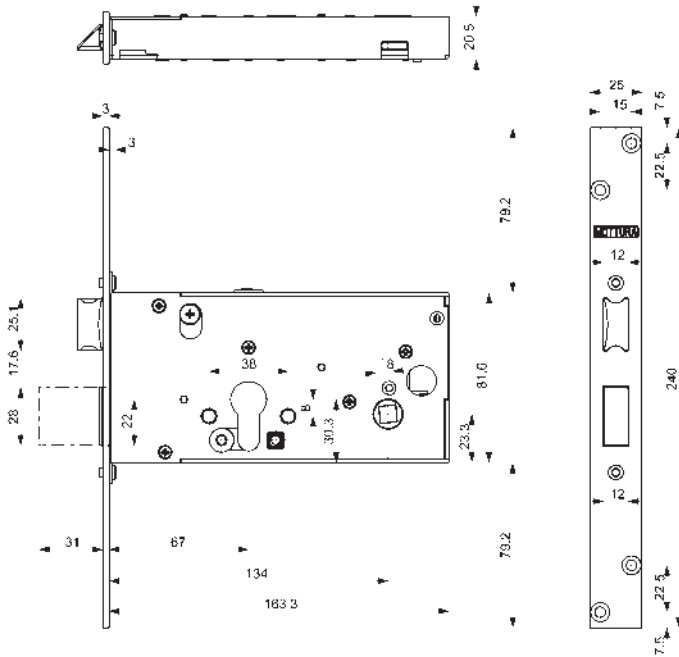
Use MOTTURA Defender®



Defender® is a registered trademark of MOTTURA

**MADE
IN
ITALY**

48.912



Characteristics

- Mortise-type locks for ALUMINIUM doors and windows
- Three-points locks
- Backset 70 mm
- Latchbolt handle backset 134 mm
- All items are ambidextrous
- Single finish: Nickel-plated
- All packs include screws and small parts in addition to the specified accessories.
- Threaded bar fittings:
 - **M6** in plastic
 - **M8** in metal

BARS NOT INCLUDED

See chapter **93** for combinations.

It is **RECOMMENDED** to use **CHAMPIONS®** security cylinders



48.912

Finish

Nickel-plated

Side lock with latchbolt

Backset 70 mm

Reversible latchbolt

operated by cylinder and handle square 8

Latchbolt handle backset 134 mm

Bolt travel 29 mm



48.923

Finish

Nickel-plated

Three-points lock with latchbolt

Backset 70 mm

Reversible latchbolt

operated by cylinder and handle square 8

Latchbolt handle backset 134 mm

Bolt travel 29 mm

Bars travel 20 mm

Supplied with:


- 2 threaded bar fittings

M6 art. 99237006 in plastic or

M8 art. 99237008 in metal

specify in the order

Bars **NOT** included



94.424



Use MOTTURA Defender®




Defender® is a registered trademark of MOTTURA

ARMOURED DOOR LOCKS

STANDARD EQUIPMENTS AND AVAILABLE OPTIONS

MADE
IN
ITALY




DOUBLE-BITTED
LOCKS




safeguarding your security

REVERSIBLE LATCH BOLTS

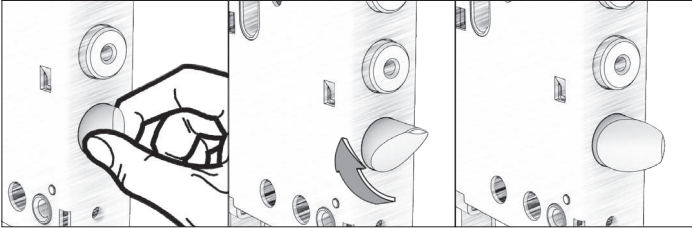
52-54-64-85-87 SERIES



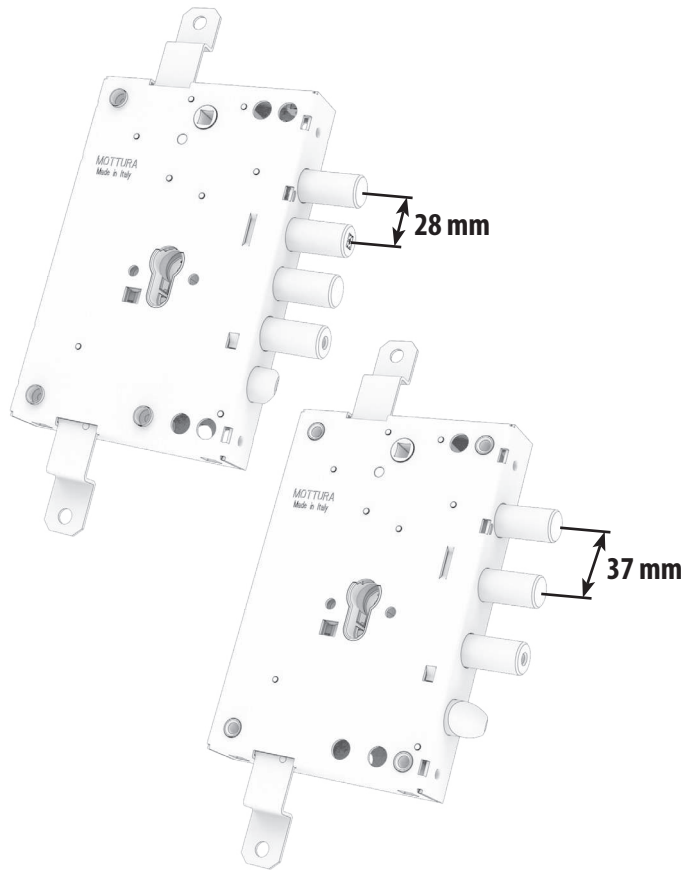
SERIE 52J - 54J - 85 SERIES



82 SERIES - BNOVA



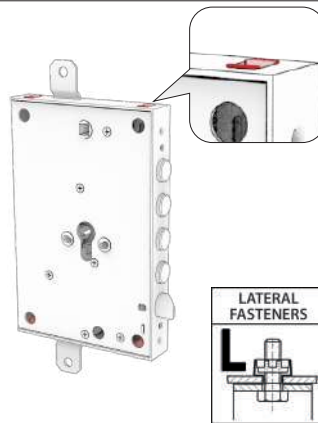
VARIATION IN CENTRE DISTANCE



RIM LOCKS



LATERAL FASTENERS

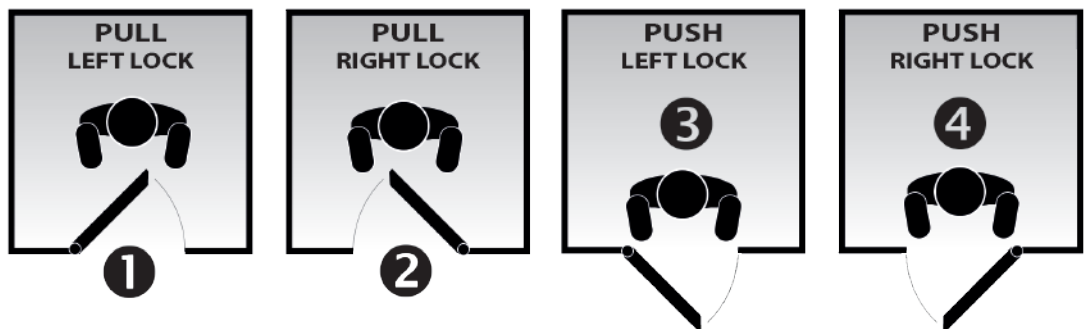


MORTISE LOCKS



DOOR OPENING SIDE

To facilitate ordering, 4 door opening possibilities are illustrated.




MADE
IN
ITALY

DOUBLE-BITTED LOCKS WITH SIDE HANDLE SQUARE

Easy
GO

50



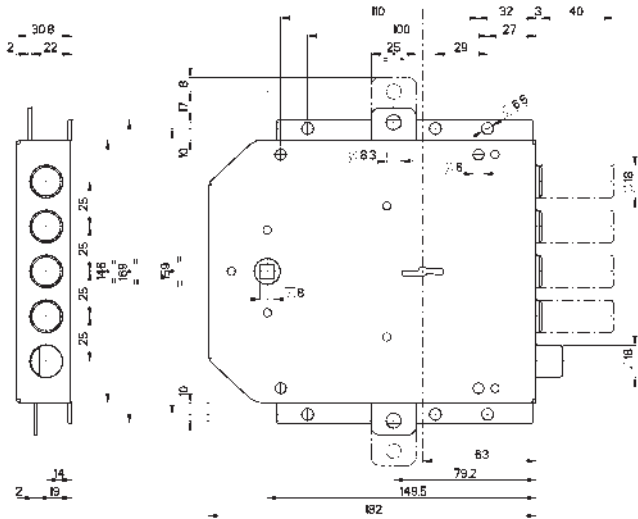
DOUBLE-BITTED
LOCKS



safeguarding your security

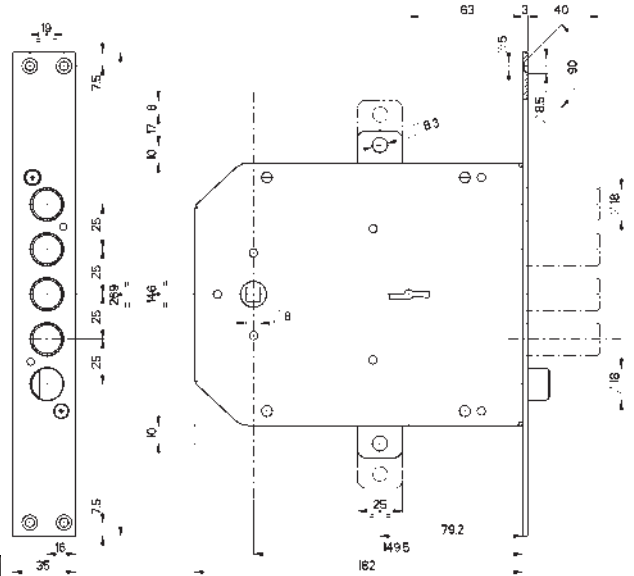
50.555

MADE IN ITALY



50.735 MORTISE-TYPE

MADE IN ITALY



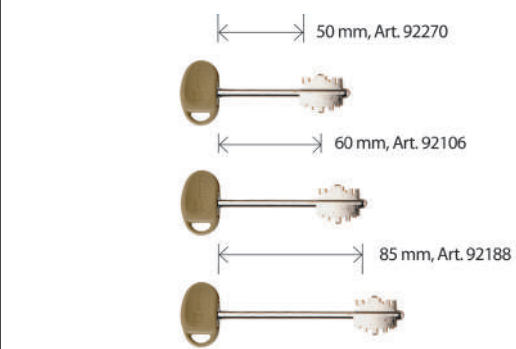

Characteristics

- Three-points lock
- Backset 63 mm
- Bolts travel 40
- Bar travel 17 mm
- The articles are available in right or left version (please specify with order).

The lock is supplied with:

- 3 keys 40 mm stem art. 92187
- internal escutcheon art. 95314
- external escutcheon art. 95315

- On request** the locks can be supplied with:
- 50 mm stem keys art. 92270
 - 60 mm stem keys art. 92106
 - 85 mm stem keys art. 92188
 - internal and external key guide bushings art. 99101V or 99101N
 - service key art. 92186
 - "Y TYPE" key art. 92318



ON REQUEST
Coded key for service use
(opens latchbolt only)




ON REQUEST
Double-bitted key "Y type"
operates latchbolt and 2 turns.

EASY-GO
Replacement kit
91.384/106



RIM LOCK			MORTISE-TYPE
	50.555 50.735		
	<p style="text-align: center;">3 keys</p> <p>Three-points lock with latchbolt Ø 18 activated by key and \square8 handle square. 4 round bolts Ø 18 with centre distance 25 mm Handle backset 150 mm</p> <p>Other accessories NOT included.</p>		
	50.556 50.736		
	<p style="text-align: center;">3 keys</p> <p>Three-points lock without latchbolt 5 round bolts Ø 18 with centre distance 25 mm</p> <p>Other accessories NOT included.</p>		
	50.557 50.737		
	<p style="text-align: center;">3 keys</p> <p>Three-points lock with latchbolt Ø 18 activated by key and \square8 handle square. 2 round bolts Ø 18 with centre distance 50 mm Handle backset 150 mm</p> <p>Other accessories NOT included.</p>		
	50.558 50.738		
	<p style="text-align: center;">3 keys</p> <p>Three-points lock without latchbolt 3 round bolts Ø 18 with centre distance 50 mm</p> <p>Other accessories NOT included.</p>		



ON REQUEST REVERSED LATCH (ADD "R" TO THE CODE)




FOR ACCESSORIES AND SPARE PARTS SERIES 50 REFER TO

	<p>SPARE LEVER SETS 91</p>	<p>92 KEYS</p>	
	<p>BARS 93</p>	<p>94 STRIKER PLATES</p>	
	<p>ESCUTCHEONS 95</p>	<p>99 VARIOUS ACCESSORIES</p>	

DOUBLE-BITTED LOCKS

Easy
GO

52



safeguarding your security

RIM LOCK			MORTISE-TYPE
	52.570 52.770		
	3 keys		
	5 keys		
	<p>Side lock with latchbolt Ø 20 activated by key and \square8 handle square. Reversible latchbolt</p> <p>Other accessories NOT included</p>		
	52.571 52.771		
	3 keys		
	5 keys		
	<p>Three-points with latchbolt Ø 20 activated by key and \square8 handle square. Bar travel 20 mm Reversible latchbolt</p> <p>Other accessories NOT included</p>		
	52.582 52.782		
	3 keys		
	5 keys		
	<p>Side lock without latchbolt</p> <p>Other accessories NOT included</p>		
	52.583 52.783		
	3 keys		
	5 keys		
	<p>Three-points without latchbolt Bar travel 20 mm</p> <p>Other accessories NOT included</p>		



ON REQUEST
Coded key for service use
(opens latchbolt only)




ON REQUEST
Double-bitted key "Y type"
operates latchbolt and 2 turns.

93.140 (Ø 18)



93.242Z (Ø 18)



94.001



94.240F



94.254



94.077



FOR ACCESSORIES AND SPARE PARTS SERIES 52 REFER TO



SPARE LEVER SETS

91

92

KEYS



BARS

93

94

FACE PLATES
STRIKER PLATES



ESCUTCHEONS

95

99

VARIOUS
ACCESSORIES




RECODABLE DOUBLE-BITTED LOCKS

MADE
IN
ITALY





REPLAY










52J



safeguarding your security

DOUBLE-BITTED
LOCKS

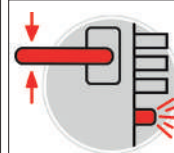
RIM LOCK				MORTISE-TYPE
	52.J571		52.J771	
			3 keys	
			5 keys	
			3 keys MY KEY	
			5 keys MY KEY	
<p>Three-points with latchbolt Ø 20 activated by key and \square8 handle square. Reversible latchbolt</p> <p>Other accessories NOT included</p>				
	52.J583		52.J783	
			3 keys	
			5 keys	
			3 keys MY KEY	
			5 keys MY KEY	
<p>Three-points without latchbolt</p> <p>Other accessories NOT included</p>				
				

		ESCUTCHEONS	
		INTERNAL	EXTERNAL
SUPPLIED		Art. 95324	
		Art. 95407	 Art. 95344/5  Art. 95405
ON REQUEST	 Art. 95224  Art. 95224/B	 Art. 95223  Art. 95223/B	






All locks of REPLAY series can be supplied in MyKey® version with protected duplication.
Add "M" to the article code







MyKey® is a MOTTURA patent



SUPPLIED
LATCHBOLT BLOCKED
when the lock is closed.

93.140 (Ø 18)	93.242Z (Ø 18)	94.077	94.240F	94.254
				

RIM LOCK			MORTISE-TYPE
	52.J500 52.J520		
	3 keys		
	5 keys		
	3 keys  KEY		
	5 keys  KEY		
<p>Side lock without latchbolt Other accessories NOT included</p>			
	52.J505 52.J525		
	3 keys		
	5 keys		
	3 keys  KEY		
	5 keys  KEY		
<p>Three-points without latchbolt Bar travel 20 mm Other accessories NOT included.</p>			
	52.J510 52.J530		
	3 keys		
	5 keys		
	3 keys  KEY		
	5 keys  KEY		
<p>Side lock with latchbolt Ø 19 activated by key and \square8 handle square. Reversible latchbolt Other accessories NOT included.</p>			
	52.J515 52.J535		
	3 keys		
	5 keys		
	3 keys  KEY		
	5 keys  KEY		
<p>Three-points with latchbolt Ø 19 activated by key and \square8 handle square. Reversible latchbolt Bar travel 20 mm Other accessories NOT included</p>			

93.140 (Ø 18)	93.242Z (Ø 18)	94.342	94.343
			


S **ON REQUEST**
Coded key for service use
(opens latchbolt only)

Y **ON REQUEST**
Double-bitted key "Y type"
operates latchbolt and 2 turns.

FOR ACCESSORIES AND SPARE PARTS SERIES 52J REFER TO

92 KEYS 

 BARS **93**

94 FACE PLATES
STRIKER PLATES 

 ESCUTCHEONS **95**


99 VARIOUS
ACCESSORIES 

MADE
IN
ITALY

MULTI-FUNCTIONAL DOUBLE-BITTED LOCKS

Easy
GO

54

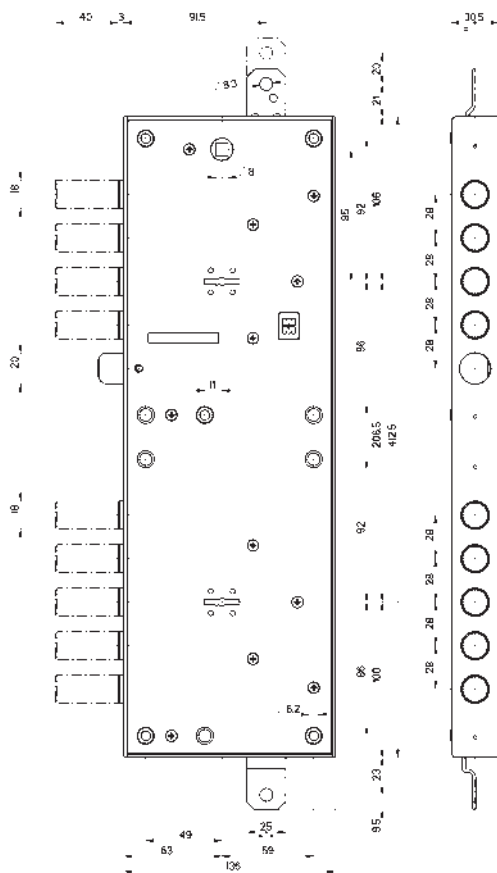


safeguarding your security

DOUBLE-BITTED
LOCKS


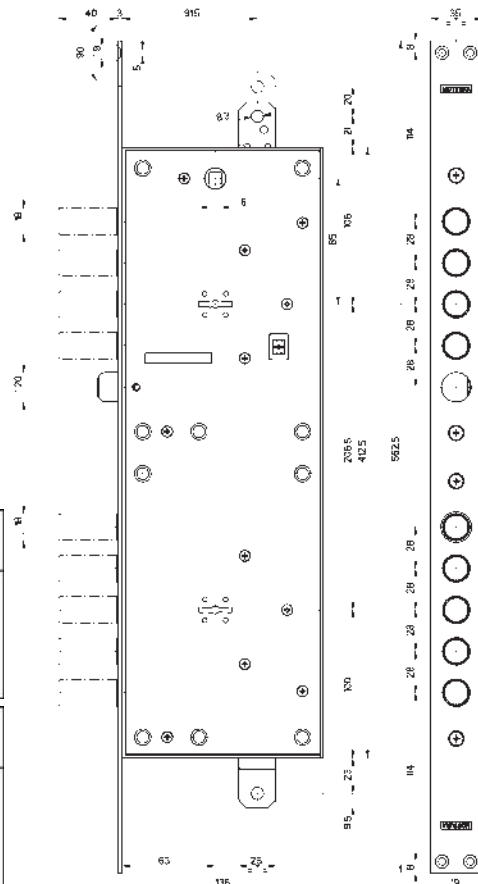
54.574

MADE IN ITALY



54.774 MORTISE-TYPE

MADE IN ITALY



Characteristics

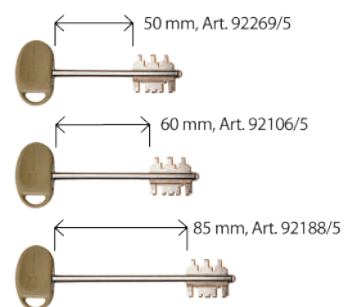

- Side (lower lock) and three-points lock (upper lock)
- Key and handle backset 63 mm
- Round bolts Ø 18 mm with 40 mm travel
- Bar travel 20 mm
- All articles are available in right or left version (please specify with order).

The lock is supplied with:

- 3/5 khaki keys with 40 mm stem art. 92187/5 activating the upper lock
- 3/5 RED keys with 40 mm stem art. 92187/5 activating the lower lock
- 2 internal escutcheons art. 95324
- 2 external escutcheons art. 95323

On request the locks can be supplied with:

- 50 mm stem keys art. 92269/5
- 60 mm stem keys art. 92106/5
- 85 mm stem keys art. 92188/5
- internal and external key guide bushing art. 99101V5 or 99101N5
- service key art. 92186 - "Y TYPE" key art. 92340



ON REQUEST
Security locks with
block lever on
deadbolts




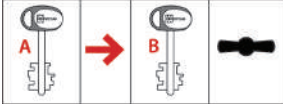


ON REQUEST
Security locks with block lever
on deadbolts and certification

EASY-GO
Replacement kit
91384/201








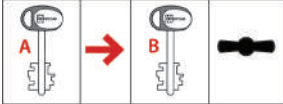
Nota : **On request** the locks **B** version can be supplied with certification according to standard UNI EN 12209. In the order, please add **U** to the article code of the lock. Certification is valid only if the lock is protected by a manganese plate of the same dimensions of the lock or larger.

RIM LOCK			MORTISE-TYPE
	<h2>54.574</h2>		
	<h2>54.774</h2>		
	3 KHAKI keys + 3 RED keys		
	5 KHAKI keys + 5 RED keys		
<p>4 turns upper lock three-points with Ø 20 mm latchbolt activated by key and \square8 handle square.</p> <p>Reversible latchbolt 4 turns lower lock side with key backset closing of the upper lock. The other accessories are NOT included</p> <p>Dependent locks. Activate A first, then proceed with B.</p> <div data-bbox="655 600 938 703" style="text-align: center;">  </div>			





Without additional cost, the locks can be supplied with 3/5 keys operating both locks (upper and lower). Add K to the article code.




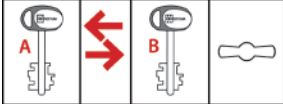


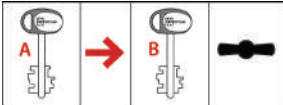


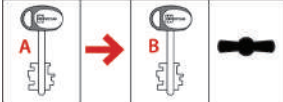


RIM LOCK			MORTISE-TYPE
	<h2>54.593</h2>		
	<h2>54.793</h2>		
	3 KHAKI keys + 3 RED keys		
	5 KHAKI keys + 5 RED keys		
<p>Upper 4 turns three-points with Ø 20 mm latchbolt activated by key and <input type="checkbox"/> 8 handle square. Reversible latchbolt</p> <p>Lower 2 turns Side with latchbolt and key backset closing of the upper lock.</p> <p>Adjustable door half-opening blocking</p> <p>Independent nightlatch activated by handle lower square <input type="checkbox"/> 8</p> <p>Half-opening door holder art. 99236 and other accessories are NOT included.</p> <p>Dependent locks. Activate A first, then proceed with B.</p> <div data-bbox="655 600 938 703" style="text-align: center;">  </div>			





Without additional cost, the locks can be supplied with 3/5 keys operating both locks (upper and lower). Add K to the article code.



RIM LOCK			MORTISE-TYPE
	<h2>54.589</h2>		
	<h2>54.789</h2>		
	<p>3 KHAKI keys + 3 RED keys 5 KHAKI keys + 5 RED keys</p> <p>Upper 4 turns three-points with Ø 20 mm latchbolt activated by key and \sphericalangle8 handle square. Reversible latchbolt Lower 2 turns Side with upper latchbolt command. The other accessories are NOT included. Independent locks.</p> 		
	<h2>54.594</h2>		
	<h2>54.794</h2>		
	<p>3 KHAKI keys + 3 RED keys 5 KHAKI keys + 5 RED keys</p> <p>Upper 4 turns Side with Ø 20 mm latchbolt activated by key and \sphericalangle8 handle square. Reversible latchbolt Lower 2 turns Side with latchbolt and key backset closure of the upper lock. The other accessories are NOT included. Dependent locks. Activate A first, then proceed with B.</p> 		
	<h2>54.595</h2>		
	<h2>54.795</h2>		
	<p>3 KHAKI keys + 3 RED keys 5 KHAKI keys + 5 RED keys</p> <p>Upper 4 turns three-points with Ø 20 mm latchbolt activated by key and \sphericalangle8 handle square. Reversible latchbolt Lower 2 turns Side with latchbolt and key backset closure of the upper lock. The other accessories are NOT included. Dependent locks. Activate A first, then proceed with B.</p> 		



Without additional cost, the locks can be supplied with 3/5 keys operating both locks (upper and lower). Add K to the article code.



DOUBLE-BITTED LOCKS

FOR ACCESSORIES AND SPARE PARTS SERIES 54 REFER TO



SPARE LEVER SETS

91

92

KEYS



BARS

93

94

FACE PLATES
STRIKER PLATES



ESCUTCHEONS

95

99

VARIOUS
ACCESSORIES




MADE
IN
ITALY

DOUBLE-BITTED MULTI-SYSTEM LOCKS + EUROPROFLE CYLINDER

Easy
GO



54

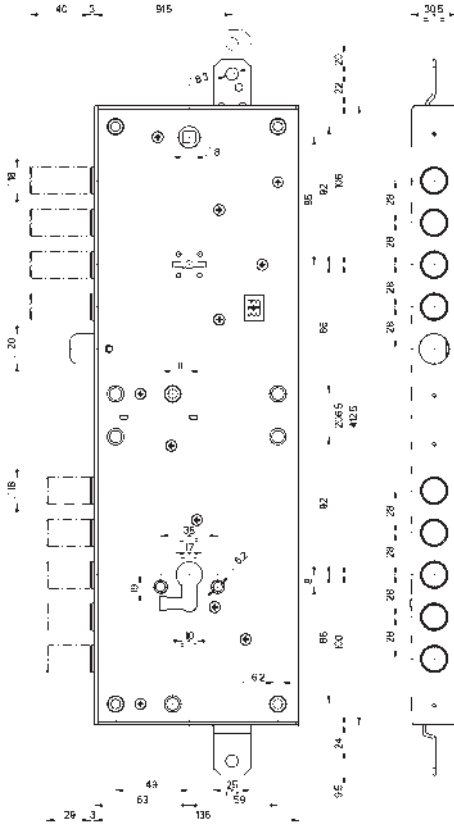


safeguarding your security

DOUBLE-BITTED
LOCKS

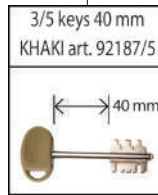
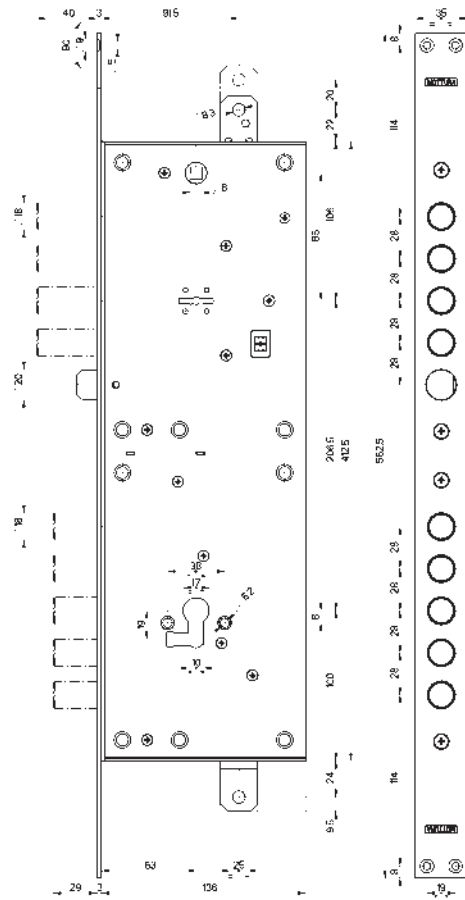
54.584

MADE IN ITALY



54.784 MORTISE-TYPE

MADE IN ITALY



Characteristics

Double-bitted lock + Europrofile cylinder lock.

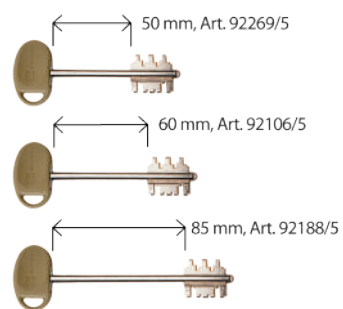

- Side (lower lock) and three-points (upper lock)
- Key and handle backset 63 mm
- Round bolts Ø 18 mm with 40 mm travel for upper lock
- Round bolt Ø 18 mm with 29 mm travel for lower lock
- Bar travel 20 mm
- All articles are available in right or left version (please specify with order).

The lock is supplied with:

- 3/5 keys 40 mm stem art. 92187/5 activating the upper lock
- internal escutcheon art. 95324
- external escutcheon art. 95323

On request the locks can be supplied with:

- 50 mm stem keys art. 92269/5
- 60 mm stem keys art. 92106/5
- 85 mm stem keys art. 92188/5
- internal and external key guide bushing art. 99101V5 or 99101N5
- service key art. 92186
- "Y TYPE" key art. 92318



SUPPLIED
Security locks with
block lever on deadbolts



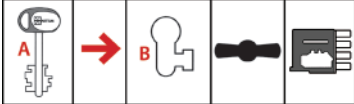









ON REQUEST
Security locks with block lever
on deadbolts and certification

EASY-GO
Replacement kit
91384/107



Nota : **On request** the locks **B** version can be supplied with certification according to standard UNI EN 12209. In the order, please add **U** to the article code of the lock. Certification is valid only if the lock is protected by a manganese plate of the same dimensions of the lock or larger.

RIM LOCK		MORTISE-TYPE
	54.584...B	54.784...B
	3 keys	
	5 keys	
	<p>Upper 4 turns three-points with Ø 20 mm latchbolt activated by key and \square8 handle square. Reversible latchbolt Lower 2 turns cylinder lock Side with key backset closure of the upper lock. The cylinder and other accessories are NOT included.</p> <p>Dependent locks. Activate A first, then proceed with B.</p>	
		
		

		ESCUTCHEONS	
		INTERNAL	EXTERNAL
ON REQUEST	SUPPLIED	 Art. 95324	 Art. 95323
	WITHOUT Defender®	 Art. 95397	 Art. 95396
	with Defender®	 Art. 95407 Art. 95416	 Art. 95405 Art. 95447



WE RECOMMEND USING **CHAMPIONS®** SECURITY CYLINDERS



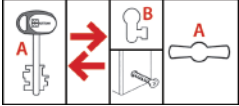

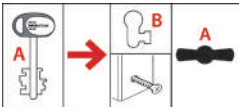










Use **MOTTURA Defender®**



Defender® is a registered trademark of MOTTURA





RIM LOCK				MORTISE-TYPE
	54.587		54.787	
			3 keys	
			5 keys	
<p>Upper 4 turns three-points with Ø 20 mm latchbolt activated by key and \square8 handle square. Reversible latchbolt. Lower 2 turns cylinder lock Side actuated by latchbolt. The cylinder and other accessories are NOT included. Independent locks.</p>				
				
	54.597		54.797	
			3 keys	
			5 keys	
<p>Upper 4 turns three-points with Ø 20 mm latchbolt activated by key and \square8 handle square. Reversible latchbolt. Lower 2 turns cylinder lock Side actuate latchbolt and key backset closure of the upper lock. Independent lower lock. The cylinder and other accessories are NOT included. Dependent locks. Activate A first, then proceed with B.</p>				
				
				
				

		ESCUTCHEONS	
		INTERNAL	EXTERNAL
ON REQUEST	SUPPLIED	 Art. 95324	 Art. 95323
	WITHOUT Defender®	 Art. 95397	 Art. 95396
	with Defender®	 Art. 95407 Art. 95416	 Art. 95405 Art. 95447

WE RECOMMEND USING **CHAMPIONS®** SECURITY CYLINDERS



Use **MOTTURA Defender®**



DOUBLE-BITTED LOCKS

S ON REQUEST
Coded key for service use
(opens latchbolt only)

Y ON REQUEST
Double-bitted key "Y type"
operates latchbolt and 2 turns.

FOR ACCESSORIES AND SPARE PARTS SERIES 54 REFER TO



SPARE LEVER SETS

91

92

KEYS



BARS

93

94

FACE PLATES
STRIKER PLATES



ESCUTCHEONS

95

99

VARIOUS
ACCESSORIES




MADE
IN
ITALY

RECODABLE PLURISYSTEM LOCKS

REPLAY

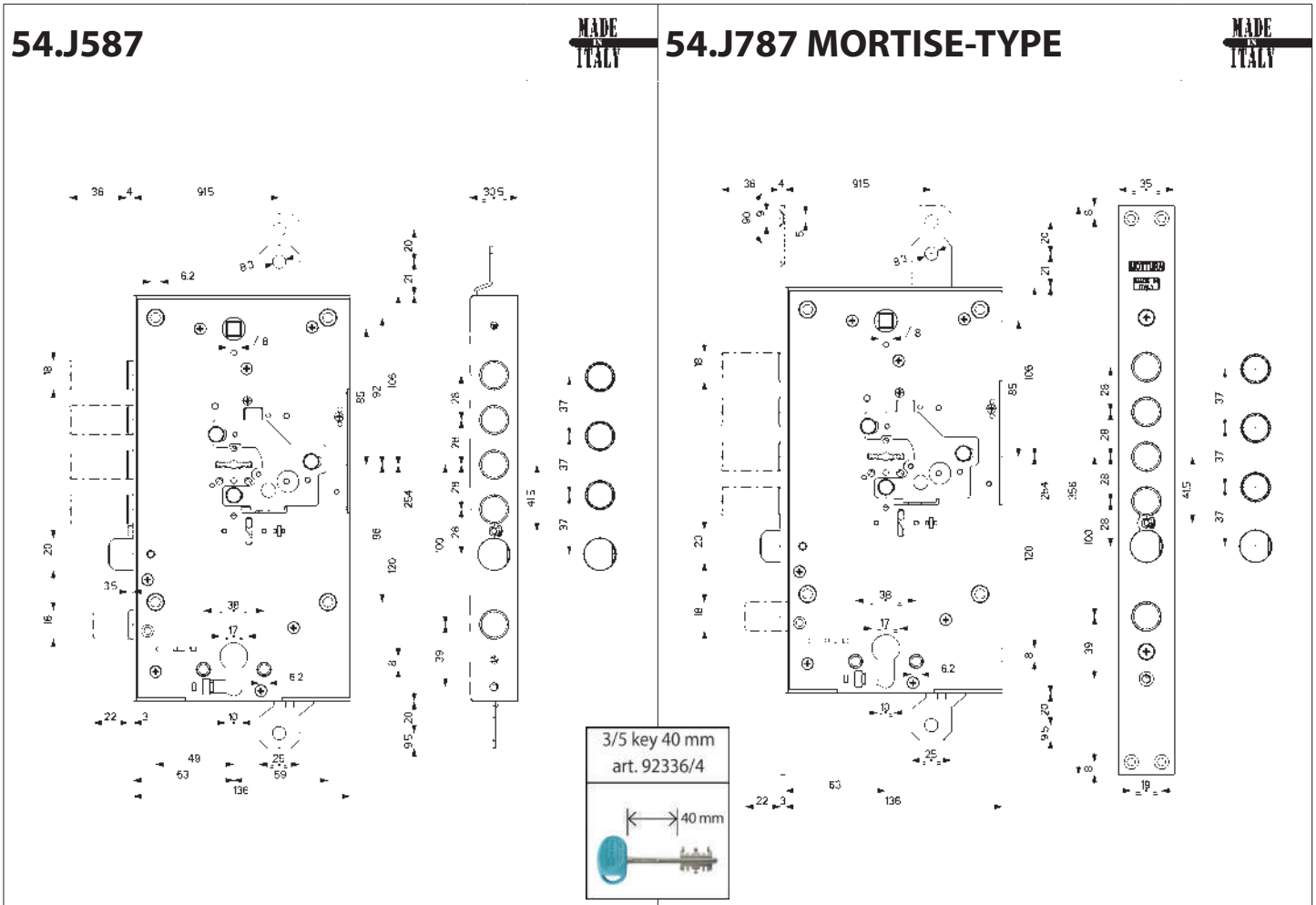


54J



safeguarding your security

DOUBLE-BITTED
LOCKS



Characteristics
Double-bitted lock + Europrofile cylinder lock.
Variation in centre distance:/28 -/37

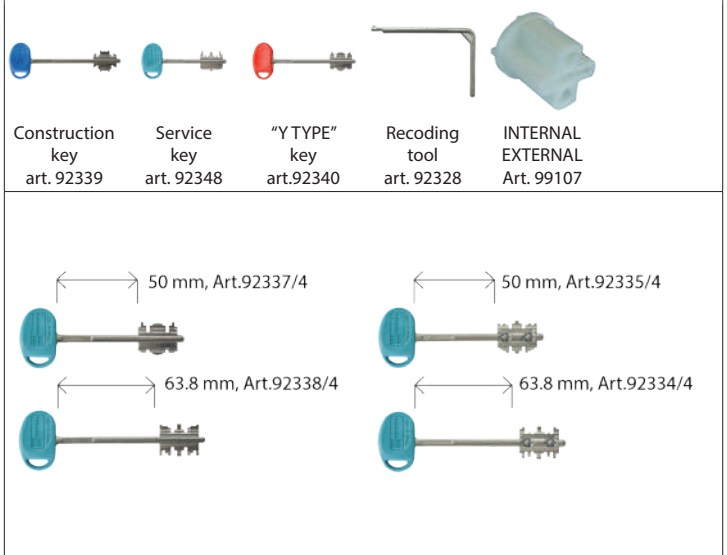
- Side (lower lock) and three-points (upper lock)
- Key and handle backset 63 mm
- Round bolts Ø 18 mm with 36 mm travel for upper lock
- Round bolt Ø 18 mm with 22 mm travel for lower lock
- Bar travel 20 mm
- All articles are available in right or left version (please specify with order).

The lock is supplied with:

- 3/5 keys with 40 mm stem art. 92336/4 (art. 92333/4 MyKey® version) activating the upper lock
- internal escutcheon art. 95324 + external escutcheon art. 95323

On request the locks can be supplied with:

- keys with 50 mm stem art. 92337/4 (art. 92335/4 MyKey® version)
- keys with 63.8 mm stem art. 92338/4 (art. 92334/4 MyKey® version)
- internal/external key guide bushing art. 99107
- construction key art. 92339 (art. 92342 MyKey® version)
- service key art. 92348 (art. 92341 MyKey® version)
- "Y TYPE" key art. 92340 (art. 92343 MyKey® version)



ON REQUEST

Security locks with
block lever on deadbolts

"MM" Special key profile



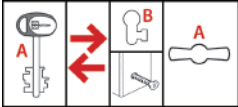

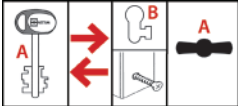


ON REQUEST









Security locks with block lever
on deadbolts and certification

ON REQUEST



DOUBLE-BITTED PROTECTED
DUPLICATION KEY

Nota : On request the locks B version can be supplied with certification according to standard UNI EN 12209. In the order, please add U to the article code of the lock. Certification is valid only if the lock is protected by a manganese plate of the same dimensions of the lock or larger.

RIM LOCK				MORTISE-TYPE
	54.J587		54.J787	
		3 keys		
		5 keys		
		3 keys —MYKEY		
		5 keys —MYKEY		
<p>Upper 4 turns three-points with Ø 20 mm latchbolt activated by key and \square8 handle square. Reversible latchbolt. Lower 2 turns cylinder lock Side activated by latchbolt. Cylinder and other accessories are NOT included. Independent locks.</p>				
				
	54.J597		54.J797	
		3 keys		
		5 keys		
		3 keys —MYKEY		
		5 keys —MYKEY		
<p>Upper 4 turns three-points with Ø 20 mm latchbolt activated by key and \square8 handle square. Reversible latchbolt. Lower 2 turns cylinder lock Side activated latchbolt and key backset closure of the upper lock. Cylinder and other accessories are NOT included. Independent locks with closure of upper keyhole.</p>				
				
				
				

ESCUTCHEONS					
INTERNAL	 SUPPLIED Art. 95324	 Art. 95407	 Art. 95416		
EXTERNAL	 SUPPLIED Art. 95323	 Art. 95244/5	 WITHOUT DEFENDER® Art. 95396	 Art. 95405	 WITH DEFENDER® Art. 95447

Locks with closure of upper keyhole





Use Defender® MOTTURA

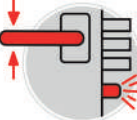


 is a registered trademark of MOTTURA

All locks of REPLAY series can be supplied in MyKey® version with protected duplication. Add "M" to the article code



MyKey®
is a MOTTURA patent

 **SUPPLIED LATCHBOLT BLOCKED** when the lock is closed.




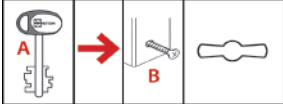


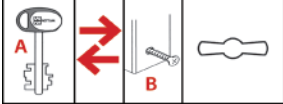


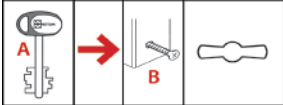


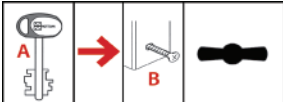
94.275






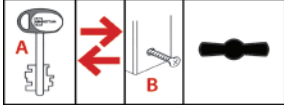




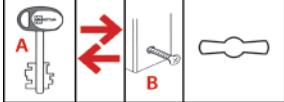














WE RECOMMEND USING **CHAMPIONS®** SECURITY CYLINDERS



CHAMPIONS
NEW GENERATION HIGH SECURITY CYLINDERS

RIM LOCK			MORTISE-TYPE				
	<h2 style="text-align: center;">54.J915 54.J935</h2>						
<table border="1" style="width: 100%; text-align: center;"> <tr><td>3 keys</td></tr> <tr><td>5 keys</td></tr> <tr><td>3 keys — MY KEY</td></tr> <tr><td>5 keys — MY KEY</td></tr> </table>				3 keys	5 keys	3 keys — MY KEY	5 keys — MY KEY
3 keys							
5 keys							
3 keys — MY KEY							
5 keys — MY KEY							
<p>Lower 4 turns three-points with Ø 19 mm latchbolt activated by key and \square8 handle square. Reversible latchbolt. Upper cylinder lock Side with gear movement activating latchbolt and lower lock block. Cylinder and other accessories are NOT included. Dependent locks. Activate A first, then proceed with B.</p>							
							
	<h2 style="text-align: center;">54.J916 54.J936</h2>						
<table border="1" style="width: 100%; text-align: center;"> <tr><td>3 keys</td></tr> <tr><td>5 keys</td></tr> <tr><td>3 keys — MY KEY</td></tr> <tr><td>5 keys — MY KEY</td></tr> </table>				3 keys	5 keys	3 keys — MY KEY	5 keys — MY KEY
3 keys							
5 keys							
3 keys — MY KEY							
5 keys — MY KEY							
<p>Lower 4 turns three-points with Ø 19 mm latchbolt activated by key and \square8 handle square. Reversible latchbolt. Upper cylinder lock Side with gear movement activating latchbolt. Cylinder and other accessories are NOT included. Independent locks.</p>							
							
	<h2 style="text-align: center;">54.J917 54.J937</h2>						
<table border="1" style="width: 100%; text-align: center;"> <tr><td>3 keys</td></tr> <tr><td>5 keys</td></tr> <tr><td>3 keys — MY KEY</td></tr> <tr><td>5 keys — MY KEY</td></tr> </table>				3 keys	5 keys	3 keys — MY KEY	5 keys — MY KEY
3 keys							
5 keys							
3 keys — MY KEY							
5 keys — MY KEY							
<p>Lower 4 turns three-points with Ø 19 mm latchbolt activated by key and \square8 handle square. Reversible latchbolt. Upper cylinder lock Side with gear movement activating latchbolt and nightlatch. Upper lock with independent half-opening. Cylinder and other accessories are NOT included. Dependent locks. Activate A first, then proceed with B.</p>							
							
	<h2 style="text-align: center;">54.J918 54.J938</h2>						
<table border="1" style="width: 100%; text-align: center;"> <tr><td>3 keys</td></tr> <tr><td>5 keys</td></tr> <tr><td>3 keys — MY KEY</td></tr> <tr><td>5 keys — MY KEY</td></tr> </table>				3 keys	5 keys	3 keys — MY KEY	5 keys — MY KEY
3 keys							
5 keys							
3 keys — MY KEY							
5 keys — MY KEY							
<p>Lower 4 turns three-points with Ø 19 mm latchbolt activated by key and \square8 handle square. Reversible latchbolt. Upper cylinder lock Side with gear movement activating latchbolt and lower key backset closure. Cylinder and other accessories are NOT included. Dependent locks. Activate A first, then proceed with B.</p>							
							

RIM LOCK				MORTISE-TYPE
	54.J919		54.J939	
	3 keys		5 keys	
5 keys		3 keys 		
5 keys		5 keys 		
<p>Lower 4 turns Three-points with Ø 19 mm latchbolt activated by key and \square8 handle square. Reversible latchbolt. Upper cylinder lock Side with gear movement activating latchbolt and lower key backset closure. Cylinder and other accessories are NOT included. Independent locks.</p>				
				
	54.J920		54.J940	
	3 keys		5 keys	
5 keys		3 keys 		
5 keys		5 keys 		
<p>Lower 4 turns Three-points with Ø 19 mm latchbolt activated by key and \square8 handle square. Reversible latchbolt. Upper cylinder lock Side with gear movement activating latchbolt and nightlatch. Upper lock with independent half-opening. Cylinder and other accessories are NOT included. Independent locks.</p>				
				


ESCUTCHEONS					94.345	Locks with closure of lower keyhole 	
INTERNAL	 SUPPLIED Art. 95324	 Art. 95407	 Art. 95416				
EXTERNAL	 SUPPLIED Art. 95323	 Art. 95244/5	 WITHOUT DEFENDER® Art. 95396	 Art. 95405	 WITH DEFENDER® Art. 95447		

Use Defender® MOTTURA



 is a registered trademark of MOTTURA

All locks of REPLAY series can be supplied in MyKey® version with protected duplication. Add "M" to the article code



MyKey® is a MOTTURA patent

WE RECOMMEND USING **CHAMPIONS®** SECURITY CYLINDERS




CHAMPIONS
NEW GENERATION HIGH SECURITY CYLINDERS

FOR ACCESSORIES AND SPARE PARTS SERIES 54J REFER TO

- 92** KEYS 
- 93** BARS 
- 94** FACE PLATES STRIKER PLATES 
- 95** ESCUTCHEONS 
- 99** VARIOUS ACCESSORIES 

SERRABLINDA LOCKS

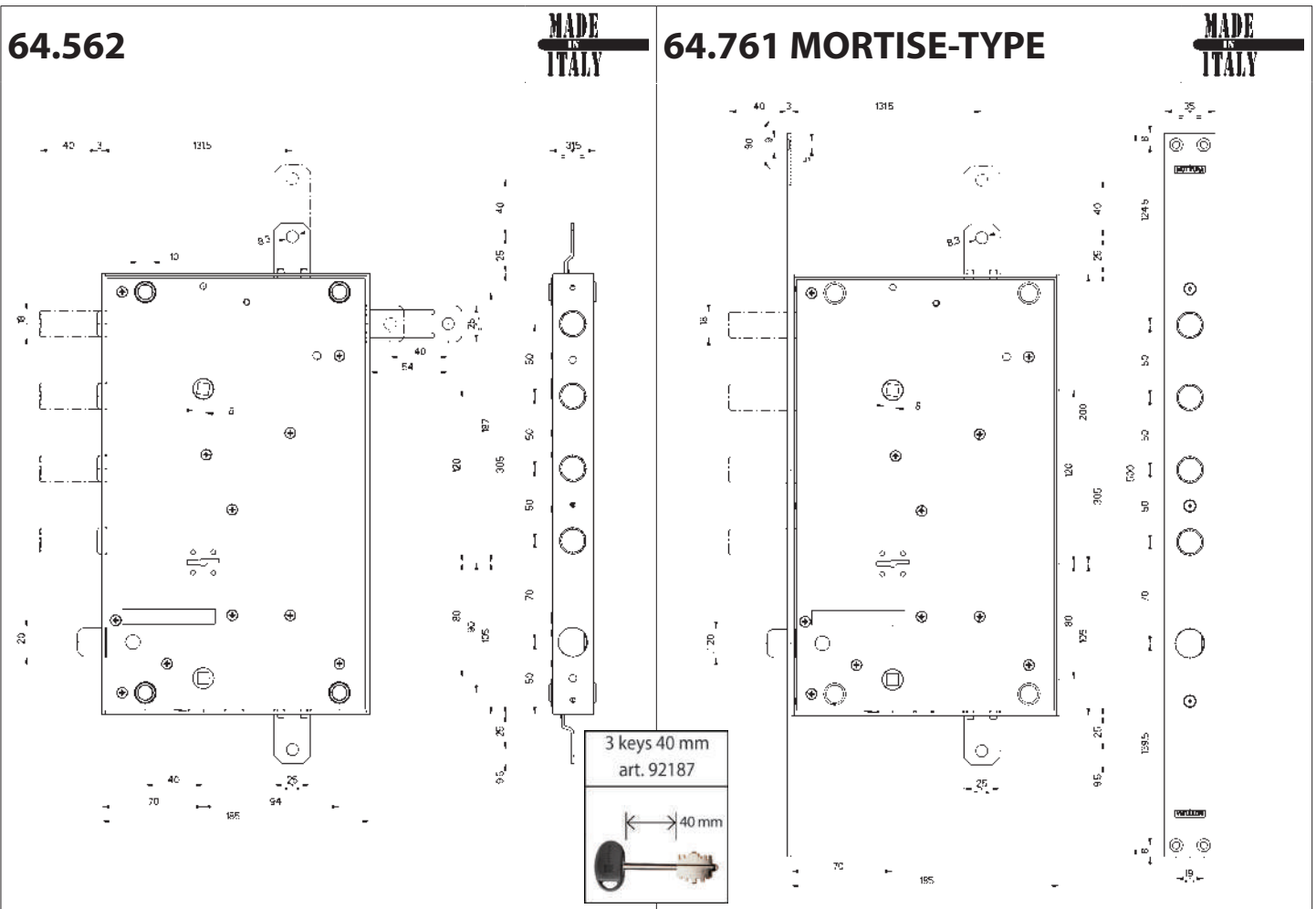
64



DOUBLE-BITTED
LOCKS



safeguarding your security



Characteristics

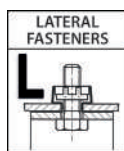
- Side, three-points and five-points lock
- Handle and key backset 70 mm
- Round bolts \varnothing 18 mm with 40 mm travel
- Bars travel 40 mm
- All articles are available in right or left version (please specify with order).

The lock is supplied with:

- 3 keys 40 mm stem art. 92187
- internal escutcheon art. 95314
- external escutcheon art. 95315

On request the locks can be supplied with:



- 50 mm stem keys art. 92270
- 60 mm stem keys art. 92106
- 85 mm stem keys art. 92188
- internal and external key guide bushings art. 99101V or 99101N
- service key art. 92186
- "Y TYPE" key art. 92318



EXTENDED BOLTS + 40 mm



EXTENDED BOLTS + 70 mm





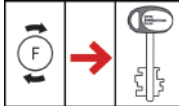



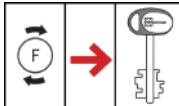
ON REQUEST
Coded key for service use
(opens latchbolt only)






ON REQUEST
Double-bitted key "Y type"
operates latchbolt and 2 turns.

Replacement kit
91184/106D



RIM LOCK				MORTISE-TYPE
	64.561		64.761	
	3 keys			
<p>Three-points with latchbolt \varnothing 20 activated by key and \sphericalangle8 handle square. Reversible latchbolt. Other accessories NOT included.</p> <p>Bolts operated by frictioned knob and double-bitted key locking.</p>				
				
	64.562			
	3 keys			
<p>Five-points with latchbolt \varnothing 20 activated by key and \sphericalangle8 handle square. Reversible latchbolt. Other accessories NOT included.</p> <p>Bolts operated by frictioned knob and double-bitted key locking.</p>				
				
	64.568			
	3 keys			
<p>Three-points with \varnothing 20 latchbolt activated by knob that operates the bolts Reversible latchbolt The other accessories are NOT included.</p> <p>Bolts operated by frictioned knob and double-bitted key locking.</p>				
				



FOR ACCESSORIES AND SPARE PARTS SERIES 64 REFER TO

SPARE LEVER SETS

91

92

KEYS



BARS

93

94

FACE PLATES
STRIKER PLATES



ESCUTCHEONS

95

99


VARIOUS
ACCESSORIES



LOCKS FOR SECURITY CABINETS

MADE
IN
ITALY

65

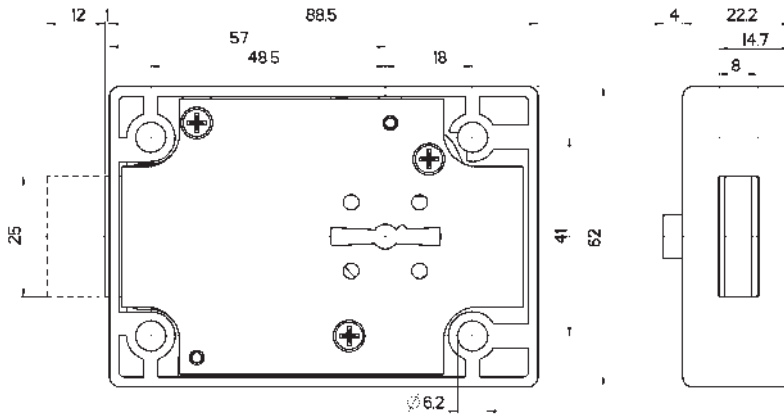


DOUBLE-BITTED
LOCKS



safeguarding your security

65.100



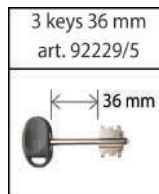

Characteristics

- Side deadlock
- Key and knob backset 57 mm
- Square bolt 25x8 mm
- Bolt travel 12 mm
- The article is supplied right-hand version only

On request

- the locks can be supplied with:
- keys with 60 mm stem art. 92102/5 for art. 65.100
 - Female keys 60 mm art. 92299/5 for art. 65.100/F
 - external key guide bushing art. 99101V5 or 99101N5

The key cannot be removed when lock is open.



65.100Z

Side deadlock for security cabinets and various locking purposes
Version with double-bitted key command
Bolt travel 12 mm
8 levers

The lock is equipped with:

- 3 keys with 36 mm stem art. 92229/5
- escutcheon art. 95223

The article is supplied right-hand version only
Other accessories are **NOT** included



65.100ZF

Side deadlock for security cabinets and various locking purposes
Version with "FEMALE" key command
Bolt travel 12 mm
8 levers
Bolt and stumps protected with hardened material

The lock is equipped with:

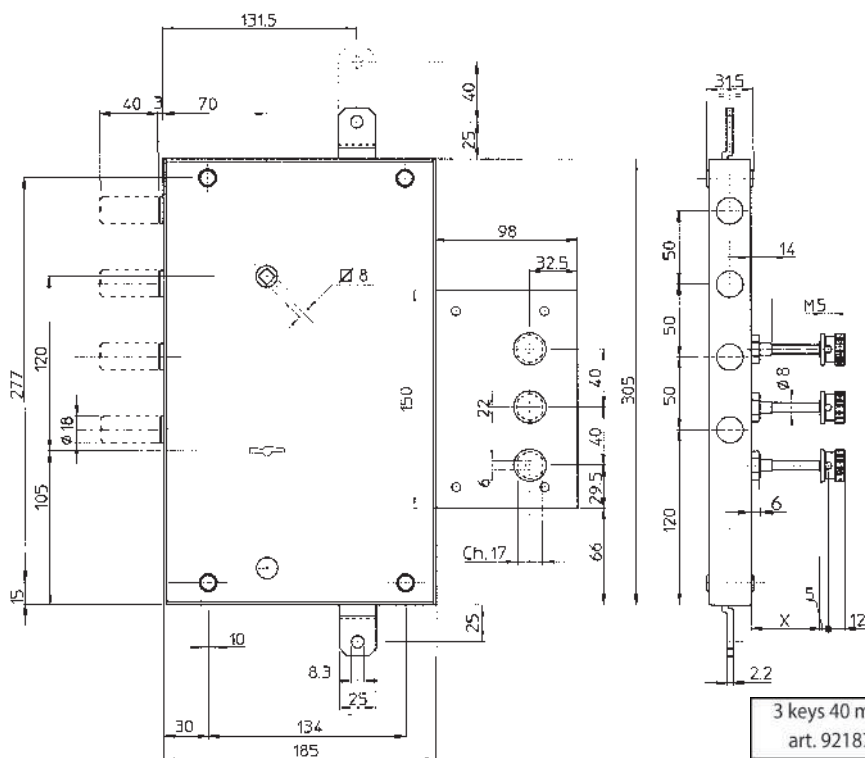
- 3 keys with 36 mm stem art. 92316/5
- escutcheon art. 95223

The article is supplied right-hand version only
Other accessories are **NOT** included

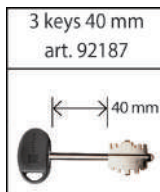


65.564

MADE IN ITALY



key length	X
40 mm	18 mm
60 mm	45 mm



Characteristics

- Three-points
- Key and knob backset 70 mm
- Round bolts Ø 18 mm with 40 mm travel
- Bar travel 40 mm

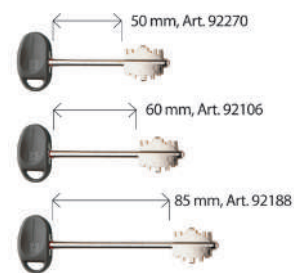
The lock is equipped with:

- 3 keys with 40 mm stem 92187
- internal escutcheon art.95215

On request

the locks can be supplied with:

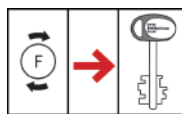
- 50 mm stem keys art. 92270
- 60 mm stem keys art. 92106
- 85 mm stem keys art. 92188
- internal and external key guide bushing art. 99101V or 99101N



65.563

“Serrablinda” type **three-points**
4 turns without latchbolt.
The article is ambidextrous
Other accessories are **NOT** included.

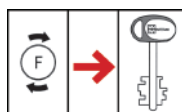
Bolts operated by frictioned knob and double-bitted key locking.




65.564

“Serrablinda” type **three-points**
4 turns without latchbolt
With combination
Includes combination escutcheon
The article is supplied right-hand version only
Other accessories are **NOT** included.

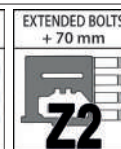
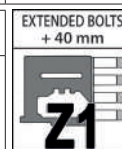
Bolts operated by frictioned knob and double-bitted key locking + combination.



91.CL003




91.184106D



DOUBLE-BITTED
LOCKS

FOR ACCESSORIES AND SPARE PARTS SERIES 65 REFER TO



SPARE LEVER SETS

91

92

KEYS



BARS

93

94

FACE PLATES
STRIKER PLATES



ESCUTCHEONS

95


99

VARIOUS
ACCESSORIES



DOUBLE-BITTED LOCKS 25 MM THICKNESS

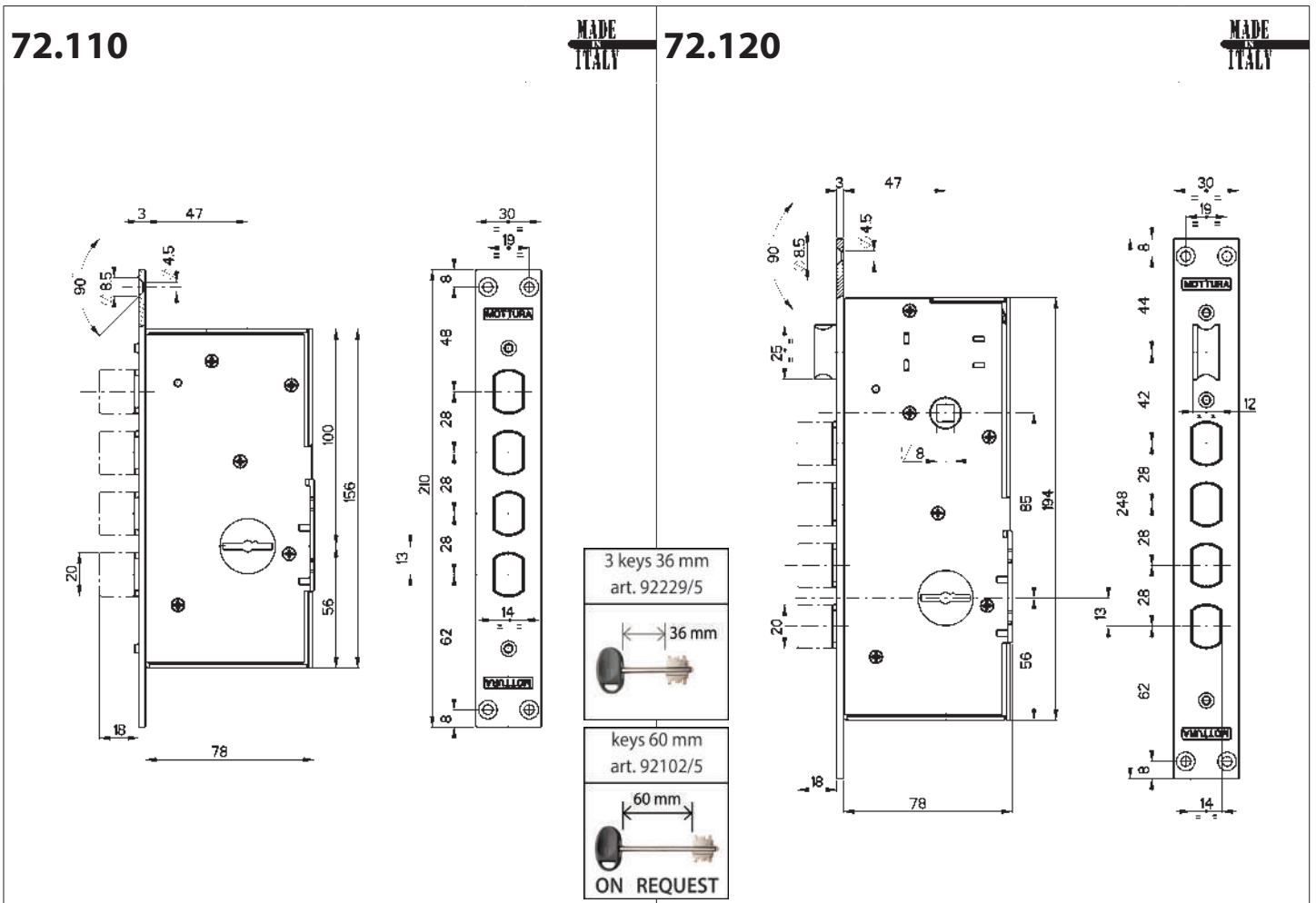
72



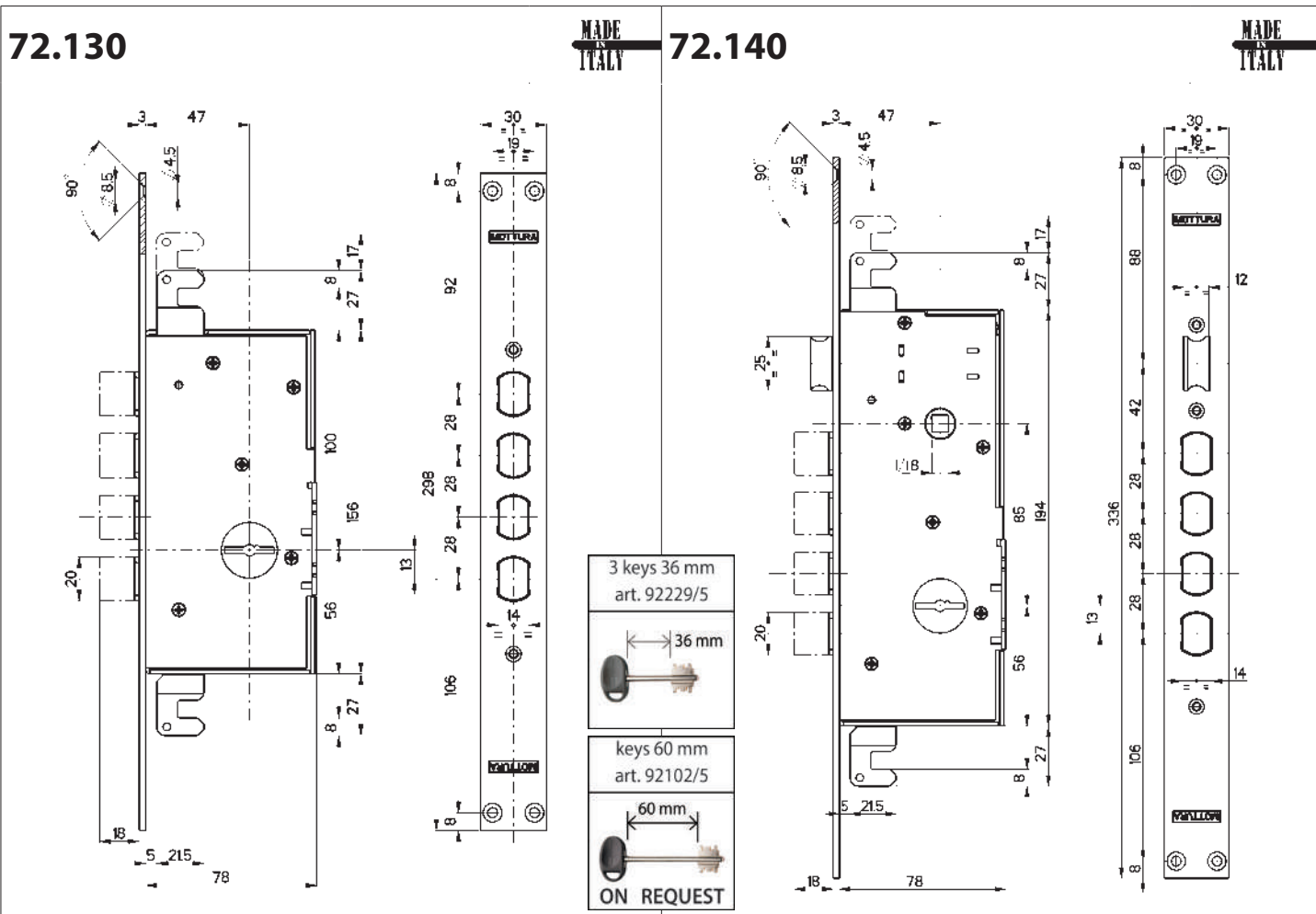
DOUBLE-BITTED
LOCKS



safeguarding your security



<h2>72.110</h2>	<p>The lock is equipped with:</p> <ul style="list-style-type: none"> • 3 keys with 36 mm stem art. 92229/5 • internal escutcheon art. 92229/5 • external escutcheon art. 95224 • striker plate art. 94101 <p>The article is ambidextrous</p> <p>Other accessories are NOT included</p>	
<h2>72.120</h2>	<p>The lock is equipped with:</p> <ul style="list-style-type: none"> • 3 keys with 36 mm stem art. 92229/5 • internal escutcheon art. 95224 • external escutcheon art. 95223 • striker plate art. 94102 <p>The article is reversible</p> <p>Other accessories are NOT included</p>	
<h2>72.125</h2>	<p>The lock is equipped with:</p> <ul style="list-style-type: none"> • 3 keys with 36 mm stem art. 92229/5 • internal escutcheon art. 95224 • external escutcheon art. 95223 • striker plate art. 94102 <p>The article is ambidextrous</p> <p>Other accessories are NOT included</p>	



72.130


Three-points without latchbolt, mortise-type
Key backset 47 mm
Bolt travel 18 mm
Bar travel 17 mm

The lock is equipped with:

- 3 keys with 36 mm stem art. 92229/5
- internal escutcheon art. 95224
- external escutcheon art. 95223
- striker plate art. 94101

The article is ambidextrous

Other accessories are **NOT** included



72.140

Three-points with latchbolt, mortise-type
operated by key and \square 8 handle square.
Key and handle backset 47 mm
Bolt travel 18 mm
Bar travel 17 mm

The lock is equipped with:

- 3 keys with 36 mm stem art. 92229/5
- internal escutcheon art. 95224
- external escutcheon art. 95223
- striker plate art. 94102

The article is reversible

Other accessories are **NOT** included



72.14ELE
ELECTRIC VERSION
SEE CHAPTER
ELECTRICAL
LOCKS
page 204

72.145


Three-points with adjustable roller, mortise-type
Adjustable roller projection from 6 to 16 mm
Key and handle backset 47 mm
Bolt travel 18 mm
Bar travel 17 mm

The lock is equipped with:

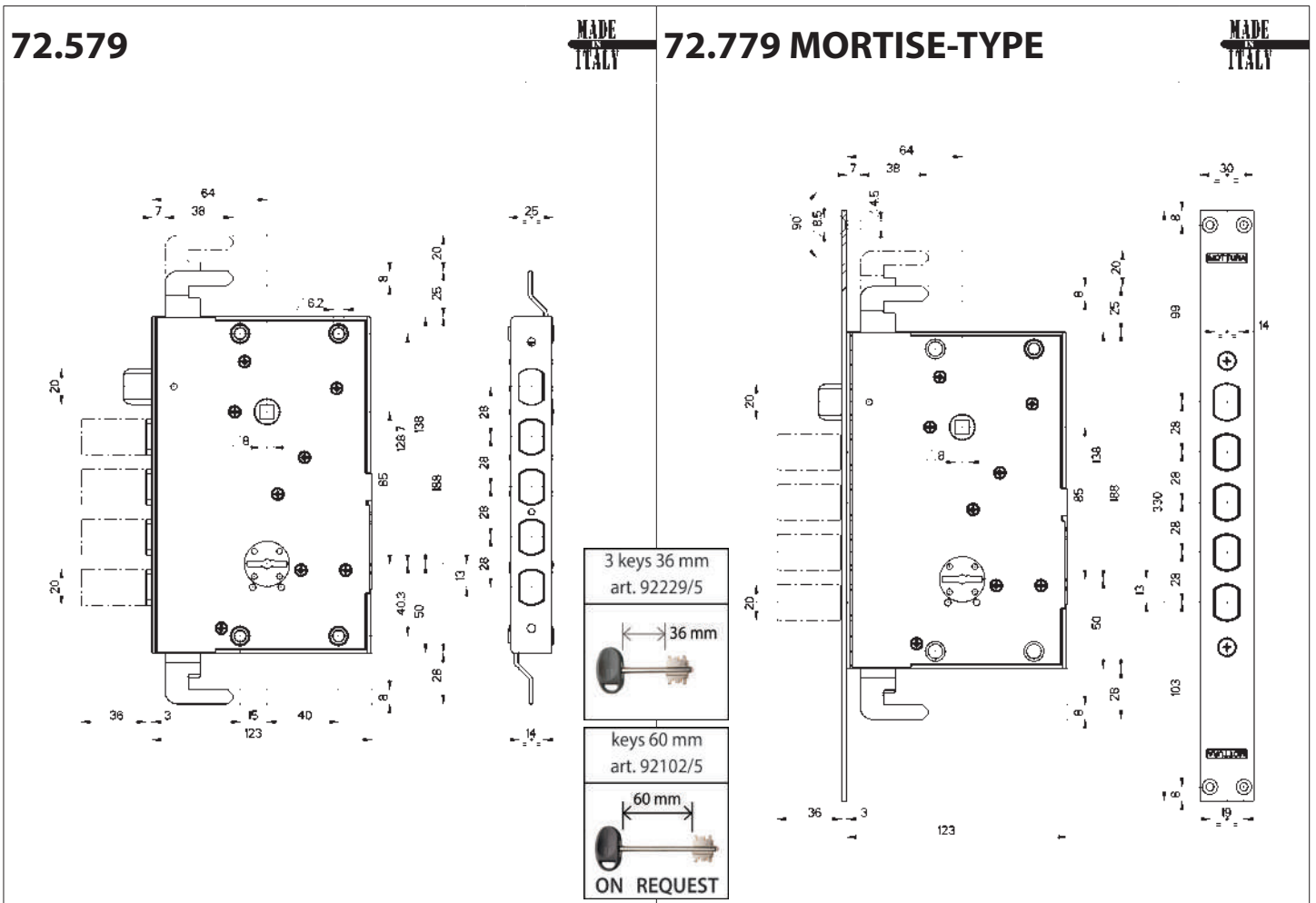
- 3 keys with 36 mm stem art. 92229/5
- internal escutcheon art. 95224
- external escutcheon art. 95223
- striker plate art. 94102

The article is ambidextrous

Other accessories are **NOT** included



DOUBLE-BITTED
LOCUS



RIM LOCK		MORTISE-TYPE
	72.578	72.778
	<p>3 keys</p> <p>Side with latchbolt operated by key and \square8 handle square. Key and handle backset 64 mm - Bolt travel 36 mm</p> <p>Reversible latchbolt The lock is equipped with :</p> <ul style="list-style-type: none"> • 3 keys with 36 mm stem art. 92229/5 • internal escutcheon art. 95224 - external escutcheon art. 95223 • striker plate art. 94272 for mortise-type version. <p>The article is available in right or left version (please specify with order). Other accessories are NOT included</p>	
	72.579	72.779
	<p>3 keys</p> <p>Three-points with latchbolt operated by key and \square8 handle square. Key and handle backset 64 mm - Bolt travel 36 - Bar travel 20 mm</p> <p>Reversible latchbolt The lock is equipped with :</p> <ul style="list-style-type: none"> • 3 keys with 36 mm stem art. 92229/5 • internal escutcheon art. 95224 - external escutcheon art. 95223 • striker plate art. 94272 for mortise-type version. <p>The article is available in right or left version (please specify with order). Other accessories are NOT included</p>	

FOR ACCESSORIES AND SPARE PARTS SERIES 72 REFER TO



<h2 style="font-size: 2em;">91</h2> <p>SPARE LEVER SETS</p>	<h2 style="font-size: 2em;">93</h2> <p>BARS</p>	<h2 style="font-size: 2em;">95</h2> <p>ESCUTCHEONS</p>
<h2 style="font-size: 2em;">92</h2> <p>KEYS</p>	<h2 style="font-size: 2em;">94</h2> <p>FACE PLATES STRIKER PLATES</p>	<h2 style="font-size: 2em;">99</h2> <p>VARIOUS ACCESSORIES</p> <p>M6 M8</p>

MADE
IN
ITALY

EUROPROFILE CYLINDER LOCKS WITH GEAR NUCLEO

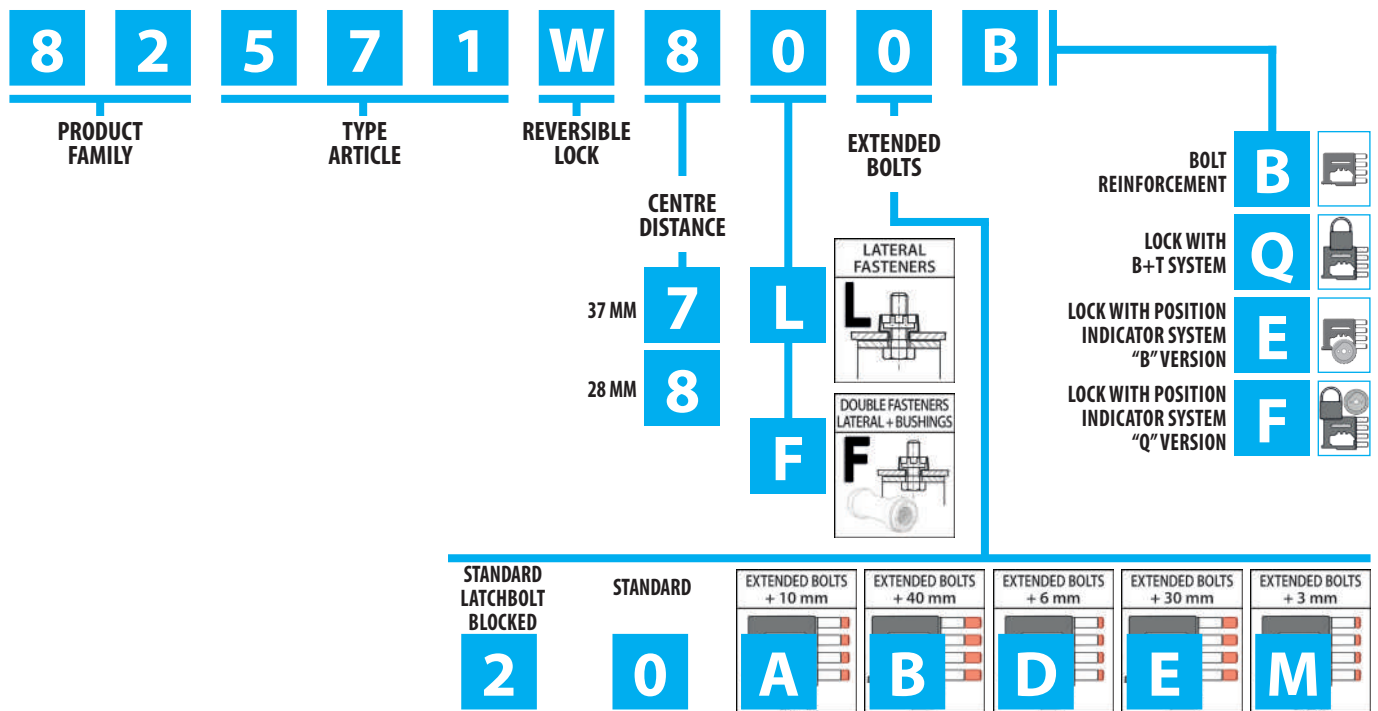


82



safeguarding your security

LA CODIFICA



STANDARD EQUIPMENT

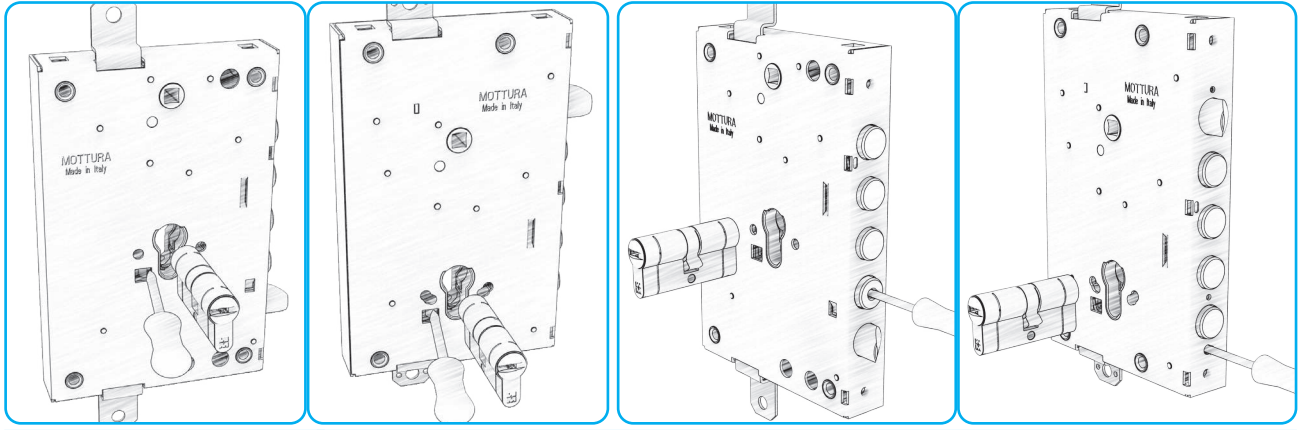
Construction site cylinder 	Shaped bushings 	Gear nucleo 	Use MOTTURA Defender Defender® is a registered trademark of MOTTURA	
Reversible latchbolt 	Unified cylinder fixing 	DEPENDENT / INDEPENDENT 	DOUBLE FASTENERS 	It is RECOMMENDED to use CHAMPIONS® security cylinders

SUPPLIED Security locks with block lever on deadbolts	ON REQUEST Cylinder extraction protection (T) Q (B + T) SUPPLIED + T
ON REQUEST Security locks with block lever on deadbolts and certification	ON REQUEST Turn-marker for gear locks

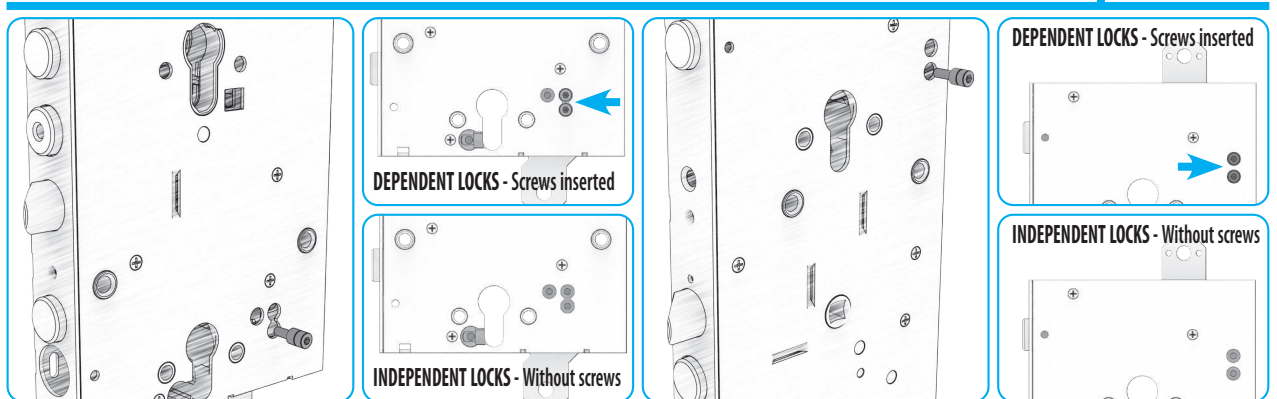
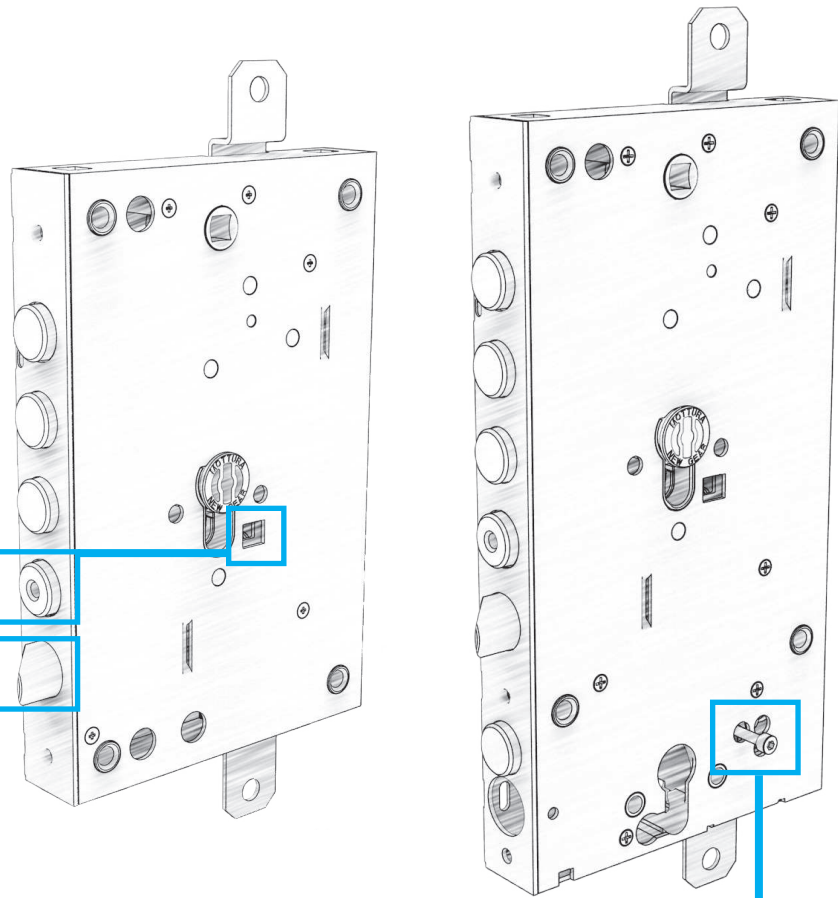
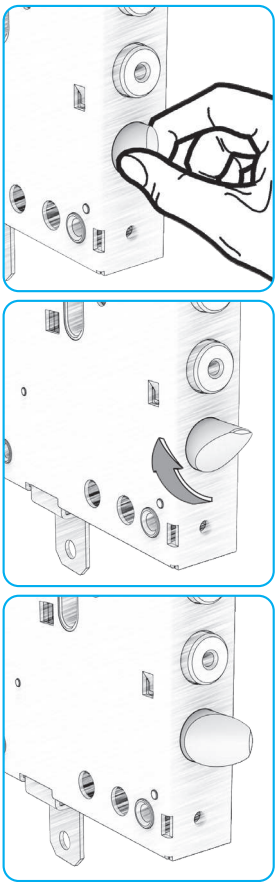
Note : Locks can be supplied B version or Q version (B + T) on request.
Bolts resistance exceeds 600 kN required by applicable standards.

Note : On request B or Q (B + T) locks version can be supplied with certification according to standard UNI EN 12209. In the order, please add U to the article code of the lock. Certification is valid only if the lock is protected by a manganese plate of the same dimensions of the lock or larger.

UNIFIED CYLINDER FIXING



REVERSIBLE LATCHBOLT



DOUBLE CYLINDER LOCKS DEPENDENTS/INDEPENDENTS

FOR ACCESSORIES AND SPARE PARTS SERIES 82 REFER TO



BARS

93

94

FACE PLATES
STRIKER PLATES



95

ESCUTCHEONS



SWITCHLOCKS

96

99

VARIOUS
ACCESSORIES




MADE
IN
ITALY

EUROPROFILE CYLINDER LOCKS



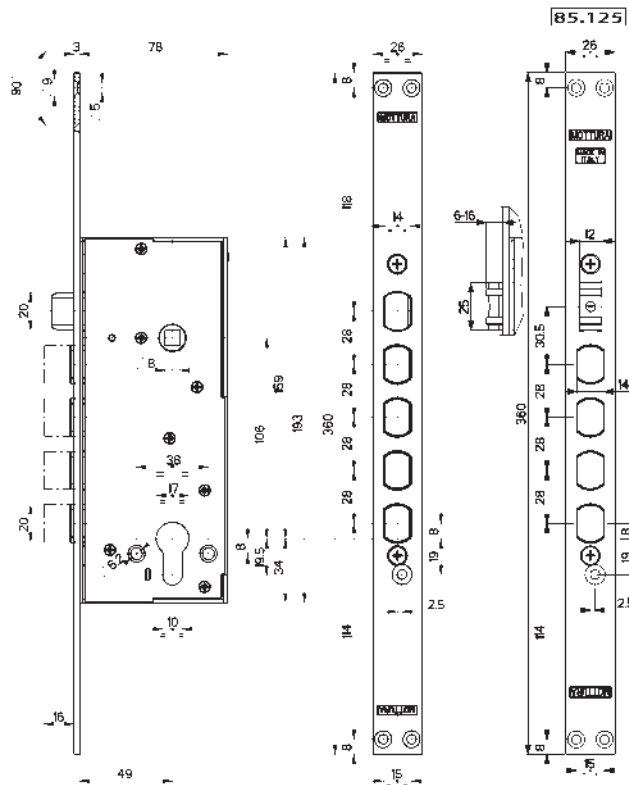
85



safeguarding your security

EUROPROFILE
CYLINDER LOCKS

85.120 MORTISE-TYPE



Characteristics

- Side
- Cylinder and handle backset 49 mm
- Bolts Ø 20x14 mm with 16 mm travel

Pair with Defender®
DF..., TOP SYSTEM, BASIC

WARNING: For use half cylinder, we recommend the type B (half cylinder 30 mm thickness locks - CP4BXX, CP8BXX ...) check available space.

94373 - INCLUDED



It is RECOMMENDED to use
CHAMPIONS® security cylinders



85.110

Side mortise-type for cylinder without latchbolt

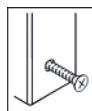
Cylinder backset 49 mm
Bolt travel 16 mm

The lock is equipped with:

- Nickel-plated face plate
- striker plate art. 94373

The article is ambidextrous

Cylinders, reinforcements and other accessories are **NOT** included



85.120

Side mortise-type for cylinder with latchbolt

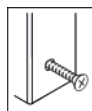
operated by cylinder and \square 8 handle square.
Cylinder and handle backset 49 mm
Bolt travel 16 mm

The lock is equipped with:

- Nickel-plated face plate
- striker plate art. 94318

The article is reversible

Cylinders, reinforcements and other accessories are **NOT** included



85.125

Side mortise-type for cylinder with adjustable roller

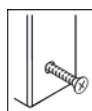
Cylinder backset 49 mm
Bolt travel 16 mm

The lock is equipped with:

- Nickel-plated face plate
- striker plate art. 94372

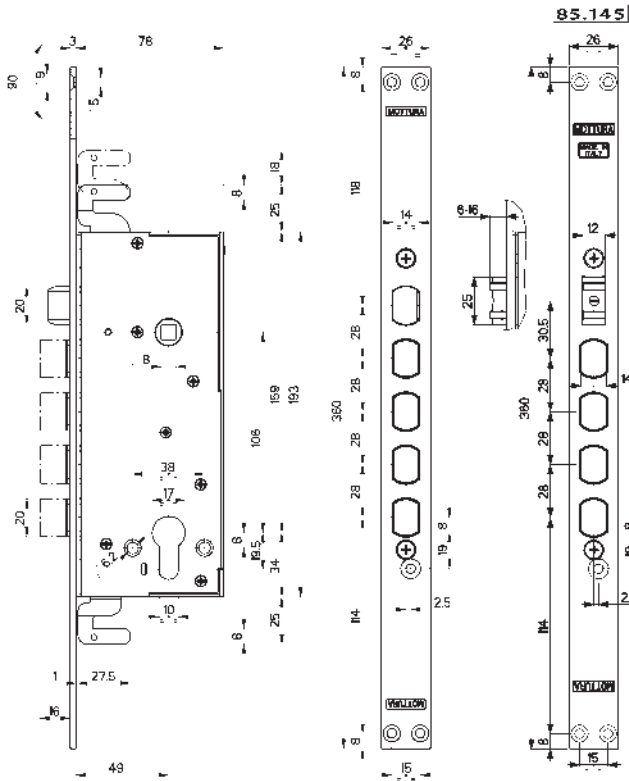
The article is ambidextrous

Cylinders, reinforcements and other accessories are **NOT** included





85.140 MORTISE-TYPE



Characteristics

- Three-points
- Cylinder and handle backset 49 mm
- Bolts Ø 20x14 mm with 16 mm travel
- Bar travel 18 mm

Pair with Defender®
DF..., TOP SYSTEM, BASIC

WARNING: For use half cylinder, we recommend the type B (half cylinder 30 mm thickness locks - CP4BXX, CP8BXX ...) check available space.

93140INF	93252INF
93271	93277

It is RECOMMENDED to use
CHAMPIONS® security cylinders



85.130

Three-points mortise-type for cylinder without latchbolt


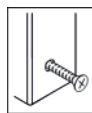
Cylinder backset 49 mm
Bolt travel 16 mm
Bar travel 18 mm

The lock is equipped with:

- Nickel-plated face plate
- striker plate art. 94373

The article is ambidextrous

Cylinders, reinforcements and other accessories are **NOT** included.



85.140

Three-points mortise-type for cylinder with latchbolt


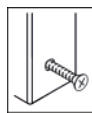
operated by cylinder and \square 8 handle square.
Cylinder and handle backset 49 mm
Bolt travel 16 mm
Bar travel 18 mm

The lock is equipped with:

- Nickel-plated face plate
- striker plate art. 94318

The article is reversible

Cylinders, reinforcements and other accessories are **NOT** included.



85.145

Three-points mortise-type for cylinder with adjustable roller

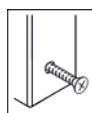
Cylinder backset 49 mm
Bolt travel 16 mm
Bar travel 18 mm

The lock is equipped with:

- Nickel-plated face plate
- striker plate art. 94372

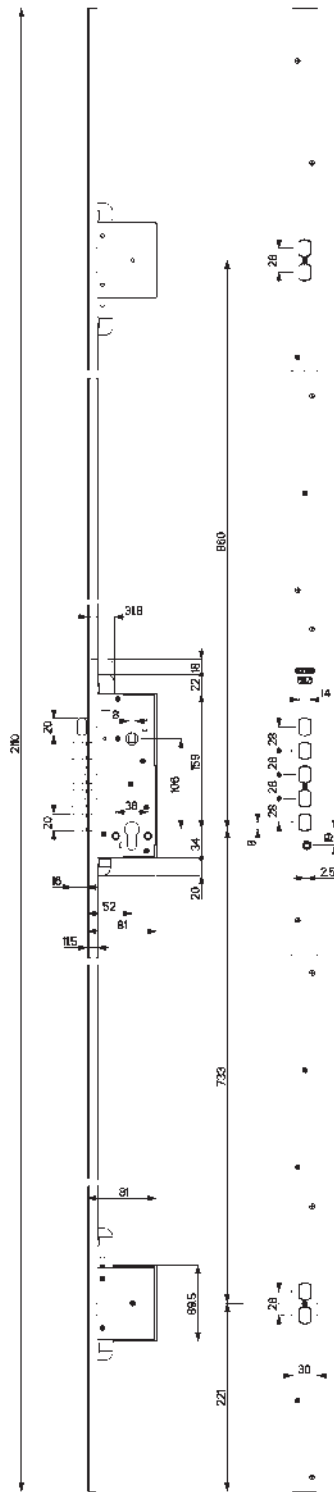
The article is ambidextrous

Cylinders, reinforcements and other accessories are **NOT** included.



85.240/2 MORTISE-TYPE

MADE
IN
ITALY



It is RECOMMENDED to use
CHAMPIONS® security cylinders

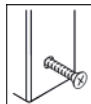


85.240D/S

**Three-points with latchbolt
and 2 mortise-type switchlocks**
operated by key and \square 8 handle square.
Key and handle backset: 52.3 mm
Bolts \varnothing 20x14 mm with 16 mm travel
Reversible latchbolt

- Supplied with :
- 2 switchlocks with 2 bolts art. 96299
 - 1 fixing channel mm 2110 x 30
 - 1 extended face plate mm 2110 x 30
 - 1 striker plate mm 2110 x 40

The article is supplied left or right-hand (specify in the order). Cylinders, reinforcements and other accessories are **NOT** included.



Use MOTTURA Defender®



Defender® is a registered trademark of MOTTURA

85.579

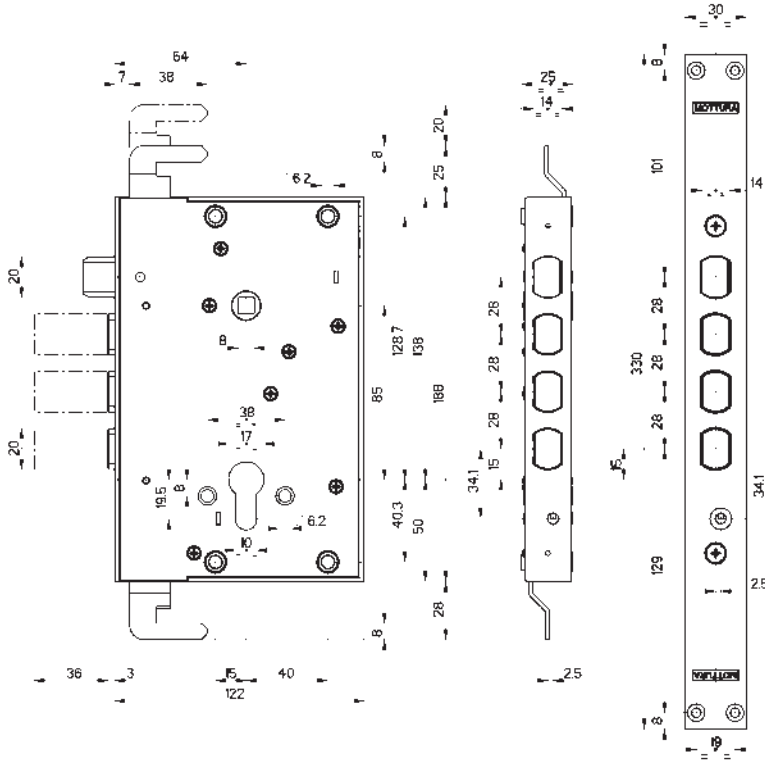
MADE IN ITALY

Characteristics

- Side and Three-points
- Cylinder and handle backset 64 mm
- Bolts Ø 20x14 mm with 36 mm travel

Pair with Defender®
DF..., TOP SYSTEM, BASIC

WARNING: For use half cylinder, we recommend the type B (half cylinder 30 mm thickness locks - CP4BXX, CP8BXX ...) check available space.



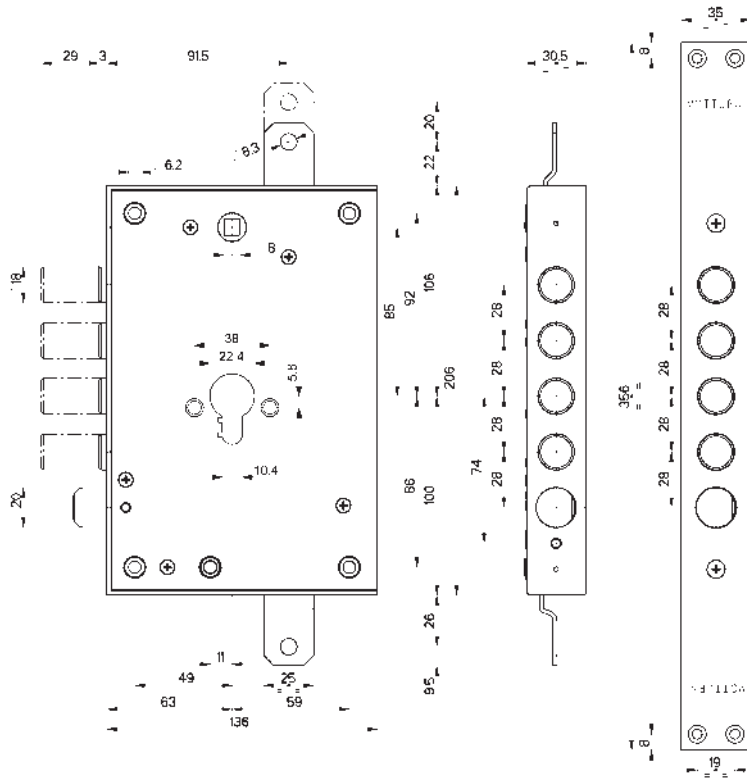
It is RECOMMENDED to use CHAMPIONS® security cylinders



RIM LOCK				MORTISE-TYPE	
	85.578		85.778		
	<p>Side for cylinders with latchbolt activated by cylinder and 8 handle square. Cylinder and handle backset 64 mm Bolt travel 36 mm The article is reversible Cylinders, reinforcements and other accessories are NOT included.</p>				
	85.579		85.779		
	<p>Three-points for cylinder with latchbolt activated by cylinder and 8 handle square. Cylinder and handle backset 64 mm Bolt travel 36 mm Bar travel 20 mm The article is reversible Cylinders, reinforcements and other accessories are NOT included.</p>				

85.371 SVI

MADE IN ITALY



Characteristics

Variation in centre distance:/28

- Three-points
- Cylinder and handle backset 63 mm
- Round bolts Ø 18 mm with 29 mm travel
- Bar travel 20 mm

On request

locks can be supplied with:

- block lever on bolts **B**
- burglar-proof device (cylinder extraction) **T**
- **U** certification

THE USE OF CHAMPIONS® SERIES SP8D../SP6D../S55D.. CYLINDERS IS RECOMMENDED (see section "Special cylinders" in the CHAMPIONS® catalogue)

It is RECOMMENDED to use CHAMPIONS® security cylinders



RIM LOCK

MORTISE-TYPE

85.371SVI..N 85.971SVI..N

..N Basic equipment

..B Block lever on bolts

..T Burglar-proof device

..Q Reinforcement on the bolts + Burglar-proof (B+T)

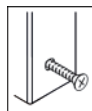
Three-points with latchbolt for cylinder

Latchbolt Ø 20 mm operated by cylinder and \square 8 handle square.

Reversible latchbolt

The article is supplied left or right-hand (specify in the order)

Cylinders, reinforcements and other accessories are **NOT** included.



85.515W

MADE IN ITALY

Characteristics

Variation in centre distance:/28 -/37

- Three-points
- Cylinder and handle backset 64 mm
- Round bolts Ø 18 mm with 29 mm travel

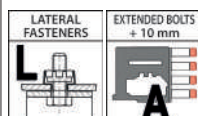
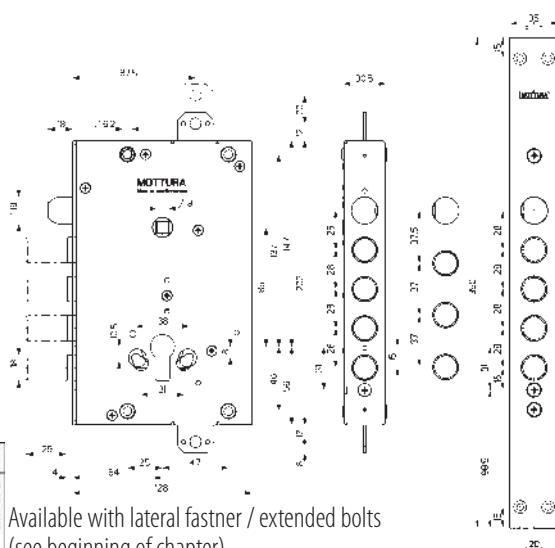
The article is reversible

Pair with Defender®
DF...., TOP SYSTEM, BASIC

It is RECOMMENDED to use
CHAMPIONS® security cylinders




94.342 28/37



Available with lateral fastner / extended bolts
(see beginning of chapter)

RIM LOCK

MORTISE-TYPE



85.515W..N 85.535W..N

..N Basic equipment

Three-points with latchbolt for cylinder
Ø 19 mm latchbolt activated by cylinder and \square 8 handle square.
Reversible latchbolt
Bar travel 20 mm
Cylinders, reinforcements and other accessories are **NOT** included



85.571W

MADE IN ITALY

Characteristics

Variation in centre distance:/28 -/37

- Three-points
- Cylinder and handle backset 63 mm
- Round bolts Ø 18 mm with 29 mm travel

The article is reversible

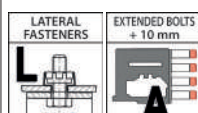
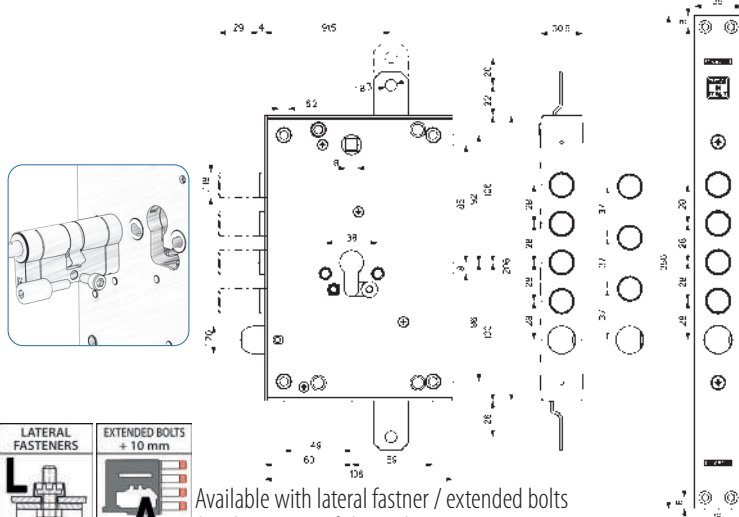
Pair with Defender®
DF...., TOP SYSTEM, BASIC

It is RECOMMENDED to use
CHAMPIONS® security cylinders



94254..

94001



Available with lateral fastner / extended bolts
(see beginning of chapter)

RIM LOCK

MORTISE-TYPE



85.571W..N 85.771W..N

..N Basic equipment

Three-points with latchbolt for cylinder
Ø 19 mm latchbolt activated by cylinder and \square 8 handle square.
Reversible latchbolt
Bar travel 20 mm
The article is REVERSIBLE - DOUBLE "special" Mottura attachment
Cylinders, reinforcements and other accessories are **NOT** included



85.391

MADE IN ITALY

Characteristics

Special HOOK bolt

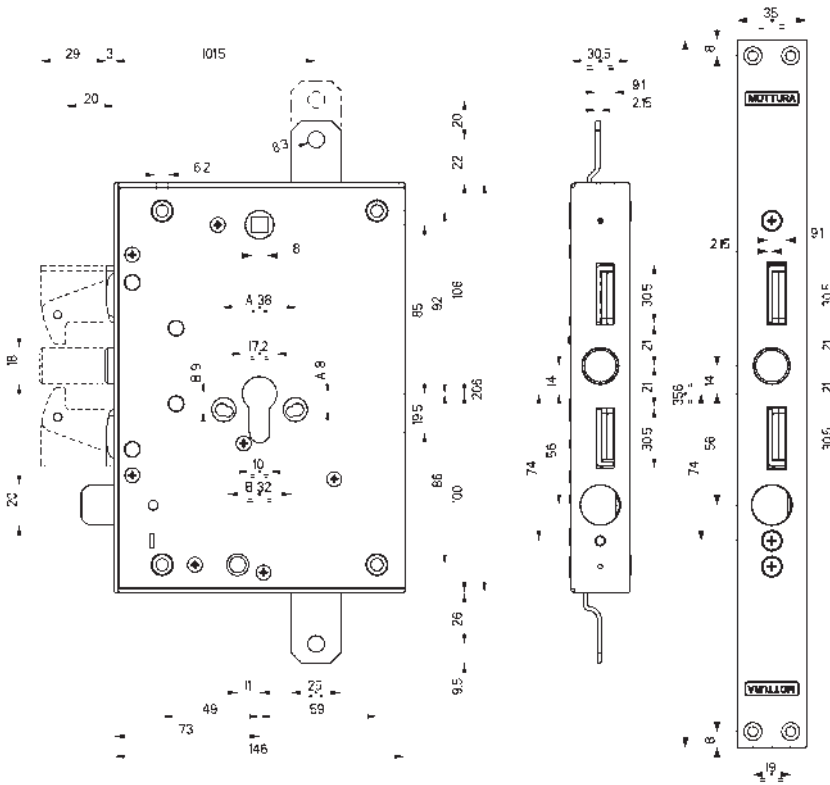
- Three-points
- **Cylinder and handle backset 73 mm**
- Bolt with 29 mm travel
- Bar travel 20 mm

On request

locks can be supplied with:

- block lever on bolts **B**
- burglar-proof device (cylinder extraction) **T**

Pair with Defender® DF..., TOP SYSTEM, BASIC



It is RECOMMENDED to use CHAMPIONS® security cylinders



RIM LOCK

MORTISE-TYPE

85.391...N 85.991...N

..N Basic equipment

..B Block lever on bolts

..T Burglar-proof device

..Q Reinforcement on the bolts + Burglar-proof (B+T)

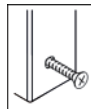
Three-points with latchbolt for cylinder

Latchbolt Ø 20 mm operated by cylinder and 8 handle square.

Reversible latchbolt

The article is supplied left or right-hand (specify in the order)

Cylinders, reinforcements and other accessories are **NOT** included.



Use SWITCHLOCKS
(Order separately:
see section 96)



96.371 - 96.371I

94.347

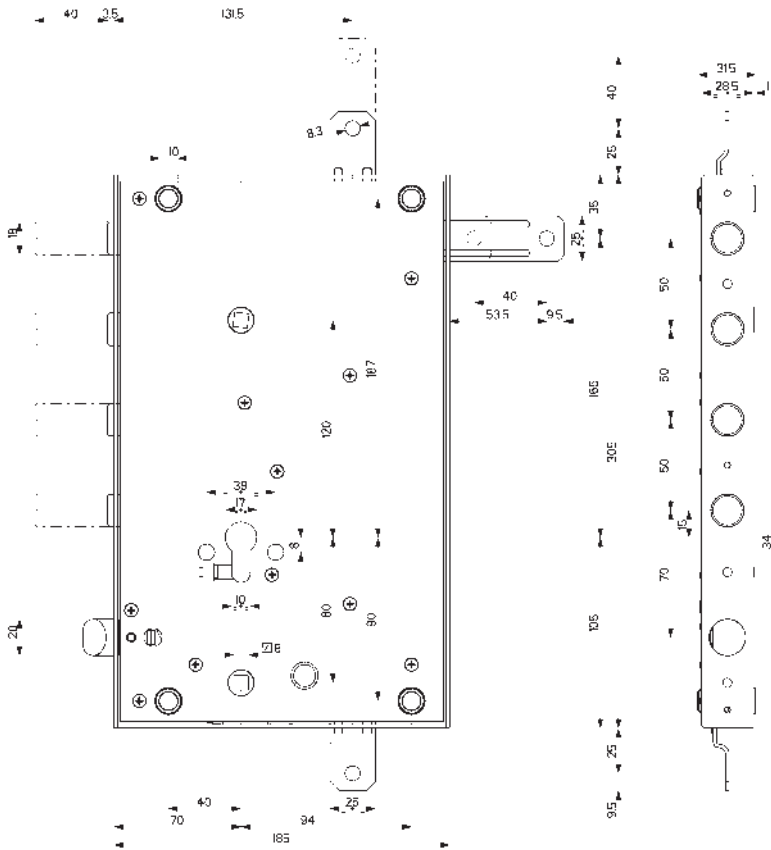
94.346



RIM LOCK			MORTISE-TYPE
	85.595...N 85.795...N		
	<p style="text-align: center;">..N Basic equipment</p>		
	<p style="text-align: center;">..B Block lever on bolts</p>		
	<p style="text-align: center;">..T Burglar-proof device</p>		
	<p style="text-align: center;">..Q Reinforcement on the bolts + Burglar-proof (B+T)</p>		
<p>Three-points for double cylinder - Upper lock blocking Upper lock with Ø 20 mm latchbolt activated by cylinder and $\square 8$ handle square. Reversible latchbolt. Lower lock side activates latchbolt and upper lock blocking. Cylinders, reinforcements and other accessories are NOT included. Dependent locks. Activate A first, then proceed with B.</p> <div data-bbox="691 600 903 705" style="text-align: center;"> </div>			
	85.595..W..N		
	<p style="text-align: center;">..N Basic equipment</p>		
	<p style="text-align: center;">..B Block lever on bolts</p>		
	<p style="text-align: center;">..T Burglar-proof device</p>		
	<p style="text-align: center;">..Q Reinforcement on the bolts + Burglar-proof (B+T)</p>		
<p>Three-points for double cylinder - Upper lock blocking Upper lock with Ø 20 mm latchbolt activated by cylinder and $\square 8$ handle square. Reversible latchbolt. Lower lock activates latchbolt and upper lock blocking. Cylinders, reinforcements and other accessories are NOT included. Dependent locks. Activate A first, then proceed with B.</p> <div data-bbox="691 1088 903 1196" style="text-align: center;"> </div>			
	85.596...N		
	<p style="text-align: center;">..N Basic equipment</p>		
	<p style="text-align: center;">..B Block lever on bolts</p>		
	<p style="text-align: center;">..T Burglar-proof device</p>		
	<p style="text-align: center;">..Q Reinforcement on the bolts + Burglar-proof (B+T)</p>		
<p>Three-points for double cylinder - Upper lock blocking Upper lock with Ø 20 mm latchbolt activated by cylinder and $\square 8$ handle square. Reversible latchbolt. Lower lock side activates latchbolt and upper lock blocking. Cylinders, reinforcements and other accessories are NOT included. Dependent locks. Activate A first, then proceed with B. Independent lower lock.</p> <div data-bbox="691 1581 903 1686" style="text-align: center;"> </div>			



85.462



Characteristics

- Three-points and Five-points
- Cylinder and handle backset 70 mm
- Round bolts Ø 18 mm with 40 mm travel
- Bar travel 40 mm
- All articles are supplied either left or right version (specify in the order)
- **Interchangeable with art. 64.561/562**

On request

locks can be supplied in full configuration **Q (B+T)** with block lever on the bolts **B** + burglar-proof device (cylinder extraction) **T**.

Pair with Defender® DF..., TOP SYSTEM, BASIC

It is RECOMMENDED to use CHAMPIONS® security cylinders



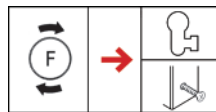
85.461...N

Version

..N Basic equipment

..Q Reinforcement on the bolts + Burglar-proof (B+T)

Three-points "SERRABLINDA", with bolts operated by knob and block with cylinder
 Ø 20 latchbolt activated by cylinder and lower 8 handle square.
Reversible latchbolt



The article is supplied left or right-hand (specify in the order)
 Cylinders, reinforcements and other accessories are **NOT** included.



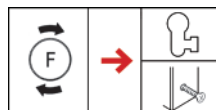
85.462...N

Version

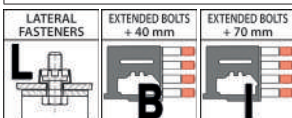
..N Basic equipment

..Q Reinforcement on the bolts + Burglar-proof (B+T)


Five-points "SERRABLINDA", with bolts operated by knob and block with cylinder
 Ø 20 latchbolt actuated by cylinder and lower 8 handle square.
Reversible latchbolt



The article is supplied left or right-hand (specify in the order)
 Cylinders, reinforcements and other accessories are **NOT** included.



Available with lateral fastener, extended bolts + 40 / + 70 mm add letter to code




AUTOMATIC LOCKING SECURITY LOCKS

MADE
IN
ITALY



86



UNI EN 1125



UNI EN 179



safeguarding your security

ANTI-PANIC AND
AUTOMATIC LOCKS

PANIC EXIT BAR



UNI EN 1125

EMERGENCY EXIT HANDLE



UNI EN 179



WARNING:

Each and every part (in particular, lock, switchlock, bars) of GORILLA AUTOMATIC locks are, certified by ICIM according to reference standards.

Any modification of the product as a whole, or the installation in disregard of the instruction manual will automatically void the certification.

In this case the installer is responsible for conformity with the reference standards.

Category of use
Only one category of use is identified with level 3

Maximum life
Two categories are identified
- Level 6 100,000 cycles
- Level 7 200,000 cycles

Door mass
Three categories are identified
- level 5 up to 100 kg
- level 6 up to 200 kg
- level 7 over 200 kg

Fire resistance
Three categories are identified
- level 0 not appropriate for use on antismoke/fire barrier doors
- level A appropriate for use on antismoke barrier doors
- level B appropriate for use on antismoke/fire barrier doors

Security for individuals
Only one category with level 1 is identified

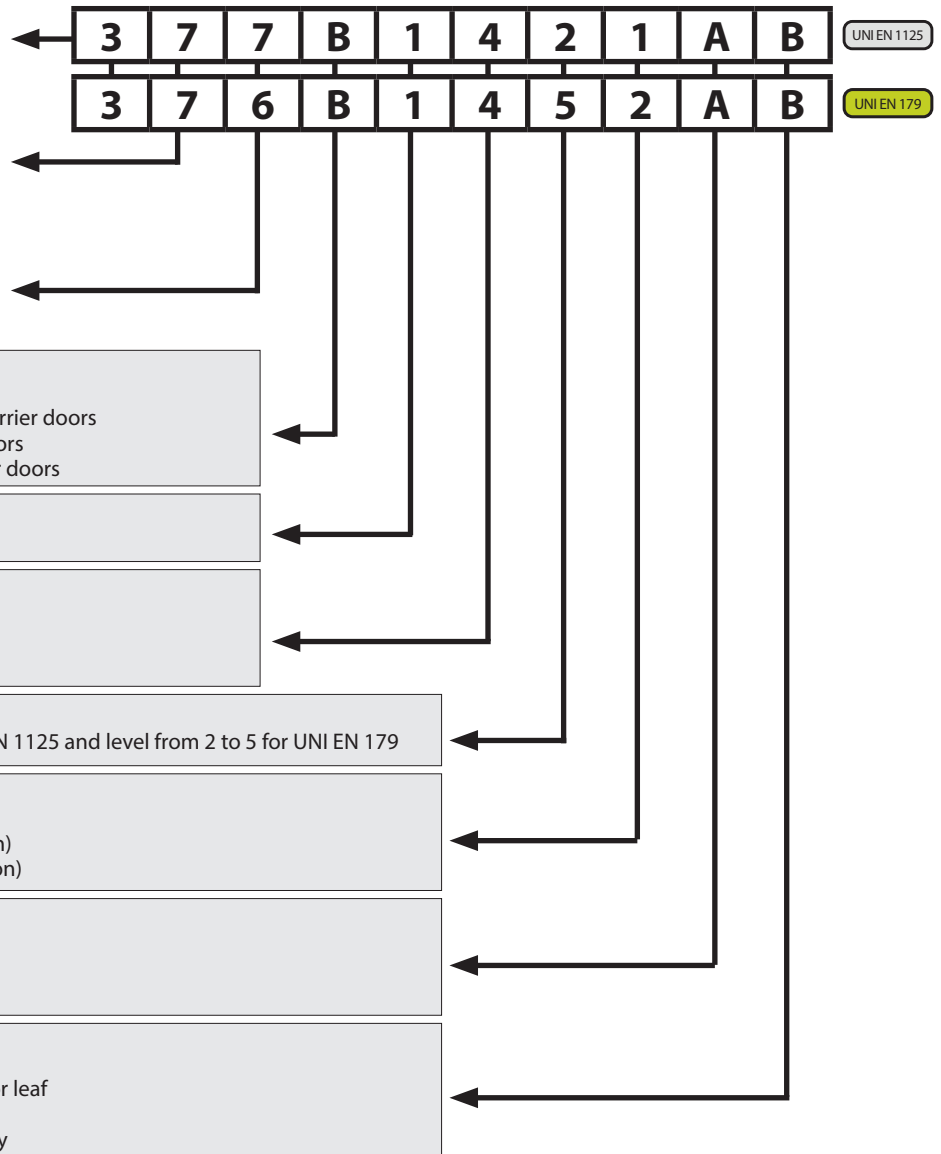
Resistance to corrosion
Two categories are identified
- level 3 high resistance
- level 4 very high resistance

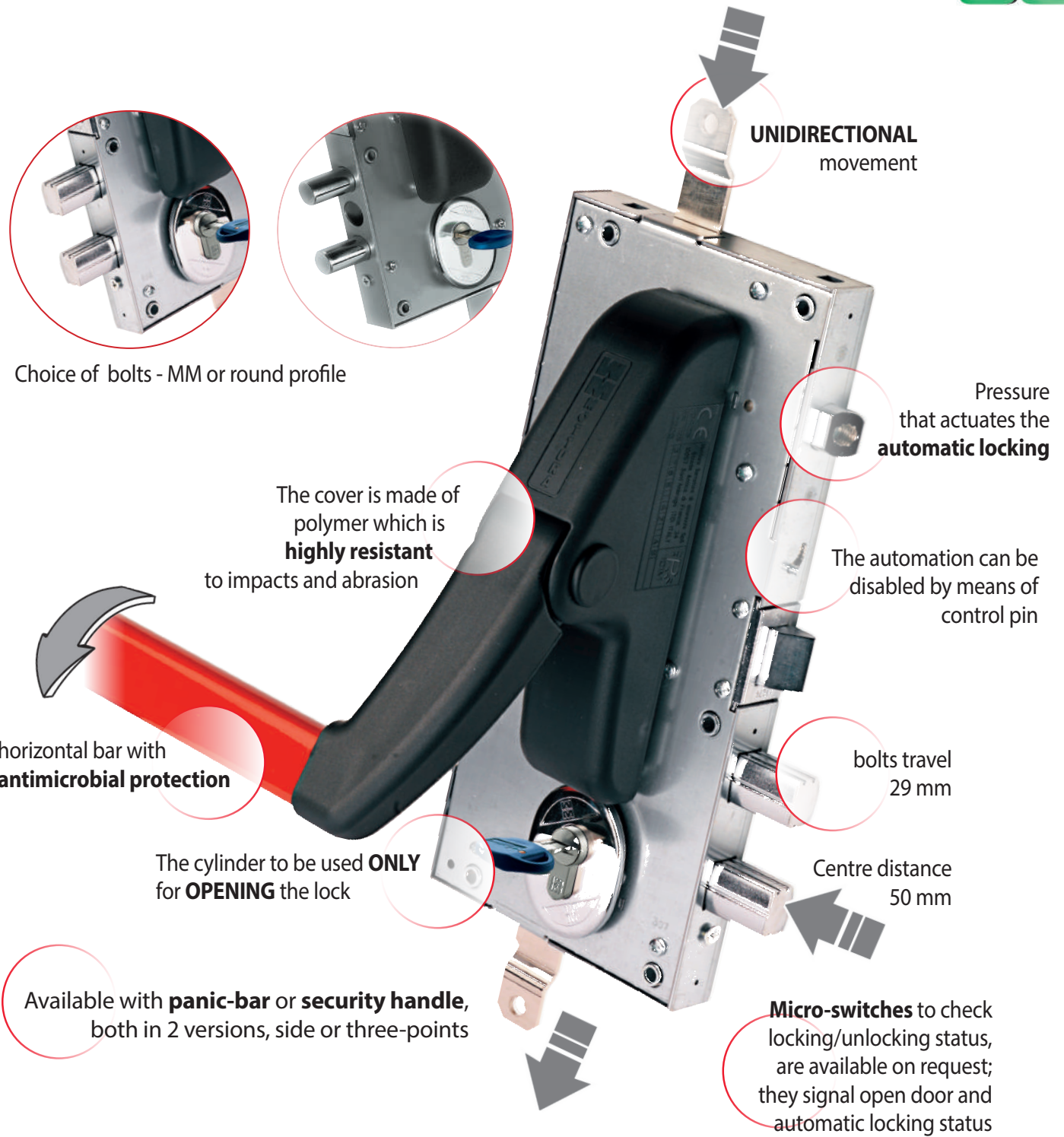
Security for property
Only one category with level 2 is identified for UNI EN 1125 and level from 2 to 5 for UNI EN 179

Protrusion of bar
Two categories are identified
- level 1 protrusion up to 150 mm. (normal protrusion)
- level 2 protrusion up to 100 mm. (reduced protrusion)

Bar activation
Two categories are identified
- level A actioning by means of push bar
- level B actioning by means of contact bar

Door applications
Three categories are identified
- level A one- or two-leaf doors: active or passive door leaf
- level B one-leaf door
- level C two-leaf door with one passive door leaf only



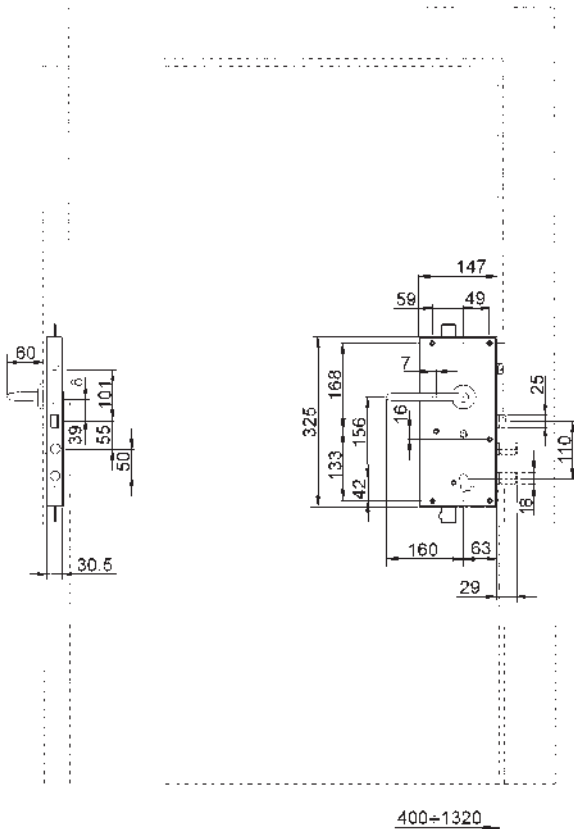


GORILLA AUTOMATIC is suitable to be applied to fire doors but **must be tested with the door**. Any substitution is possible only on fire doors that have the specific certificate showing panic GORILLA AUTOMATIC.



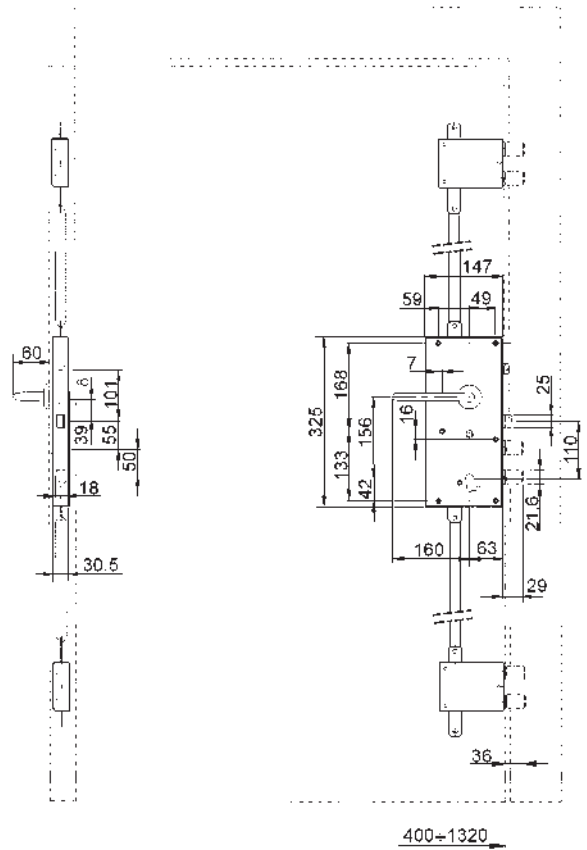
86.410T

MADE
IN
ITALY



86.430A

MADE
IN
ITALY



Characteristics

- Side with 2 locking points
- Cylinder and handle backset 63 mm
- Latchbolt 25x15 activated by cylinder and handle
- Lever Ø20x14 with adjustable projection
- Round bolts Ø 18 mm (T version) or MM profile (A version)
- Bolts travel 29 mm - Centre distance 50 mm
- All articles are supplied left-handed and right-handed (specify the opening hand in the order and if the door is "PUSH" or "PULL")

Possibility to fit a double cylinder (key opens the door from both sides) or half cylinders (opening of the door from the outer side only + inside handle).
Possibility to fit an external handle that operates latch bolt only.
Suitable only for single wing ARMoured doors with maximum width of 1320 mm.

CERTIFIED ACCORDING TO UNI EN 179 WITH MARK

Characteristics

- three-points, with 6 locking points
- Cylinder and handle backset 63 mm
- Latchbolt 25x15 activated by cylinder and handle
- Lever Ø20x14 with adjustable projection
- Round bolts Ø 18 mm (T version) or MM profile (A version)
- Bolts travel 29 mm - Centre distance 50 mm
- Bar travel 20 mm
- Switchlocks art. 96274/53 (T version) o art. 96270/50 (A version)
- Bars
- All items are supplied left-handed and right-handed (specify the opening hand in the order and if the door is "PUSH" or "PULL")

Possibility to install different switchlocks (see next page).

Possibility to fit a double cylinder (key opens the door from both sides) or half cylinders (opening of the door from the outer side only + inside handle).
Possibility to fit an external handle that operates latch bolt only.
Suitable only for single wing ARMoured doors with maximum width of 1320 mm.

N.B. The bars movement is UNIDIRECTIONAL (both upward and closing).

CERTIFIED ACCORDING TO UNI EN 179 WITH MARK



ON REQUEST
ROUND BOLT Ø18 mm



ON REQUEST
PATENTED "MM"
PROFILE BOLT

ROUND BOLT Ø18	T	A	MM PROFILE BOLT
	86.410D/ST 86.410D/SA		
	<p>Side with 2 locking points and AUTOMATIC LOCKING 25x15 latchbolt activated by cylinder and \sphericalangle8 handle square. Lever Ø20x14 with adjustable projection. Complete with inside handle (brass finish) assembly. Cylinder fastening with "Mottura fitting" and with head screw. Cylinders, escutcheons, reinforcements and other accessories are NOT included.</p>		
	86.430D/ST 86.430D/SA		
	<p>Three-points with 6 locking points and AUTOMATIC LOCKING 25x15 latchbolt activated by cylinder and \sphericalangle8 handle square. Lever Ø20x14 with adjustable projection. Complete with inside handle assembly (brass finish) and switchlocks with bars. Cylinder fastening with "Mottura fitting" and with head screw. Cylinders, escutcheons, reinforcements and other accessories are NOT included.</p>		


Use SWITCHLOCKS (Order separately: see section 96)				
96.270/36/50	96.272	96.274/50/53	96.273	96.273/28/37

Note: The use of switches other than those indicated above DOES NOT guarantee the correct functioning of the lock and entails the automatic loss of product certification. The diverters must be SAME with the opening hand OPPOSITE to the lock.


Use Defender® MOTTURA			WE RECOMMEND USING CHAMPIONS® SECURITY CYLINDERS
TOP SYSTEM	BASIC	DF...	
			 CHAMPIONS <small>NEW GENERATION HIGH SECURITY CYLINDERS</small>

DOOR OPENING SIDE


To facilitate ordering, 4 door opening possibilities are illustrated. In cases 3 and 4, only for art.86410/430 you have to specify "reversed latchbolt" in your order.



86.430..SX



86.430..DX



86.430..SXR

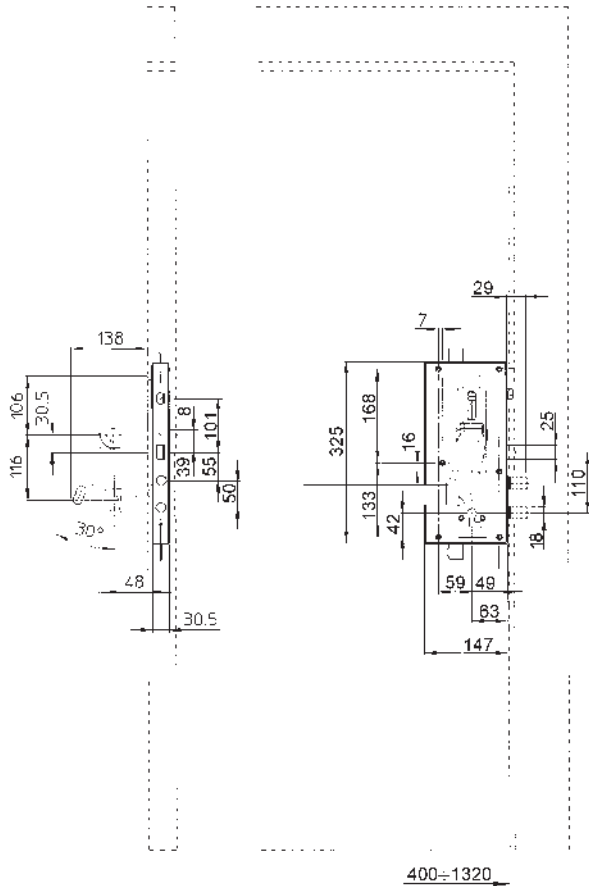


86.430..DXR

ANTIPANIC AND AUTOMATIC LOCKS

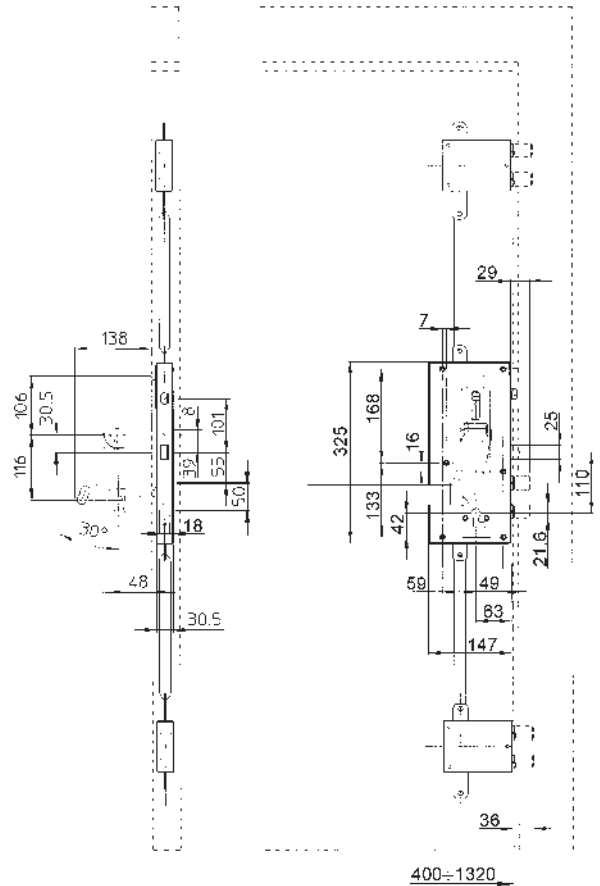
86.510T

MADE
IN
ITALY



86.530A

MADE
IN
ITALY



Characteristics

- Side with 2 locking points
- Cylinder and handle backset 63 mm
- Latchbolt 25x15 activated by cylinder and handle
- Lever Ø20x14 with adjustable projection
- Round bolts Ø 18 mm (T version) or MM profile (A version)
- Bolts travel 29 mm - Centre distance 50 mm
- All articles are supplied left-handed and right-handed (specify in the order). The door is always PUSH opening.

Possibility to fit double cylinders (key opens the door from both sides) or half-cylinder (door opening from the outside only + the inside panic exit bar). Possibility to fit an external handle that operates latch bolt only. Suitable only for single wing ARMoured doors with maximum width of 1320 mm.

CERTIFIED ACCORDING TO UNI EN 1125 WITH MARK

Characteristics

- 3-point, with 6 locking points
- Cylinder and handle backset 63 mm
- Latchbolt 25x15 activated by cylinder and handle
- Lever Ø20x14 with adjustable projection
- Round bolts Ø 18 mm (T version) or MM profile (A version)
- Bolts travel 29 mm - Centre distance 50 mm
- Bar travel 20 mm
- Switchlocks art. 96273/28/37 - 96274/50/53 (T version) or art. 96270/36/50 (A version)
- Bars
- All items are supplied left-handed and right-handed (specify in the order). The door is always PUSH opening.

Possibility to install different switchlocks (see next page).

Possibility to fit a double cylinder (key opens the door from both sides) or half cylinders (opening of the door from the outer side only + inside handle). Possibility to fit an external handle that operates latch bolt only. Suitable only for single wing ARMoured doors with maximum width of 1320 mm.

N.B. The bars movement is UNIDIRECTIONAL (both upward and closing).

CERTIFIED ACCORDING TO UNI EN 1125 WITH MARK



ON REQUEST
ROUND BOLT Ø18 mm



ON REQUEST
PATENTED "MM"
PROFILE BOLT

ROUND BOLT Ø18	T	A	MM PROFILE BOLT
	86.510D/ST 86.510D/SA		
	<p>Side with 2 locking points and AUTOMATIC LOCKING 25x15 latchbolt activated by cylinder and ∇8 handle square. Lever Ø20x14 with adjustable projection. Complete with internal panic exit bar set with black finish and red bar with antimicrobial protection. Cylinder fastening with "Mottura fitting" and with head screw. Cylinders, escutcheons, reinforcements and other accessories are NOT included.</p>		
	86.530D/ST 86.530D/SA		
	<p>Three-points with 6 locking points and AUTOMATIC LOCKING 25x15 latchbolt activated by cylinder and ∇8 handle square. Lever Ø20x14 with adjustable projection. Complete with internal panic exit bar set with black finish, red bar with antimicrobial protection and switchlocks with bars. Cylinder fastening with "Mottura fitting" and with head screw. Cylinders, escutcheons, reinforcements and other accessories are NOT included.</p>		

Use SWITCHLOCKS (Order separately: see section 96)

96.270/36/50	96.272	96.274/50/53	96.273	96.273/28/37

Note: The use of switches other than those indicated above DOES NOT guarantee the correct functioning of the lock and entails the automatic loss of product certification. The diverters must be SAME with the opening hand OPPOSITE to the lock.

Use Defender® MOTTURA

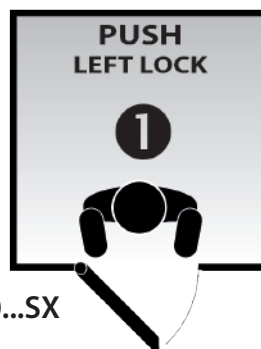
TOP SYSTEM	BASIC	DF...

WE RECOMMEND
USING CHAMPIONS®
SECURITY CYLINDERS

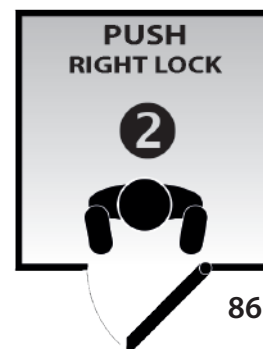


DOOR OPENING SIDE

To facilitate ordering, door opening possibilities are illustrated.



86.530...SX





86.530...DX

ANTI-PANIC AND AUTOMATIC LOCKS

9819108_20		
Finish Zinc plated Optional spacer for panic exit device Dimensions: Ø14 x 28 mm		

94.077510D/SA

94.324A



94.260MM36/50 FOR 96270...



94.260MM FOR 96272



94.071 FOR 96274




94.260 FOR 96273



94.26028/37 FOR 9627328/37



9865065R - L=1110 mm



98AP002D/S LOCK SIDE



98AP003D/S NEUTRAL SIDE



FOR ACCESSORIES AND SPARE PARTS SERIES 86 REFER TO



BARS

93

94

FACE PLATES
STRIKER PLATES



95

ESCUTCHEONS





SWITCHLOCKS

96

99

VARIOUS
ACCESSORIES




EUROPROFILE CYLINDER SECURITY LOCKS

MADE
IN
ITALY

 **GOOD**T

86



UNI EN 1125



UNI EN 179



safeguarding your security

ANTI-PANIC AND
AUTOMATIC LOCKS

PANIC EXIT BAR



UNI EN 1125

EMERGENCY EXIT HANDLE



UNI EN 179



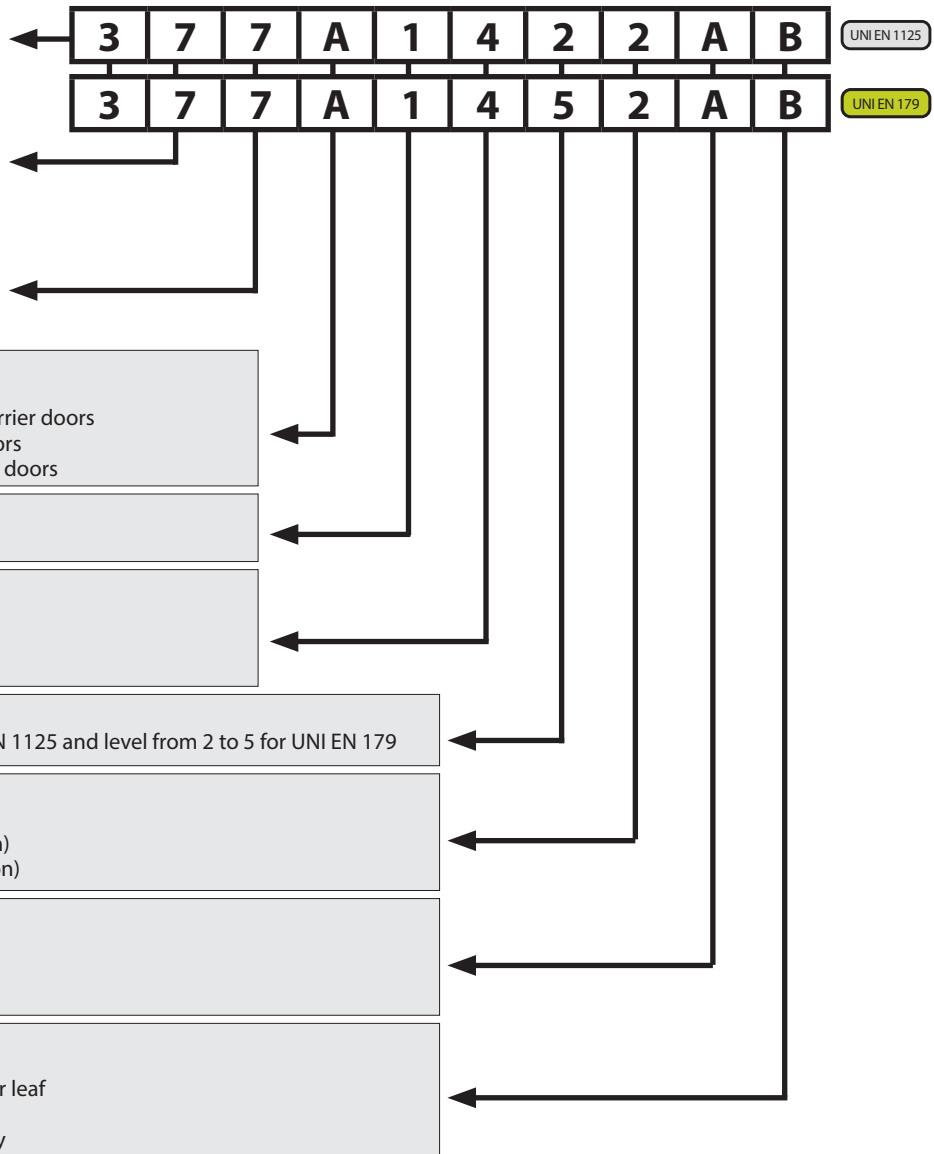
WARNING:


Each and every part (in particular, lock, switchlock, bars) of GOOUT locks are, certified by ICIM according to reference standards.

Any modification of the product as a whole, or the installation in disregard of the instruction manual will automatically void the certification.

In this case the installer is responsible for conformity with the reference standards.

- Category of use**
Only one category of use is identified with level 3
- Maximum life**
Two categories are identified
- Level 6 100,000 cycles
- Level 7 200,000 cycles
- Door mass**
Three categories are identified
- level 5 up to 100 kg
- level 6 up to 200 kg
- level 7 over 200 kg
- Fire resistance**
Three categories are identified
- level 0 not appropriate for use on antismoke/fire barrier doors
- level A appropriate for use on antismoke barrier doors
- level B appropriate for use on antismoke/fire barrier doors
- Security for individuals**
Only one category with level 1 is identified
- Resistance to corrosion**
Two categories are identified
- level 3 high resistance
- level 4 very high resistance
- Security for property**
Only one category with level 2 is identified for UNI EN 1125 and level from 2 to 5 for UNI EN 179
- Protrusion of bar**
Two categories are identified
- level 1 protrusion up to 150 mm. (normal protrusion)
- level 2 protrusion up to 100 mm. (reduced protrusion)
- Bar activation**
Two categories are identified
- level A actioning by means of push bar
- level B actioning by means of contact bar
- Door applications**
Three categories are identified
- level A one- or two-leaf doors: active or passive door leaf
- level B one-leaf door
- level C two-leaf door with one passive door leaf only






It is RECOMMENDED to use CHAMPIONS® security cylinders

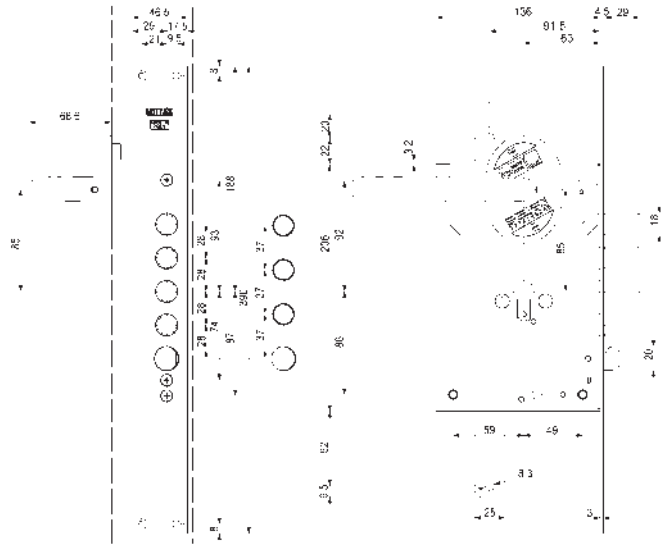


GOOUT is suitable to be applied to fire doors but **must be tested** with the door. Any substitution is possible only on fire doors that have the specific certificate showing panic GOOUT.



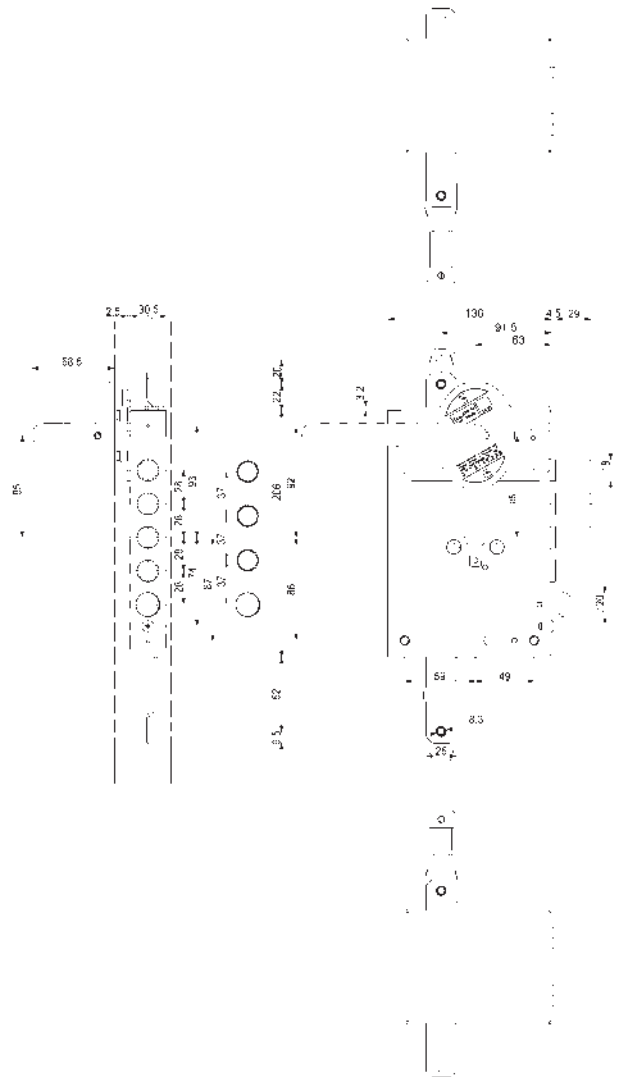
86.G870

MADE
IN
ITALY



86.G271

MADE
IN
ITALY



Characteristics

Variation in centre distance:/28 -/37

- Side with 3/4 locking points
- Cylinder and handle backset 63 mm
- Latchbolt \varnothing 20 mm operated by cylinder and handle
- Round bolt \varnothing 18 mm with 29 mm travel
- Bar travel 20 mm
- All items are supplied left-handed and right-handed (specify the opening hand in the order and if the door is "PUSH" or "PULL")

Possibility to fit a double cylinder (key opens the door from both sides) or half cylinders (opening of the door from the outer side only + inside handle).
Possibility to fit an external handle that operates latch bolt only.

Suitable only for single wing ARMoured doors with maximum width of 1320 mm.

CERTIFIED ACCORDING TO UNI EN 179 WITH MARK

Characteristics

Variation in centre distance:/28 -/37

- Three-points 7/8 locking points
- Cylinder and handle backset 63 mm
- Latchbolt \varnothing 20 mm operated by cylinder and handle
- Round bolt \varnothing 18 mm with 29 mm travel
- Bar travel 20 mm
- Switchlocks art. 96251/28/37 (specificare nell'ordine)
- Bars
- All items are supplied left-handed and right-handed (specify the opening hand in the order and if the door is "PUSH" or "PULL")


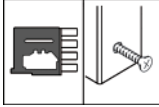

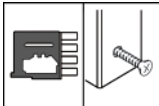
Possibility to fit a double cylinder (key opens the door from both sides) or half cylinders (opening of the door from the outer side only + inside handle).
Possibility to fit an external handle that operates latch bolt only.
Suitable only for single wing ARMoured doors with maximum width of 1320 mm.







CERTIFIED ACCORDING TO UNI EN 179 WITH MARK







SUPPLIED

Security locks with
block lever on deadbolts

RIM LOCK				MORTISE-TYPE
	86.G270D/S		86.G870D/S	
	<p>..B Block lever on bolts</p> <p>Side with HANDLE 3/4 locking points Latchbolt Ø 20 mm operated by cylinder and 8 handle square. Complete with internal handle group (brass finish) and fixing plate. Cylinder fixing with head screw. Cylinders, reinforcements and other accessories are NOT included.</p> 			
	86.G271D/S		86.G871D/S	
	<p>..B Block lever on bolts</p> <p>Three-points with HANDLE 7/8 locking points Latchbolt Ø 20 mm operated by cylinder and 8 handle square. Complete with internal handle group (brass finish) , fixing plate and switchlocks art. 96.251/2 with bars. Cylinder fixing with head screw. Cylinders, reinforcements and other accessories are NOT included.</p> 			

Use SWITCHLOCKS (Order separately: see section 96)						
96.086	96.086/50/53	96.087/56	96.087/112	96.251	96.251/28/37	96.371
						

Note: The use of switches other than those indicated above DOES NOT guarantee the correct functioning of the lock and entails the automatic loss of product certification. The diverters must be SAME with the opening hand OPPOSITE to the lock.


Use Defender® MOTTURA			WE RECOMMEND USING CHAMPIONS® SECURITY CYLINDERS 
TOP SYSTEM	BASIC	DF...	
			

DOOR OPENING SIDE


To facilitate ordering, 4 door opening possibilities are illustrated. In cases 3 and 4, you have to specify "reversed latchbolt" in your order.



86.G270..SX



86.G270..DX

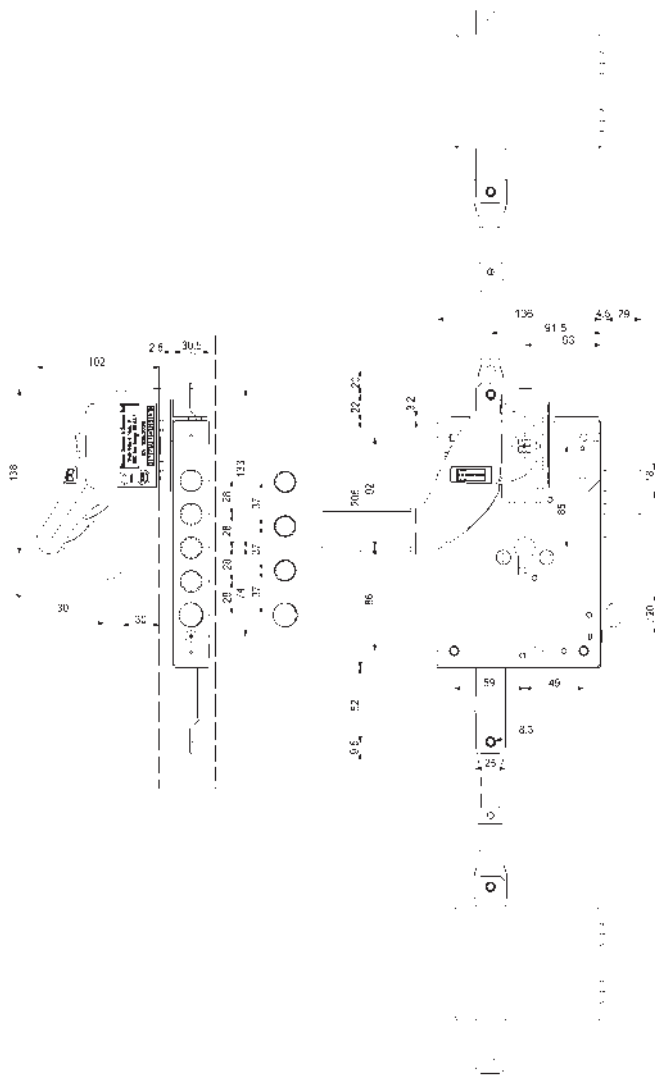


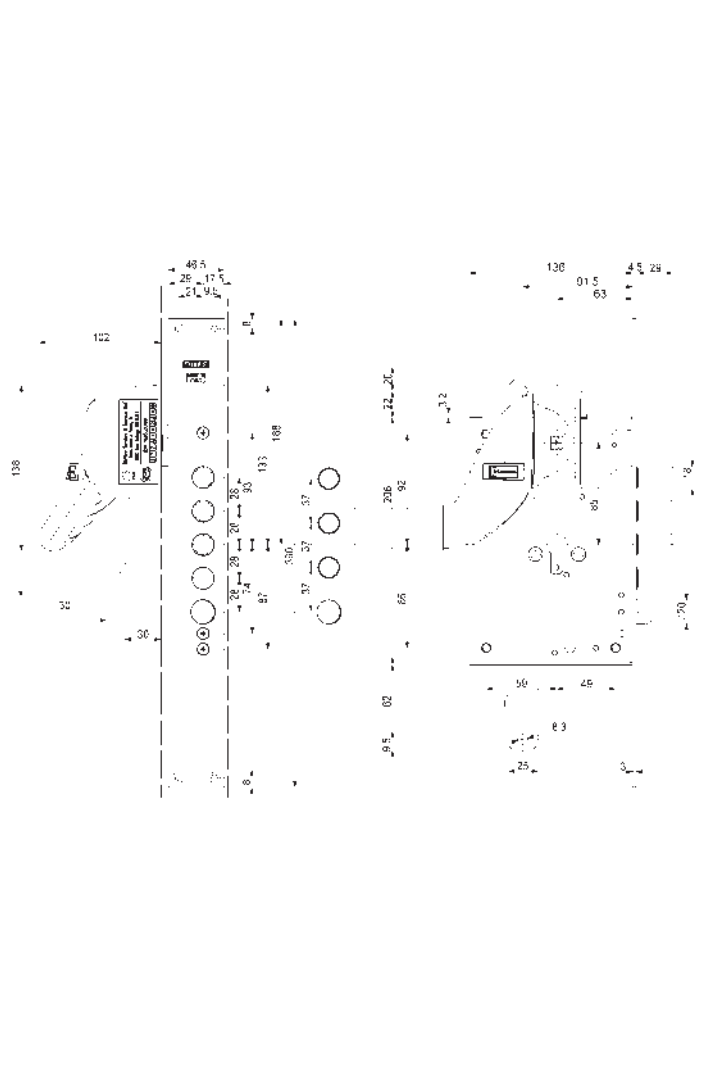
86.G270..SXR



86.G270..DXR

86.G371

 MADE
IN
ITALY

86.G970

 MADE
IN
ITALY

Characteristics
Variation in centre distance:/28 -/37

- Side with 3/4 locking points
- Cylinder and handle backset 63 mm
- Latchbolt Ø 20 mm cylinder and handle operated
- Round bolt Ø 18 mm with 29 mm travel
- Bar travel 20 mm
- All items are supplied left-handed and right-handed (specify in the order).
The door is always PUSH opening.

Possibility of fitting double cylinders (door opening with a key from both sides) or half-cylinder (door opening from the outside only + the inside panic exit bar). Possibility of fitting an external handle to operate the latch bolt only.

Suitable only for single wing ARMoured doors with maximum width of 1320 mm.

CERTIFIED ACCORDING TO UNI EN 1125 WITH MARK

Characteristics
Variation in centre distance:/28 -/37

- Three-point 7/8 locking points
- Cylinder and handle backset 63 mm
- Latchbolt Ø 20 mm cylinder and handle operated
- Round bolt Ø 18 mm with 29 mm travel
- Bar travel 20 mm
- Switchlocks art. 96251/28/37 (specificare nell'ordine)
- Bars
- All items are supplied left-handed and right-handed (specify in the order).
The door is always PUSH opening.



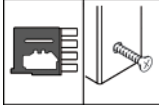


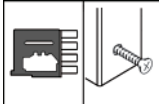
Possibility of fitting double cylinders (door opening with a key from both sides) or half-cylinder (door opening from the outside only + the inside panic exit bar). Possibility of fitting an external handle to operate the latch bolt only.


Suitable only for single wing ARMoured doors with maximum width of 1320 mm.

CERTIFIED ACCORDING TO UNI EN 1125 WITH MARK






SUPPLIED

 Security locks with
block lever on deadbolts

RIM LOCK			MORTISE-TYPE
	86.G370D/S 86.G970D/S		
	..B Block lever on bolts		
<p>Side with PANIC EXIT BAR 3/4 locking points Latchbolt Ø 20 mm operated by cylinder and 8 handle square. Complete with fixing plate, internal handle group (black finish) and red bar with antimicrobial treatment. Cylinder fixing with head screw. Cylinders, reinforcements and other accessories are NOT included.</p>			
			
	86.G371D/S 86.G971D/S		
	..B Block lever on bolts		
<p>Three-points with PANIC EXIT BAR 7/8 locking points Latchbolt Ø 20 mm operated by cylinder and 8 handle square. Complete with fixing plate, internal handle group (black finish), red bar with antimicrobial treatment and switchlocks art. 96.251/2. Cylinder fixing with head screw. Cylinders, reinforcements and other accessories are NOT included.</p>			
			


Use SWITCHLOCKS (Order separately: see section 96)						
96.086	96.086/50/53	96.087/56	96.087/112	96.251	96.251/28/37	96.371
						

Note: The use of switches other than those indicated above DOES NOT guarantee the correct functioning of the lock and entails the automatic loss of product certification. The diverters must be SAME with the opening hand OPPOSITE to the lock.

Use Defender® MOTTURA			WE RECOMMEND USING CHAMPIONS® SECURITY CYLINDERS
TOP SYSTEM	BASIC	DF...	
			

DOOR OPENING SIDE

To facilitate ordering, door opening possibilities are illustrated.



ANTIPANIC AND AUTOMATIC LOCKS

<h2>86.GMAM0000</h2>		
<p>Finish brass finish</p> <p>Internal handle group and fixing plate.</p>		
<p>94.07728/37</p>	<p>94.254</p>	
<p>94.260 for 96086/96251</p>	<p>94.071 for 96286/50/53</p>	
<p>94.072 for 96087</p>		
<p>9865065R - L=1100 mm</p>		

FOR ACCESSORIES AND SPARE PARTS SERIES 86 REFER TO



BARS

93

94

FACE PLATES
STRIKER PLATES



95

ESCUTCHEONS



SWITCHLOCKS

96


99

VARIOUS
ACCESSORIES

QUICK UNLOCKING AND REARMING LOCKS



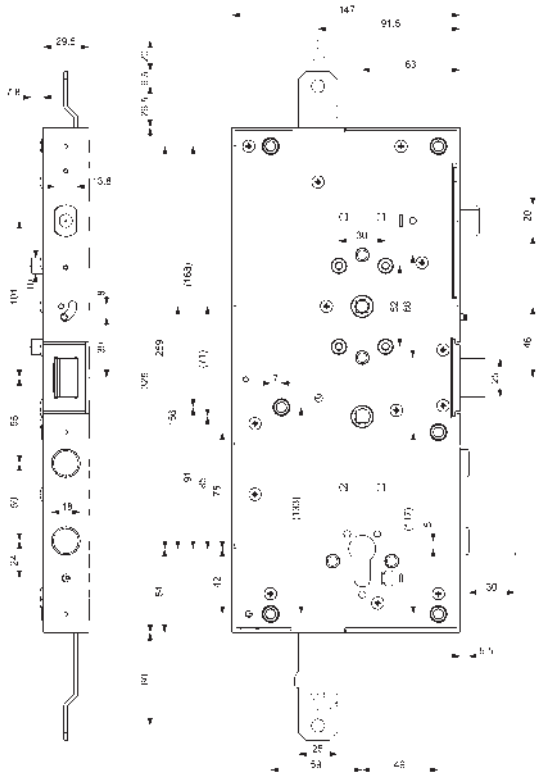
87



safeguarding your security

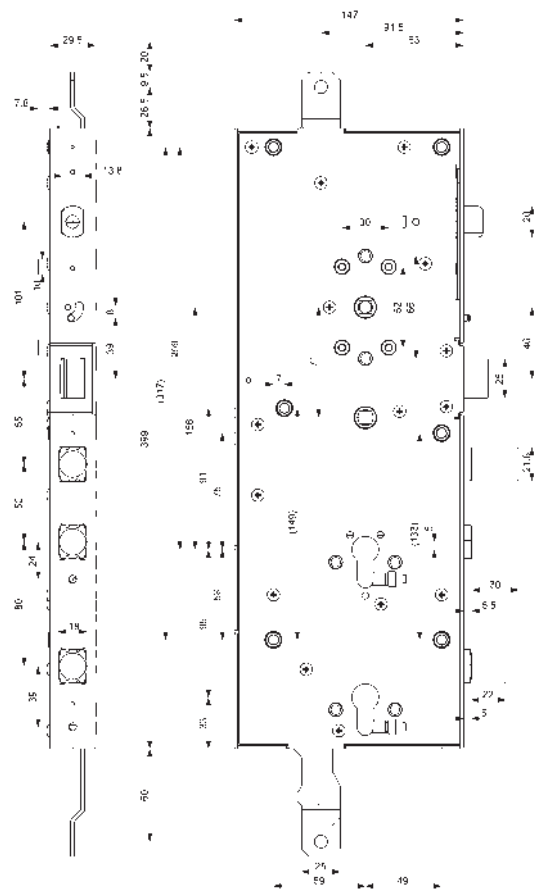
87.430T

MADE
ITALY



87.440A

MADE
ITALY



Characteristics

Locks for single and double cylinder.

- Three-points + Side (lower lock art. 87.440)
- Cylinder and handle backset 63 mm
- Latchbolt 25x15 activated by cylinder and handle
- Lever Ø20x14 with adjustable projection
- Round bolts Ø 18 mm (T version) or MM profile (A version)
- Bolts travel 29 mm - Centre distance 50 mm
- Bar travel 20 mm

Lower lock art. 87440. with:

- Round bolt Ø 18 mm (T version) or MM profile (A version)
- Bolt travel 22 mm
- All articles are supplied either left or right version (specify in the order)
- Cylinder fastening with "Mottura fitting" and with front screw.

N.B. The movement of the bars is UNIDIRECTIONAL (both upwards for locking). Be careful when ordering switchlocks to match the lock.

Possibility to fit a micro-switch (99641 D/S) to signal door locking.

The presence of a pressure on the lock guarantees the rapid closure of all the bolts simply closing the door.

Possibility to exclude the Automatic locking function through patented actuator pin.

Possibility to fit a double cylinder (key opens the door from both sides) or half cylinders (opening of the door from the outer side only + inside handle).

Possibility to fit an external handle that operates latch bolt only.



SUPPLIED

Security locks with
block lever on deadbolts



ON REQUEST

ROUND BOLT Ø18 mm



ON REQUEST

Cylinder extraction protection (T)
 Q (B SUPPLIED + T



ON REQUEST

PATENTED "MM"
PROFILE BOLT

ROUND BOLT Ø18	T	A	MM PROFILE BOLT
	87.430T...B 87.430A...B		
	..B Block lever on bolts		
	..Q Reinforcement on the bolts + Burglar-proof (B+T)		
<p>Three-points for cylinder with AUTOMATIC LOCKING 25x15 latchbolt activated by cylinder and \square8 handle square. Reversible lever Ø20x14 with adjustable projection. Handle support. Cylinder fastening with "Mottura fitting" and with front screw. Cylinders, reinforcements, handle and other accessories are NOT included.</p>			

ROUND BOLT Ø18	T	A	MM PROFILE BOLT
	87.440T...B 87.440A...B		
	..B Block lever on bolts		
	..Q Reinforcement on the bolts + Burglar-proof (B+T)		
<p>Three-points for double cylinder with AUTOMATIC LOCKING and upper lock blocking 25x15 latchbolt activated by cylinder and \square8 handle square. Reversible lever Ø20x14 with adjustable projection. Lower lock with lateral deadbolt and upper lock blocking. Handle support. Cylinder fastening with "Mottura fitting" and with front screw. Cylinders, reinforcements, handle and other accessories are NOT included. Independent locks.</p>			

Note : locks are supplied with B version as standard.
 Bolts resistance to forcing exceeds 600 Nw required by applicable standards.
 Locks can be supplied Q version (B +T) on request.

Note : the burglar-proof device Q (B +T) **MUST** always be mounted on the outside side of the door; otherwise, it will **NOT** work.
 It is always necessary to specify the opening hand.

SWITCHLOCKS (Order separately: see section 96)				
96.270/36/50	96.272	96.274/50/53	96.273	96.273/28/37

Note: the use of different switchlocks from those reported, does not guarantee the proper working of the lock.

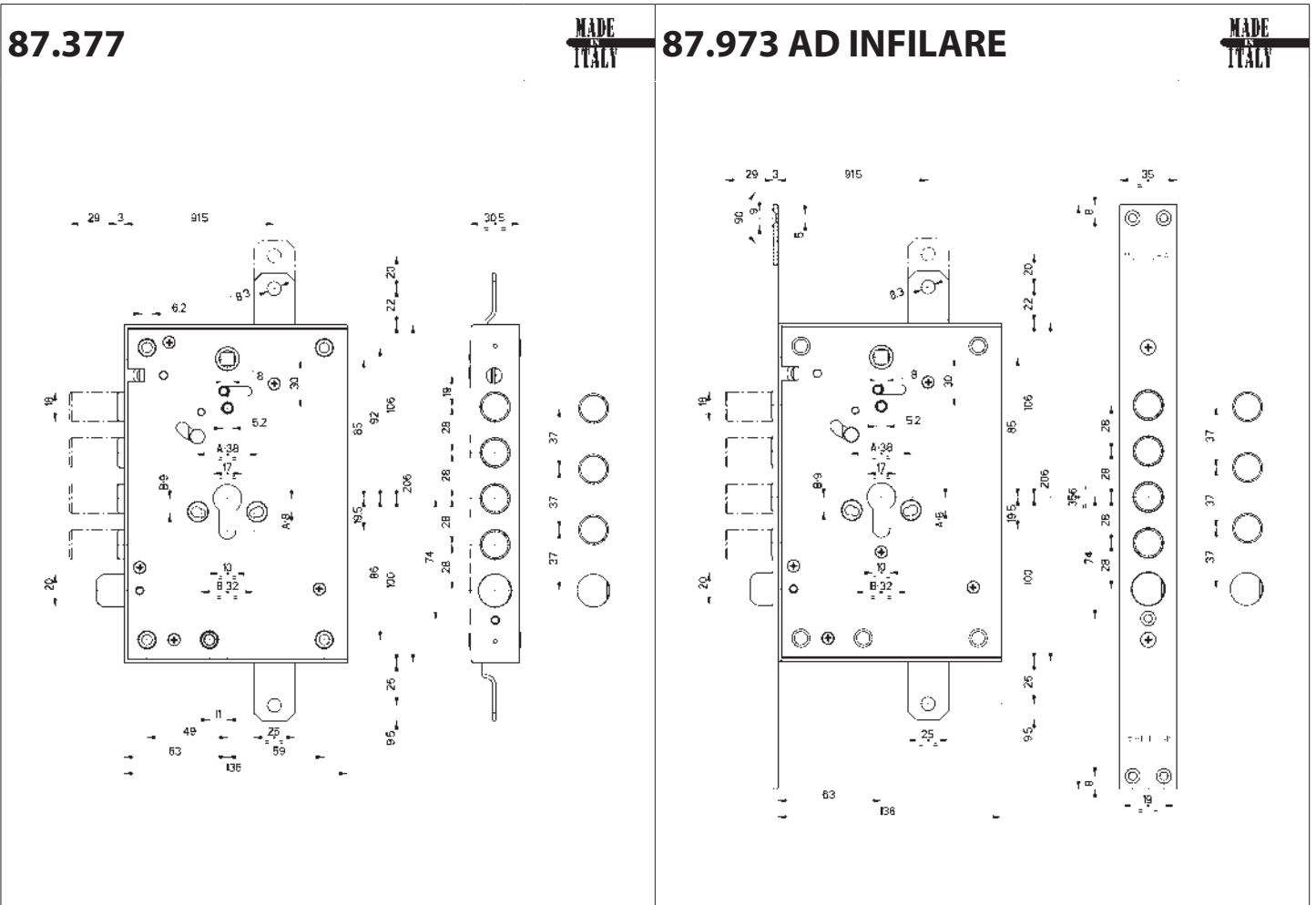
94.077510D/SA	94.077440D/SA	94.324A	94.375A

Use MOTTURA Defender®		
TOP SYSTEM	BASIC	DF...

WE RECOMMEND USING CHAMPIONS® SECURITY CYLINDERS

CHAMPIONS
NEW GENERATION HIGH SECURITY CYLINDERS



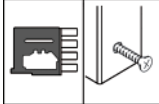


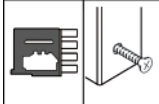


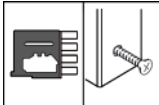


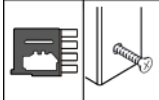
ANTIPANIC AND AUTOMATIC LOCKS


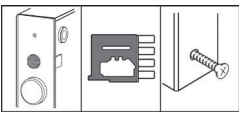



<p>Characteristics Variation in centre distance:/28 -/37</p> <ul style="list-style-type: none"> • Three-points • Cylinder and handle backset 63 mm • Round bolts Ø 18 mm with 29 mm travel • Bar travel 20 mm • All articles are supplied either left or right version (specify in the order) <p>Depending on the version, the quick unlock (release) inside only, and the quick locking (rearm) on both sides of the door are possible.</p>	<p>87.373 / 87.973 Quick unlocking of all lock points from internal side only. Locking from the internal side and locking and unlocking from the external side are only possible with the europrofile cylinder mechanism.</p> <p>87.374 / 87.974 - Quick unlocking of all lock points from internal side only. Quick locking of all lock points by handle from both internal sides. Unlocking from internal and external sides only possible with the europrofile cylinder mechanism.</p> <p>87.375 / 87.975 - Quick locking (rearm) of all lock points with handle from both internal and external sides. Unlocking from internal and external sides only possible with the europrofile cylinder mechanism.</p> <p>87.376 / 87.976 - Quick unlocking and quick locking (rearm) of all lock points with handle from internal side handle only. Quick locking (rearm) from external side. Unlocking from external side only possible with the europrofile cylinder mechanism.</p> <p>87.377 / 87.977 - Quick unlocking and quick locking (rearm) of all lock points with handle from internal side handle only. Quick locking (rearm) from external side. Unlocking from external side only possible with the europrofile cylinder mechanism.</p> <p>Quick unlock function on internal side may be enabled or disabled with the selector pin.</p>
--	--

	<h2>SUPPLIED</h2> <p>Security locks with block lever on deadbolts</p>		<h2>ON REQUEST</h2> <p>Cylinder extraction protection (T)</p> <p>Q (B SUPPLIED + T)</p>
--	---	--	--

	<h2>ON REQUEST</h2> <p>Security locks with block lever on deadbolts and certification</p>
--	---







RIM LOCK			MORTISE-TYPE
	<h2>87.373...B 87.973...B</h2>		
	..B Block lever on bolts		
	..Q Reinforcement on the bolts + Burglar-proof (B+T)		
	<p>Three-points with latchbolt for cylinder quick UNLOCK (INSIDE ONLY) Ø20 mm latchbolt operated by cylinder and \sphericalangle8 handle square. Reversible latchbolt. Cylinder fastening with front screw. Cylinders, reinforcements, handle and other accessories are NOT included.</p> 		
	<h2>87.374...B 87.974...B</h2>		
	..B Block lever on bolts		
	..Q Reinforcement on the bolts + Burglar-proof (B+T)		
	<p>Three-points with latchbolt for cylinder quick UNLOCK AND REARM (INSIDE ONLY) Ø20 mm latchbolt operated by cylinder and \sphericalangle8 handle square. Reversible latchbolt. Cylinder fastening with front screw. Cylinders, reinforcements, handle and other accessories are NOT included.</p> 		
	<h2>87.375...B 87.975...B</h2>		
	..B Block lever on bolts		
	..Q Reinforcement on the bolts + Burglar-proof (B+T)		
	<p>Three-points with latchbolt for cylinder quick REARM (INSIDE and OUTSIDE) Ø20 mm latchbolt operated by cylinder and \sphericalangle8 handle square. Reversible latchbolt. Cylinder fastening with front screw. Cylinders, reinforcements, handle and other accessories are NOT included.</p> 		
	<h2>87.376...B 87.976...B</h2>		
	..B Block lever on bolts		
	..Q Reinforcement on the bolts + Burglar-proof (B+T)		
	<p>Three-point with latchbolt for cylinder Quick UNLOCK AND REARM (INSIDE) quick REARM (OUTSIDE) WITHOUT actuator pin. Ø20 mm latchbolt operated by cylinder and \sphericalangle8 handle square. Reversible latchbolt. Cylinder fastening with front screw. Cylinders, reinforcements, handle and other accessories are NOT included.</p> 		

RIM LOCK				MORTISE-TYPE
	87.377...B		87.977...B	
	..B Block lever on bolts			
	..Q Reinforcement on the bolts + Burglar-proof (B+T)			
	<p>Three-points with latchbolt for cylinder Quick UNLOCK AND REARM (INSIDE) quick REARM (OUTSIDE) WITH actuator pin. Ø20 mm latchbolt operated by cylinder and 8 handle square. Reversible latchbolt. Cylinder fastening with front screw. Cylinders, reinforcements, handle and other accessories are NOT included.</p> <div style="text-align: center;">  </div>			
				

Note : Locks are supplied as the **B** version as standard. Bolts resistance to forcing exceeds 600 Nw required by applicable standards. The locks can be supplied **Q (B+T)** version, on request.

Note : the burglar-proof device **Q (B+T)** **MUST** always be mounted on the outside side of the door; otherwise, it will **NOT** work. It is always necessary to specify the opening hand.

Note : On request **B** or **Q (B+T)** locks version can be supplied with certification according to standard UNI EN 12209. In the order, please add **U** to the article code of the lock. Certification is valid only if the lock is protected by a manganese plate of the same dimensions of the lock or larger.

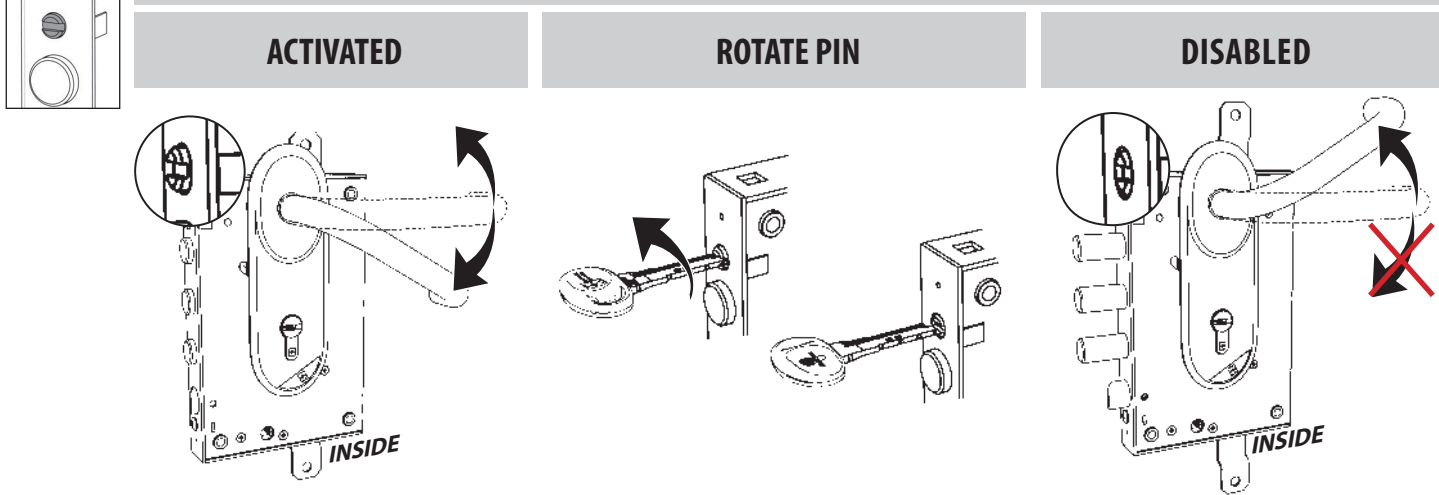
Use MOTTURA Defender®		
TOP SYSTEM	BASIC	DF...
		
94.07728/37	94.254/28/37	
		
		

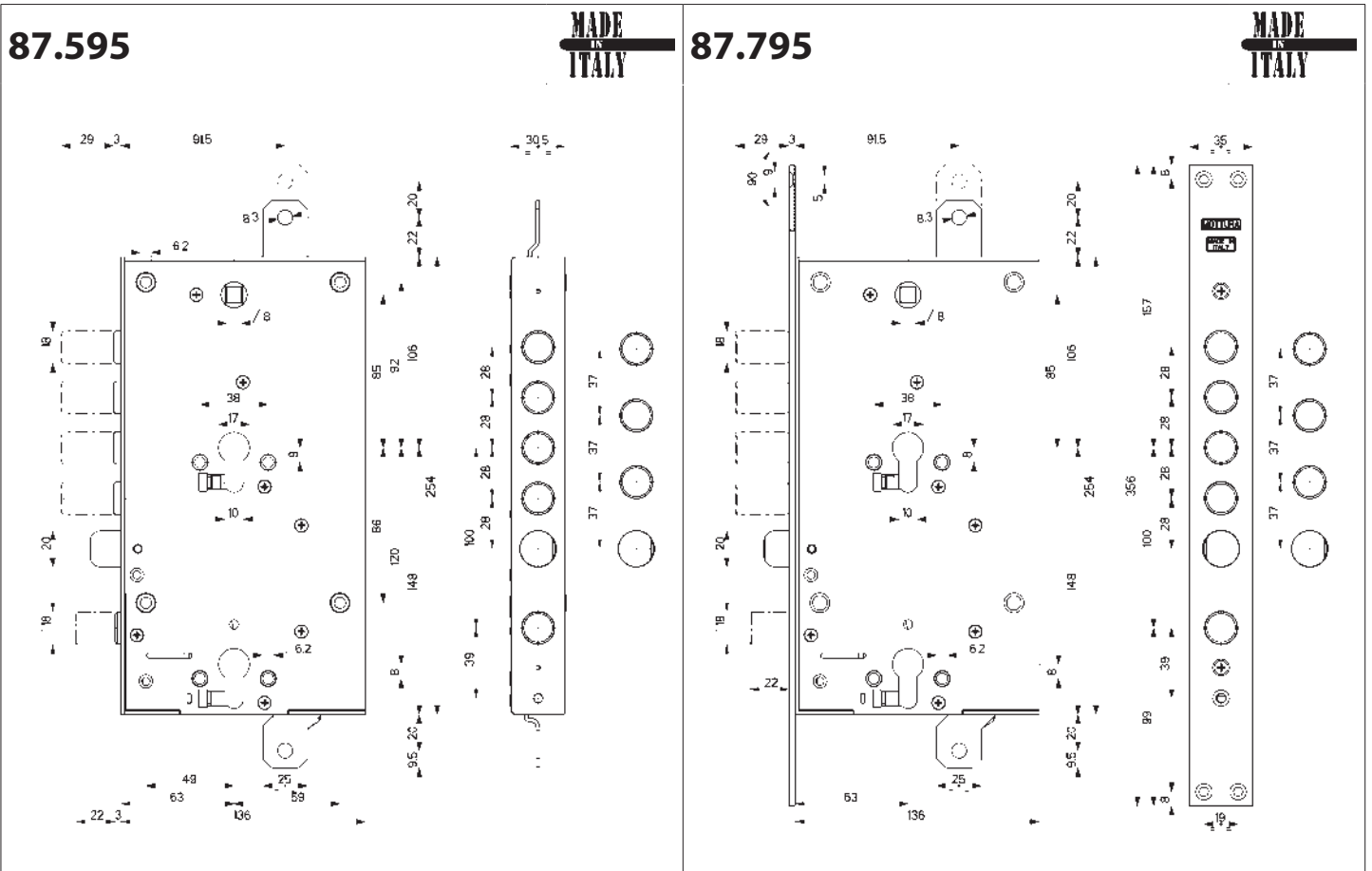
WE RECOMMEND USING CHAMPIONS® SECURITY CYLINDERS



CHAMPIONS
NEW GENERATION HIGH SECURITY CYLINDERS

ACTUATOR PIN Activates / deactivates the quick opening function from the inside





RIM LOCK **MORTISE-TYPE**

87.595...B 87.795...B



..B Block lever on bolts
..Q Reinforcement on the bolts + Burglar-proof (B+T)

Three-points for double cylinder
Quick unlock (RELEASE) of all upper turn lock with handle, from internal side only. Variation in centre distance:/28 -/37
 Ø20 mm latchbolt operated by cylinder and 8 handle square.
Reversible latchbolt.
 Cylinder and handle backset 63 mm Ø 18 mm bolts with 29 mm travel
 Bar travel 20 mm. Lower lock with side locking and upper lock blocking
 Ø 18 bolt with 22 mm travel. The article is supplied left or right-hand (specify in the order). Cylinders, reinforcements, handle and other accessories are **NOT** included.
Dependent locks with upper lock blocking.
Activate A first, then proceed with B.




FOR ACCESSORIES AND SPARE PARTS SERIES 87 REFER TO

	BARS 93		94 FACE PLATES STRIKER PLATES
	SWITCHLOCKS 96		95 ESCUTCHEONS
	VARIOUS ACCESSORIES 99		

LOCKS AND DOORS FOR SAFES PUMP-CYLINDER SPARE LEVER SETS

MADE
IN
ITALY

91




SPARE PARTS



safeguarding your security

With key A TYPE
Round bolts

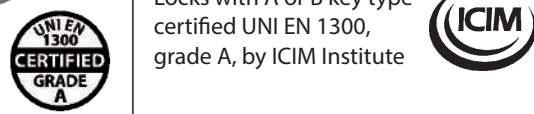


UNTIL STOCKS LAST

Types

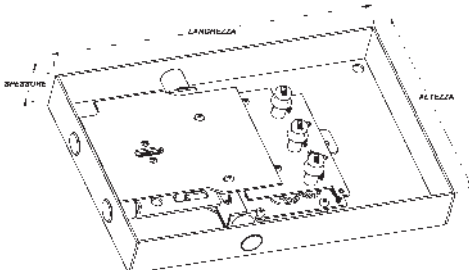
- With A or B key type
- With electronic combination
- With mechanical combination
- For electronic HOKEY safes

Locks with A or B key type certified UNI EN 1300, grade A, by ICIM Institute




Locks dimensions

	Height [mm]	Width [mm]	Thickness [mm]
A	140	240	40
B	200	300	40
C	270	350	40
D	100	150	30
E	130	185	30
F	140	240	30
G	332	174	40
H	382	225	40
M	570	326	40
N	382	240	40
P	224	100	30
Q	140	240	40
R	184	284	40
S	470	284	40
T	140	383	46

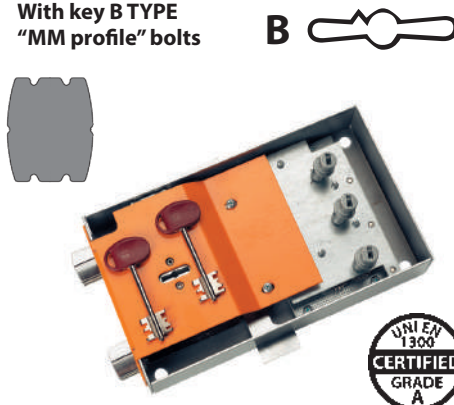


With key B TYPE
Round bolts

compact



With key B TYPE
"MM profile" bolts



① Locks for safes with A or B key type with round bolts

Spare part Type A	Spare part Type B	Suitable to safe	Dimensions
91.SR001	91.SR089SC	10.1115 10.1120 10.1125 10.1131	A
91.SR003	91.SR090SC	10.1215 10.1220 10.1225 10.1230 10.1231	B
91.SR005	91.SR091SC	10.1320 10.1325 10.1330 10.1331 10.1340	C
	91.SR092SC	10.1420 10.1425	G
	91.SR093SC	10.1440 10.1445	H
91.SR014	91.SR094SC	10.1525 10.1530	M
91.SR002	91.SR089CC	10.2115 10.2120 10.2125 10.2130 10.2131	A
91.SR004	91.SR090CC	10.2215 10.2220 10.2225 10.2230 10.2231	B
91.SR006	91.SR091CC	10.2320 10.2325 10.2330 10.2331 10.2340	C
	91.SR092CC	10.2420 10.2425	G

① Locks for safes with A or B key type with round bolts

Spare part Type A	Spare part Type B	Suitable to safe	Dimensions
	91.SR093CC	10.2440 10.2445	H
91.SR015	91.SR094CC	10.2525 10.2530	M
	91.SR095	10/11.6311 10/11.6312 10/11.6321 10/11.6322 10/11.6323	D
	91.SR096	10/11.6331 10/11.6332 10/11.6333	E
	91.SR097	10/11.6342 10/11.6343	F
	91.SR098	10/11.6372	P
91.SR002	91.SR089CC	10.C130N 10.C132N	A
91.SR004	91.SR090CC	10.C233N	B
91.SR006	91.SR091CC	10.C338N	C
91.SR015	91.SR094CC	10.C545N	M
91.SR002	91.SR089CC	10.KC130	A
91.SR004	91.SR090CC	10.KC233	B
	91.SR093CC	10.KC444	H
91.SR015BE	91.SR094CC	10.KC545	M
91.SR001	91.SR089SC	10.S132N	A
	91.SR095G	10.HS5000	D
	91.SR113D	10.HS5500	R
	91.SR090SC	10.HS5600	B
	91.SR093SC	10.HS5800	H
	91.SR090CC	10.HC5600	B
	91.SR093CC	10.HC5800	H

① Locks for safes with B key type with "MM profile" bolts


Spare part Type B	Suitable to safe		Dimensions
91.SR189SC	11.1115 11.1120	11.1125 11.1131	A
91.SR190SC	11.1215 11.1220	11.1225 11.1230 11.1231	B
91.SR191SC	11.1320 11.1325	11.1330 11.1331 11.1340	C
91.SR192SC	11.1420 11.1425		G
91.SR193SC	11.1440 11.1445		H
91.SR194SC	11.1525 11.1530		M
91.SR189CC	11.2115 11.2120	11.2125 11.2130 11.2131	A
91.SR190CC	11.2215 11.2220	11.2225 11.2230 11.2231	B
91.SR191CC	11.2320 11.2325	11.2330 11.2331 11.2340	C
91.SR192CC	11.2420 11.2425		G
91.SR193CC	11.2440 11.2445		H
91.SR194CC	11.2525 11.2530		M
91.SR189CC	11.C130N 11.C132N		A
91.SR190CC	11.C233N		B
91.SR191CC	11.C338N		C
91.SR194CC	11.C545N		M
91.SR189CC	11.KC130		B
91.SR190CC	11.KC233		B
91.SR193CC	11.KC444		H
91.SR194CC	11.KC545		M
91.SR189SC	11.S132N		A

② Locks for electronic safes with round bolts OVAL KEYPAD

Article	Suitable to safe			Dimensions
91.SR055NGM	10.3115	10.3120	10.3125	A
91.SR059N	10.3220		10.3225	B
91.SR057N	10.3320	10.3325	10.3330	C
91.SR058N	10.3445			N
91.SR056N	10.6642	10.6643		Q
91.SR055NGM	10.KE130			A
91.SR059N	10.KE233			B
91.SR058N	10.KE444			N
91.SR188VE	11.6642	11.6643		Q

② Locks for electronic safes with "MM profile" bolts


Article	Suitable to safe		Dimensions
91.SR183GM	11.3115 11.3120	11.3125	A
91.SR184GM	11.3220	11.3225	B
91.SR185GM	11.3320 11.3325	11.3330	C
91.SR186GM	11.3445		N
91.SR183GM	11.KE130		A
91.SR184GM	11.KE233		B
91.SR186GM	11.KE444		N
91.SR187GM	11.KE545		M

② Locks for electronic Rotary safes with "MM profile" bolts


Article	Suitable to safe		Dimensions
91.SR183GMR	11.3515 11.3520	11.3525 11.KE530	A
91.SR184GMR	11.3620 11.3625	11.KE633	B
91.SR185GMR	11.3720 11.3725	11.3730	C
91.SR186GMR	11.3845	11.KE844	N
91.SR187GMR	11.KE945		M

③ Locks for safes with mechanical combination with 3 knobs (Until stocks last)

Article	Suitable to safe		Dimensions
91.SR018GM	10.5115 10.5120	10.5125	A
91.SR019GM	10.5215 10.5220	10.5225 10.5230	B
91.SR020GM	10.5320 10.5325	10.5330	C

③ Locks for safes with mechanical combination with 4 knobs with "MM profile" bolts


Article	Suitable to safe		Dimensions
91.SR195GM	11.5115 11.5120	11.5125	A
91.SR196GM	11.5215 11.5220	11.5225 11.5230	B
91.SR197GM	11.5320 11.5325	11.5330	C
91.SR198GM	11.5525	11.5530	M

④ Locks for electronic HOKEY safes (production UNTIL 2020) RECTANGULAR KEYPAD - UNTIL STOCKS LAST

Article	Suitable to safe		Dimensions
91.SR100D/S	10.HE8000	10.HE8020	R
91.SR101D/S	10.HE8100		S
91.SR110D/S	10.HE8010	10.HE8030	S
91.SR111D/S	10.HE8110		S

④ Locks for electronic HOKEY safes (2021 version) OVAL KEYPAD

Article	Suitable to safe		Dimensions
91.SR415D/SSC	10.HE8000	10.HE8010	R
91.SR415DSC	10.HE8020	10.HE8030	R
91.SR416DSC	10.HE8100	10.HE8110	S
91.SR227	10.HE7900		T

B



Types

- ❶ Doors with **B** keyhole type for safes with key
- ❷ Doors with electronic combination for **Personal 10 SERIES** safes
- ❸ Doors with electronic combination for **Personal 11 SERIES** safes
- ❹ Doors with mechanical combination only

Door dimensions

	Height [mm]	Width [mm]	Thickness [mm]
A	168	298	10
B	228	358	10
C	358	228	10
D	298	408	10
E	408	298	10
F	598	408	12
G	358	233	10

❶ Doors with **B** keyholes type

Article	Suitable to safe	Dimensions
91.504	10/11.1115 10/11.1120 10/11.1125	A
91.504P	10/11.1131	A
91.505	10/11.1215 10/11.1220 10/11.1225 10/11.1230	B
91.505P	10/11.1231	B
91.506	10/11.1320 10/11.1325 10/11.1330 10/11.1340	D
91.506P	10/11.1331	D
91.508	10.1420 10.1425	C
91.557	11.1420 11.1425	G
91.509	10/11.1440 10/11.1445	E
91.510	10/11.1525 10/11.1530	F
91.504CC	10/11.2115 10/11.2120 10/11.2125 10/11.2130	A
91.504PCC	10/11.2131	A
91.505CC	10/11.2215 10/11.2220 10/11.2225 10/11.2230	B
91.505PCC	10/11.2231	B
91.506CC	10/11.2320 10/11.2325 10/11.2330 10/11.2340	D
91.506PCC	10/11.2331	D
91.508CC	10.2420 10.2425	C
91.557CC	11.2420 11.2425	G
91.509CC	10/11.2440 10/11.2445	E
91.510CC	10/11.2525 10/11.2530	F
91.522CCN	10/11.C130N 10/11.C132N	A
91.523CCN	10/11.C233N	B
91.524CCN	10/11.C338N	D
91.525CCN	10/11.C545	F
91.529	10/11.KC130	A
91.530	10/11.KC233	B
91.531	10/11.KC444	E
91.532	10/11.KC545	F
91.522N	10/11.S132N	A

❷ Doors with electronic combination **10 SERIES**

Article	Suitable to safe	Dimensions
91.543	10.3115 10.3120	A
91.544	10.3220	B
91.513	10.3320 10.3325	D
91.514	10.3445	E
91.533	10.KE130	A
91.534	10.KE233	B
91.535	10.KE444	E
91.536	10.KE545	F

❸ Doors with electronic combination **11 SERIES**











Article	Suitable to safe	Dimensions
91.545	11.3115 11.3120 11.3125	A
91.546	11.3220 11.3225	B
91.547	11.3320 11.3325 11.3330	D
91.548	11.3445	E
91.549	11.KE130	A
91.550	11.KE233	B
91.551	11.KE444	E
91.552	11.KE545	F

❹ Doors with mechanical combination with 3 knobs

Article	Suitable to safe	Dimensions
91.518	10.5115 10.5120	A
91.519	10.5215 10.5220	B
91.520	10.5320 10.5325	D
91.521	10.5525	F

❹ Doors with mechanical combination with 4 knobs


Article	Suitable to safe	Dimensions
91.553	11.5115 11.5120	A
91.554	11.5215 11.5220	B
91.555	11.5320 11.5325	D
91.556	11.5525	F

<h2>91.CL002</h2>		<h2>91.CL003</h2>	
<p>Mechanical combination with 3 knobs Ø 23 mm</p>		<p>Mechanical combination for 65.564 locks</p>	
<h2>91.CL005</h2>		<h2>98.EL1001T</h2>	
<p>Mechanical combination with 3 large knobs Ø 25 mm</p>		<p>Keypad for Special 11 series safes</p>	
<h2>91.CL009</h2>		<h2>98.EL1001TP</h2>	
<p>Mechanical combination with 4 large knobs Ø 25 mm</p>		<p>Keypad for Personal 11 series safes</p>	
<h2>91.067 CF6</h2>		<h2>98.EL1002T</h2>	
<p>Spare core with 6 levers for Special safes</p>		<p>Keypad for Rotary safes</p>	
<h2>91.067 CF7</h2>		<h2>98.EL1003TP</h2>	
<p>Spare core with 7 levers for Personal - No Problem Concret - Cash - Under safes</p>		<p>Keypad for HoKey® - HE7900 safes</p>	

98.EL1001S

Mainframe
for 11 series safes
(SPECIFY the version in the order:
ROTARY or ELECTRONIC keypad)


98.EL1001SH Double Code version



98.99069G


Keypad for
HoKey® safes

Until stocks last




98.99071

Battery holder 3x1.5 V for
10 series electronic safes




98.99074

Power cable - Ø5,5 mm male jack
for 10 series electronic safes



98.99661

Battery holder 6x1.5 V for
11 series electronic safes




98.KIT10ELE

KIT Mainframe
for Personal 10 series safes
complete with :


- Mainframe with RESET button
- Keypad for Special 11 series safes
- Rectangular thickness

98.KIT10ELH Double Code version




98.99672

LED for series 11 safes
(short cable) mm. 115




98.99673

LED for series 11 safes
(long cable) mm. 280



98.99674

ROTARY board/keypad
connector cable



98.99...

Code	Safe	
98.99022	10/11.1131	
98.99020	10/11.1231	
98.99023	10/11.1331	


Replacement piston
opening the UNDER series safe door



98.AF404LD/S

Mainframe
+ motor + wiring
Hokey safe with
emergency mechanical opening
The item is supplied left or right-hand
(specify in the order)


Until stocks last



98.AF440LD/S

Mainframe
+ motor + wiring
Hokey safe opening
with external battery
The item is supplied left or right-hand
(specify in the order)


Until stocks last



98.AF405

Display
for HoKey safes

Until stocks last



98.AF406

Hokey safe grey door cover
including keypad

The item is supplied left or right-hand
(specify in the order)


Until stocks last




98.AF568

Motor
for 11 series safes




91.090..		Article	Measurement [mm]								
				Pump Ø30	Pump Ø34						
91.090	50-60										
91.090	70-80										
91.090	90-100										




External pump for art. 35.361 - Specify the pump size and diameter in the order.
Supplied with: 3 keys and escutcheon

91.094..		Article	Measurement [mm]								
				Pump Ø30	Pump Ø34						
91.094	50-60										
91.094	70-80										
91.094	90-100										


External pump for art. 35.371/381 - Specify the pump size and diameter in the order.
Supplied with: 3 keys and escutcheon

91.095..		Article	Measurement [mm]								
				Pump Ø30	Pump Ø34						
91.095	50-60										
91.095	70-80										
91.095	90-100										

Double pump for art. 35.372/382 - Specify the pump size and diameter in the order.
Supplied with: 3 keys and escutcheon
Internal pump finish: Black

91.110/115		Article	Measurement [mm]			 C 10		 C28PLUS			
				Pump Ø30	Pump Ø34	Pump Ø30	Pump Ø34	Pump Ø30	Pump Ø34		
91.110	50										
91.111	60										
91.112	70										
91.113	80										
91.114	90										
91.115	100										

External pump for art. 30.600/30.651 - Specify the pump diameter and key type in the order.
Supplied with: 3 keys and escutcheon - For CHAMPIONS C10/C28PLUS spindle and internal adaptor supplied.

91.110/1153D		Article	Measurement [mm]				
				Pump Ø30 - 3 KEYS	Pump Ø30 - 5 KEYS	Pump Ø34 - 3 KEYS	Pump Ø34 - 5 KEYS
91.1103D	50						
91.1113D	60						
91.1123D	70						
91.1133D	80						
91.1143D	90						
91.1153D	100						

3DKEY External pump for art. 30.600/30.651 - Specify the pump diameter and number of keys in the order.
Supplied with : n°3/5 keys stem 20 mm - protected duplication card - escutcheon - spindle and internal adaptor.

91.116/121		Article	Measurement [mm]						
				Pump Ø30	Pump Ø34	Pump Ø30	Pump Ø34	Pump Ø30	Pump Ø34
 	91.116	50							
	91.117	60							
	91.118	70							
	91.119	80							
	91.120	90							
	91.121	100							
	Double pump for art. 30.602/30.652 - Specify the pump diameter and key type in the order. Supplied with: 3 keys and escutcheon - Internal pump finish: Bronze or Chrome - Black ONLY for C10/C28PLUS. For CHAMPIONS C10/C28PLUS double spindle supplied.								

91.116/1213D		Article	Measurement [mm]				
				Pump Ø30 - 3 KEYS	Pump Ø30 - 5 KEYS	Pump Ø34 - 3 KEYS	Pump Ø34 - 5 KEYS
 	91.1163D	50					
	91.1173D	60					
	91.1183D	70					
	91.1193D	80					
	91.1203D	90					
	91.1213D	100					
	3DKEY DOUBLE pump for art. 30.602/30.652 - Specify the pump diameter and the number of keys in the order. Supplied with : n°3/5 keys stem 20 mm - protected duplication card - escutcheon - double spindle supplied. Internal pump finish: Black						

91.155/160		Article	Measurement [mm]						
				Pump Ø30	Pump Ø34	Pump Ø30	Pump Ø34	Pump Ø30	Pump Ø34
 	91.155	50							
	91.156	60							
	91.157	70							
	91.158	80							
	91.159	90							
	91.160	100							
	External pump for art. 30.401/411 - Specify the pump diameter and key type in the order. Supplied with: 3 keys and escutcheon. For CHAMPIONS C10/C28PLUS spindle supplied								

91.155/1603D		Article	Measurement [mm]				
				Pump Ø30 - 3 KEYS	Pump Ø30 - 5 KEYS	Pump Ø34 - 3 KEYS	Pump Ø34 - 5 KEYS
 	91.1553D	50					
	91.1563D	60					
	91.1573D	70					
	91.1583D	80					
	91.1593D	90					
	91.1603D	100					
	3DKEY External pump for art. 30.401/30.411 - Specify the pump diameter and number of keys in the order. Supplied with : n°3/5 keys stem 20 mm - protected duplication card - escutcheon - spindle and internal adaptor.						

91.161/166		Article	Measurement [mm]						
				Pump Ø30	Pump Ø34				
	91.161	50							
	91.162	60							
	91.163	70							
	91.164	80							
	91.165	90							
	91.166	100							
	External pump for art. 34.320/321 - Specify the pump diameter in the order. Supplied with: 3 keys and escutcheon.								

Note: these parts are NOT available in "PERSONALIZED PROFILES"

91.167/172		Article	Measurement [mm]			C 10		C28PLUS	
				Pump Ø30	Pump Ø34	Pump Ø30	Pump Ø34	Pump Ø30	Pump Ø34
		91.167	50						
		91.168	60						
		91.169	70						
		91.170	80						
		91.171	90						
		91.172	100						

External pump for art. 34.350/351/352/353 - Specify the pump diameter and key type in the order.
 Supplied with: 3 keys and escutcheon. For CHAMPIONS C10/C28PLUS spindle and internal adaptor supplied

91.173/178		Article	Measurement [mm]	Prezzo €					
		Pump Ø30	Pump Ø34						
		91.173	50						
		91.174	60						
		91.175	70						
		91.176	80						
		91.177	90						
		91.178	100						

Double pump for art. 32.890/900/905/910/1000 - Internal pump finish: Bronze
 Specify the pump diameter in the order. - Supplied with: 3 keys and escutcheon.

91.192/197		Article	Measurement [mm]			C 10		C28PLUS	
				Pump Ø30	Pump Ø34	Pump Ø30	Pump Ø34	Pump Ø30	Pump Ø34
		91.192	50						
		91.193	60						
		91.194	70						
		91.195	80						
		91.196	90						
		91.197	100						

External pump for art. 32.915/920/925/930/995 - Specify the pump diameter and key type in the order.
 Supplied with: 3 keys and escutcheon. For CHAMPIONS C10/C28 spindle and internal adaptor supplied.











91.201/206		Article	Measurement [mm]						
				Pump Ø30	Pump Ø34				
		91.201	50						
		91.202	60						
		91.203	70						
		91.204	80						
		91.205	90						
		91.206	100						

Double pump for art. 34.322 - Specify the pump diameter in the order.
 Supplied with: 3 keys and escutcheon - Internal pump finish: Bronze or Chrome

91.207		Finish	Measurement [mm]						
				Internal pump					
		Black	52						
		Bronze	52						
		Chrome	52						

Internal contoured pump for art. 34.323
 Specify the finish in the order

Note: these parts are NOT available in "PERSONALIZED PROFILES".

91.208/213		Article	Measurement [mm]									
				Pump Ø25	Pump Ø30	Pump Ø34	Pump Ø25	Pump Ø30	Pump Ø34	Pump Ø25	Pump Ø30	Pump Ø34
				91.208	50							
		91.209	60									
		91.210	70									
		91.211	80									
		91.212	90									
		91.213	100									
External pump for art. 34.324/326 - Specify the pump size and diameter and key type in the order. Supplied with: 3 keys and escutcheon - For CHAMPIONS C10/C28 spindle and internal adaptor supplied.												
91.266		Article	Measurement [mm]									
				Pump Ø25	Pump Ø30	Pump Ø34	Pump Ø25	Pump Ø30	Pump Ø34	Pump Ø25	Pump Ø30	Pump Ø34
				91.266	50-60							
		91.266	70-80									
		91.266	90-100									
External pump for art. 34.328/329/331/332/334 - Specify the pump size and diameter and key type in the order. Supplied with: 3 keys and escutcheon - For CHAMPIONS C10/C28 spindle and internal adaptor supplied												
91.266..PVD		Article	Measurement [mm]									
				Pump Ø25			Pump Ø25			Pump Ø25		
				91.266..	50-60							
		91.266..	70-80									
		91.266..	90-100									
External pump for art. 34.329 - Specify the size and key type in the order. Supplied with: 3 keys and escutcheon PVD pump and escutcheon protection For CHAMPIONS C10/C28 spindle and internal adaptor supplied.												
91.283/288		Article	Measurement [mm]									
				Pump Ø30	Pump Ø34	Pump Ø30	Pump Ø34	Pump Ø30	Pump Ø34			
				91.283	50							
		91.284	60									
		91.285	70									
		91.286	80									
		91.287	90									
		91.288	100									
External pump for art. 30.406/436/437 - Specify the pump diameter and key type in the order. Supplied with: 3 keys and escutcheon - The item is supplied left or right-hand (specify in the order). For CHAMPIONS C10/C28 spindle and internal adaptor supplied.												
91.283/2883D		Article	Measurement [mm]									
				Pump Ø30 - 3 KEYS	Pump Ø30 - 5 KEYS	Pump Ø34 - 3 KEYS	Pump Ø34 - 5 KEYS					
				91.2833D	50							
		91.2843D	60									
		91.2853D	70									
		91.2863D	80									
		91.2873D	90									
		91.2883D	100									
3DKEY DOUBLE pump for art. 30.406/30.436/437 - Specify the pump diameter and number of keys in the order. Supplied with : n°3/5 keys stem 20 mm - protected duplication card - escutcheon - spindle and internal adaptor.												

Note: these parts are NOT available in "PERSONALIZED PROFILES".

91.294		Article	Measurement [mm]	Pump Ø30		Pump Ø34							
91.294	50-60												
91.294	70-80												
91.294	90-100												
Double pump for art. 32.992, with spindle - Specify the pump size and diameter in the order. Supplied with: 3 keys and escutcheon.													

91.297		Article	Measurement [mm]	Pump Ø25		C 10		C28PLUS					
91.297	50												
Internal pump for art. 32.996/998 with "spindle" Supplied with: 3 keys and escutcheon For CHAMPIONS C10/C28PLUS spindle supplied													

91.298		Article	Measurement [mm]	Pump Ø30		Pump Ø34		C 10		C28PLUS			
91.298	50-60												
91.298	70-80												
91.298	90-100												
Internal pump for art. 30E10/30E30 - Specify the pump size and diameter and key type in the order. Supplied with: 3 keys and escutcheon - For CHAMPIONS C10/C28 spindle and internal adaptor supplied. The item is supplied left or right-hand (specify in the order).													

91.299		Article	Measurement [mm]	Pompa Ø30		Pompa Ø34							
91.299	50-60												
91.299	70-80												
91.299	90-100												
Double pump for art. 30E12/30E32 - Specify the pump size and diameter in the order. Internal pump finish: Bronze The item is supplied left or right-hand (specify in the order).													

91.303		Article	Measurement [mm]			C 10		C28PLUS					
91.303	50-60												
91.303	70-80												
91.303	90-100												
External pump for art. 32.995 CHAMPIONS® C10/C28PLUS spindle supplied. Specify the pump size and diameter and key type in the order. Supplied with: 3 keys and escutcheon. For version with pump key use 91192/197.													

Note: these parts are NOT available in "PERSONALIZED PROFILES".

91.384

EASY-GO comes in a sealed security pack.




Easy-Go is lever set for all double-bitted locks, recognisable by the green or kaki key head. With **EASY-GO**, replacing levers is easy, quick, and safer thanks to the sealed pack containing the lever set and keys. Easy-Go cannot be used on locks with black-headed keys. For these locks, use the traditional spare lever set with black-headed keys.



FOR RIM LOCKS

FOR ARMOURED DOOR LOCKS



Article	Version	Installed on locks	Key	Stem	
91.384/102	RH and LH	20.500/20.510/20.520 20.530/20.540/20.550		60	
91.384/106	RH and LH	50.555/50.556/50.557/50.558 50.735/50.736/50.737/50.738		40	
91.384/107	Always RH	52.570/52.571/52.572/52.580/52.582/52.583/52.584 52.770/52.771/52.780/52.782/52.783		40	
91.384/107	Always RH	54.577 54.777		40	
91.384/107	RH and LH	54.584/54.586/54.587/54.597 54.784/54.786/54.787/54.797		40	
91.384/201	RH and LH	54.574 54.774		40	
91.384/202	RH and LH	54.589/54.593/54.594/54.595 54.789/54.793/54.794/54.795		40	

Spare lever sets can be supplied in Y version (service key operates the latchbolt and two turns)

91.184/1 - 91.184/2



Spare lever sets for:

- safes
- rim locks
- armoured door locks

Please specify, while ordering, which is the article to be installed on, and whether it refers to right or left version.

Upon request, spare lever sets for armoured doors can be supplied with 50, 60, or 85 mm stem keys (specify in order). If not specified, supplied with three 40 mm keys for locks and two for safes.

For double locks, 2 spare lever sets are supplied in the same package.

SAFES

Article	Version	Installed on locks	Key	Stem
91.184/112	Always Right	10.1115/10.1120/10.1125/10.1131 10.1215/10.1220/10.1225/10.1230/10.1231		40
91.184/112	Always Right	10.1320/10.1325/10.1330/10.1331/10.1340 10.1525/10.1530		40
91.184/112	Always Right	10.2115/10.2120/10.2125/10.2130/10.2131 10.2215/10.2220/10.2225/10.2230/10.2231		40
91.184/112	Always Right	10.2320/10.2325/10.2330/10.2331/10.2340 10.2525/10.2530		40
91.184/112	Always Right	10.4120/10.4125 10.4220/10.4225 10.4320/10.4325/10.4330		40
91.184/112	Always Right	10.C130N/10.C132N/10.C133N/10.C338N 10.KC130/10.KC233/10.KC545		40
91.184/114	Always Right	10.1420/10.1425/10.1440/10.1445 10.2420/10.2425/10.2440/10.2445 10.KC444		40
91.184/115	Always Right	10.C545N		60

For spare parts with *compact* nucleus see "spare parts safes".


LOCKS

Article	Version	Installed on locks	Key	Stem	
91.184/101	RH and LH	20.500/20.510/20.520 20.530/20.540/20.550		60	
91.184/102	RH and LH	20.500/20.510/20.520 20.530/20.540/20.550		60	
91.184/121	RH and LH	20.500/20.510/20.520 20.530/20.540/20.550		snodata	
91.184/124	RH and LH	89C750/751/753/755		63	
91.184/203	RH and LH	20.500/20.510/20.520 20.530/20.540/20.550		telescopica	
91.184/106	RH and LH	50.555/50.556/50.557/50.558 50.735/50.736/50.737/50.738		40	
91.184/107	Ambidextrous	52.570/52.571/52.572/52.580/52.582/52.583/52.584 52.770/52.771/52.780/52.782/52.783		40	
91.184/107	Ambidextrous	54.577 54.777		40	
91.184/107	RH and LH	54.584/54.586/54.587/54.597 54.784/54.786/54.787/54.797		40	
91.184/201	RH and LH	54.574 54.774		40	
91.184/202	RH and LH	54.589/54.593/54.594/54.595 54.789/54.793/54.794/54.795		40	
91.184/204	RH and LH with cover	62.653 62.658		15/25	
91.184/206	RH and LH with cover	62.643 62.648		15/25	
91.184/207	RH and LH with cover	62.663 62.668		28/50	
91.184/208	RH and LH with cover	62.673 62.678		28/50	
91.184/106	Always RH	64.560/64.561/64.562/64.565/64.566/64.568/64.569 64.760/64.761/64.765/64.766/64.768		40	
91.184/106	RH and LH	64.567 64.597		40	
91.184/106	Always RH	65.563 65.564		40	
91.184/123	Ambidextrous	72.578/72.579/72.778/72.779		36	

Spare lever sets can be supplied in Y version (service key operates the latchbolt and two turns)


91.390/A1

3 spare coded keys for recodable core REPLAY® for 52Y/54Y series locks. Available with 40/50/60 mm stem (specify both the stem length and the relevant group A1/A2, etc. in the order)




91.399/T1

1 recoding key + 3 spare coded keys for recodable core REPLAY® in MyKey® version, with protected key duplication for 52J/54J series locks. Available with 40/50/60 mm stem (specify both the stem length and the relevant group T1/T2, etc... in the order)




91.391/Z1

3 spare coded keys for recodable core REPLAY® in MyKey® version, with protected key duplication for 52Y/54Y series locks. Available with 40/50/60 mm stem (specify both the stem length and the relevant group Z1/Z2, etc... in the order)




91.398/B1

1 recoding key + 3 spare coded keys for recodable core REPLAY® for 52J/54J series locks. Available with 40/50/60 mm stem (specify both the stem length and the relevant group B1/B2, etc... in the order)




91.398/C1

1 recoding key + 3 spare coded keys for recodable core REPLAY® for 52J/54J series locks. Available with 40/50/60 mm stem (specify both the stem length and the relevant group C1/C2, etc... in the order)



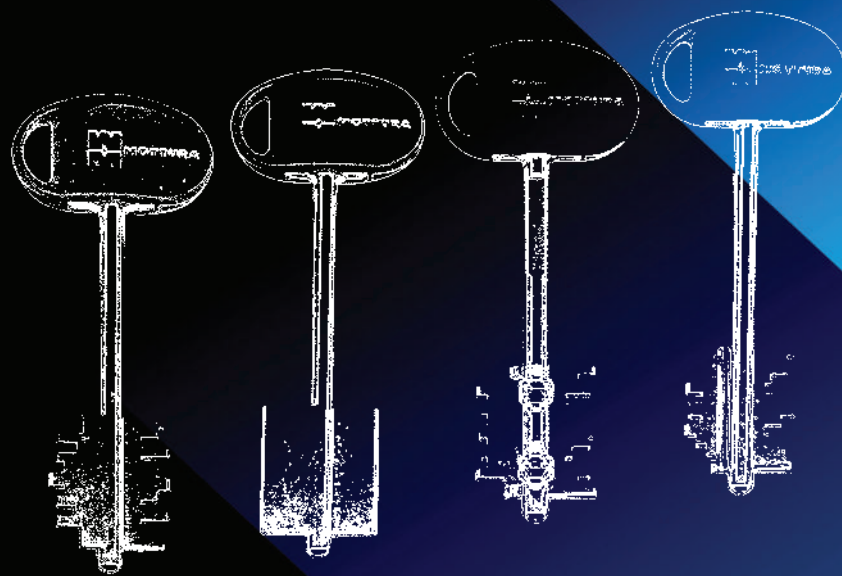
91.399/R1

1 recoding key + 3 spare coded keys for recodable core REPLAY® in MyKey® version, with protected key duplication for 52J/54J series locks. Available with 40/50/60 mm stem (specify both the stem length and the relevant group R1/R2, etc... in the order)



KEYS

92



safeguarding your security

Coloured inserts for new double bitted keys

Keys supplied with locks are ready to receive the coloured insert (not included), in five colours, in order to easily recognize their different functions.



Article	Colour	Figure
98C49013V	Green	1
98C49013G	Yellow	2
98C49013R	Red	3
98C49013B	Blue	4
98C49013W	White	5

Package of 25

Coloured inserts for CHAMPIONS® keys

Keys are complete with coloured insert. They have only aesthetic value. Inserts in 6 different colors are available randomly inserted into the handle during the assembly phase. Easy to replace for every need.



Article	Colour	Figure
98C37A112N	Black	1
98C37A112V	Green	2
98C37A112F	Fuchsia	3
98C37A112T	Turquoise	4
98C37A112O	Orange	5
98C37A112B	Blue	6

Package of 25

92.102/5

Double-bitted blank key with 60 mm stem for series **41, 72** and art. 65.100
Package of 25



92.106/5

Double-bitted blank key with 60 mm stem for series **52, 52K, 54, 54K** (excluding COMPACT and REPLAY) series **68** - art. 20.501/511
Package of 25



92.113/5

Double-bitted blank key with 40 mm stem for series **40, 42, 45** excluding art. 45.1170/1200
Package of 25



92.103

Pointed key with 40-50-60 mm stem specify in the order.
Package of 25



92.108

Coded **sample** key for double-bitted, mortise-type, pump cylinder



92.186

Coded **service** key (opens the latchbolt only) Contact the company to know the articles for which it is available.



92.105

Blank pump cylinder key A/C/E type profile with metallic blue, green or black grip for all items with pump cylinder. Specify required profile and colour.
Package of 25



92.108/S

Additional coded key for double-bitted, mortise-type, pump cylinder



92.187

Double-bitted blank key with 40 mm stem for series **50, 64, 65.563/564** and Personal safes with displaced double-bitted key (A)
Package of 25



92.106

Double-bitted blank key with 60 mm stem for series **20, 50, 64, 65.563/564** excluding art. 20.501/511
Package of 25



92.112/5

Double-bitted blank key with 25 mm stem for series **52, 52K, 54, 54K** (excluding COMPACT and REPLAY) series **68** - art. 20.501/511
Package of 25



92.187/5

Double-bitted blank key with 40 mm stem for series **52, 52K, 54, 54K** (excluding COMPACT and REPLAY) series **68** - art. 20.501/511
Package of 25



<h2>92.188</h2> <p>Double-bitted blank key with 85 mm stem for series 20, 50, 64 and art. 65.563/564 excluding art. 20.501/511 Package of 25</p>		<h2>92.270</h2> <p>Double-bitted blank key with 50 mm stem for series 52, 64 locks and art. 65.563/564 Package of 25</p>		<h2>92.277..</h2> <p>Blank SERVICE key for Serrablocca - 15/28/50 mm stem For art. 36.255/256 - 45.750/1170/1200 - series 62 Specify the required length in the order. Package of 10</p>	
<h2>92.188/4</h2> <p>Double-bitted blank key with 85 mm stem for series 20, 52Y, 54Y excluding art. 20.501/511 Package of 25</p>		<h2>92.271..</h2> <p>Additional Serrablocca coded MASTER key with 25/50/68 mm stem</p>		<h2>92.290</h2> <p>Folding double-bitted blank key. Total stem length 60 mm for series 20, 50, 64 and art. 20.501/511 Package of 25</p>	
<h2>92.188/5</h2> <p>Double-bitted blank key with 85 mm stem for series 52, 54, 52K, 54K locks (excluding COMPACT and REPLAY) series 68 - art. 20.501/511 Package of 25</p>		<h2>92.272..</h2> <p>Additional Serrablocca coded SERVICE key with 15/28/50 mm stem</p>		<h2>92.291/N</h2> <p>Blank telescopic DB FLIP key. Total stem length 76 mm Stem length with key retracted 43 mm for series 20, 50, 64 excluding art. 20.501/511 Package of 25</p>	
<h2>92.229/5</h2> <p>Double-bitted blank key with 36 mm stem for series 41, 72 and art. 65.100 Package of 25</p>		<h2>92.274..</h2> <p>Sample Serrablocca coded MASTER key 25/50/68 mm stem</p>		<h2>92.291/5N</h2> <p>Blank telescopic 5 type FLIP key. Total stem length 76mm Stem length with key retracted 43 mm for series 52, 52K, 54, 54K (excluding COMPACT and REPLAY) series 68 and art. 20.501/511. Package of 25</p>	
<h2>92.256/5</h2> <p>Double-bitted blank key with 60 mm stem for series 40, 42, 45 excluding art. 45.750/1170/1200 Package of 25</p>		<h2>92.275..</h2> <p>Sample Serrablocca coded SERVICE key 15/28/50 mm stem</p>		<h2>92.292/5</h2> <p>Double-bitted blank key with 36 mm stem for series 40, 42, 45 and art. 89.740 (new type) excluding art. 45.750/1170/1200 Package of 25</p>	
<h2>92.269/5</h2> <p>Double-bitted blank key with 50 mm stem for series 52, 52K, 54, 54K locks (excluding COMPACT and REPLAY) series 68 - art. 20.501/511 Package of 25</p>		<h2>92.276..</h2> <p>Blank MASTER key for Serrablocca - 25/50/68 mm stem for art. 62.643/648/653/658 Specify the required length in the order. Package of 10</p>		<h2>92.293/5</h2> <p>Double-bitted blank key with 40 mm stem for locks with COMPACT nucleo with 6 levers and SPECIAL series safes. Package of 25</p>	

<h2>92.294/5</h2> <p>Double-bitted blank key with 50 mm stem for locks with COMPACT nucleo with 6 levers and SPECIAL series safes. Package of 25</p>		<h2>92.310/5</h2> <p>Reserved to Mottura Club</p> <p>Double-bitted blank key with 40 mm stem for locks Nucleo <small>REPLAY</small> MY KEY Package of 25</p>		<h2>92.314/4</h2> <p>Double-bitted blank key with 50 mm stem for locks Nucleo <small>REPLAY</small> Package of 25</p> <p>UNTIL STOCKS LAST, replaced by 92337/4</p>	
<h2>92.295/5</h2> <p>Double-bitted blank key with 60 mm stem for locks with COMPACT nucleo with 6 levers and SPECIAL series safes. Package of 25</p>		<h2>92.311/4</h2> <p>Reserved to Mottura Club</p> <p>Double-bitted blank key with 50 mm stem for locks Nucleo <small>REPLAY</small> MY KEY Package of 25</p> <p>UNTIL STOCKS LAST, replaced by 92335/4</p>		<h2>92.315/4</h2> <p>Double-bitted blank key with 60 mm stem for locks Nucleo <small>REPLAY</small> Package of 25</p>	
<h2>92.296/5</h2> <p>Double-bitted blank key with 70 mm stem for locks with COMPACT nucleo with 6 levers and SPECIAL series safes. Package of 25</p>		<h2>92.311/5</h2> <p>Reserved to Mottura Club</p> <p>Double-bitted blank key with 50 mm stem for locks Nucleo <small>REPLAY</small> MY KEY Package of 25</p>		<h2>92.316/5</h2> <p>"Female" type double-bitted blank key with 36 mm stem for art. 65.100/F Package of 25</p>	
<h2>92.297/5</h2> <p>Double-bitted blank key with 40 mm stem for PERSONAL series safes with COMPACT core with 7 levers Package of 25</p>		<h2>92.312/4</h2> <p>Reserved to Mottura Club</p> <p>Double-bitted blank key with 60 mm stem for locks Nucleo <small>REPLAY</small> MY KEY Package of 25</p> <p>UNTIL STOCKS LAST, replaced by 92334/4</p>		<h2>92.317</h2> <p>Brass coded construction (C) key with 60 mm stem activates both latchbolt and turn lock for Nucleo <small>REPLAY</small> locks</p>	
<h2>92.299/5</h2> <p>"Female" type double-bitted blank key with 60 mm stem for art. 65.100/F Package of 25</p>		<h2>92.312/5</h2> <p>Reserved to Mottura Club</p> <p>Double-bitted blank key with 60 mm stem for locks Nucleo <small>REPLAY</small> MY KEY Package of 25</p>		<h2>92.318</h2> <p>Double-bitted key type Y matched to the lock. Activates latchbolt and 2 turns for 50, 52 and 54 Nucleo <small>REPLAY</small> Nucleo <small>REPLAY</small> series locks</p>	
<h2>92.310/4</h2> <p>Reserved to Mottura Club</p> <p>Double-bitted blank key with 40 mm stem for locks Nucleo <small>REPLAY</small> MY KEY Package of 25</p> <p>UNTIL STOCKS LAST, replaced by 92333/4</p>		<h2>92.313/4</h2> <p>Double-bitted blank key with 40 mm stem for locks Nucleo <small>REPLAY</small> Package of 25</p> <p>UNTIL STOCKS LAST, replaced by 92336/4</p>		<h2>92.319</h2> <p>Service (S) key matching the lock. Activates latchbolt only for Nucleo <small>REPLAY</small> Nucleo <small>REPLAY</small> locks</p> <p>UNTIL STOCKS LAST, replaced by 92341</p>	


<h2>92.320</h2> <p>Brass coded Construction (C) key with 60 mm stem, activates both latchbolt and turn lock for Nucleo MY KEY locks</p> <p>UNTIL STOCKS LAST, replaced by 92347</p>		<h2>92.328</h2> <p>REPLAY</p> <p>Recoding key for J - REPLAY locks</p>		<h2>92.337/4</h2> <p>Blank "MM" key with 50 mm stem for J - REPLAY locks Package of 25</p>	
<h2>92.321</h2> <p>Double-bitted key type Y matched to the core. Activates latchbolt and 2 turns different for each lock for Nucleo MY KEY locks</p> <p>UNTIL STOCKS LAST, replaced by 92343</p>		<h2>92.332/5</h2> <p>Double-bitted blank key with 63.8 mm stem for 89C755/751 locks Package of 25</p>		<h2>92.338/4</h2> <p>Blank "MM" key with 63.8 mm stem for J - REPLAY locks Package of 25</p>	
<h2>92.322</h2> <p>Coded key sample for MY KEY locks</p>		<h2>92.333/4</h2> <p>Reserved to Mottura Club</p> <p>Blank "MM" key with 40 mm stem for J - REPLAY and 89C locks Package of 25</p>		<h2>92.339</h2> <p>Coded "MM" construction (C) key with 63.8 mm stem activates both latchbolt and turn lock for J - REPLAY locks</p>	
<h2>92.322/S</h2> <p>Additional coded key for MY KEY locks</p>		<h2>92.334/4</h2> <p>Reserved to Mottura Club</p> <p>Blank "MM" key with 63.8 mm stem for J - REPLAY and 89C locks Package of 25</p>		<h2>92.340</h2> <p>"MM" double-bitted coded key type Y matched to the lock. Activates latchbolt and 2 turns, for J - REPLAY locks</p>	
<h2>92.323/4</h2> <p>Blank brass construction (C) key with 60 mm stem for Nucleo MY KEY locks Package of 25</p> <p>UNTIL STOCKS LAST, replaced by 92346</p>		<h2>92.335/4</h2> <p>Reserved to Mottura Club</p> <p>Blank "MM" key with 50 mm stem for J - REPLAY and 89C locks Package of 25</p>		<h2>92.341</h2> <p>"MM" coded service (S) key matching the lock. Activates latchbolt, for J - REPLAY and 89C locks in version MY KEY</p>	
<h2>92.324/4</h2> <p>Reserved to Mottura Club</p> <p>Blank brass construction (C) key with 60 mm stem for Nucleo MY KEY locks Package of 25</p> <p>UNTIL STOCKS LAST, replaced by 92347</p>		<h2>92.336/4</h2> <p>Blank "MM" key with 40 mm stem for J - REPLAY locks Package of 25</p>		<h2>92.342</h2> <p>Coded "MM" construction (C) key with 63.8 mm stem activates both latchbolt and turn lock for J - REPLAY locks in version MY KEY</p>	

<p>92.343</p> <p>"MM" double-bitted coded key Y type matched to the lock. activates latchbolt and 2 turns, for J - REPLAY locks in version </p>		<p>92.350</p> <p>Additional coded key stem 20 mm</p> <p></p>		<p>92.CP4F0S</p> <p>Blank SERVICE key for CHAMPIONS® cylinder PRO SET/RESET function Package of 25</p> <p></p> <p></p>	
<p>92.344</p> <p>"MM" coded key sample for J - REPLAY and 89C locks in version </p>		<p>92.351</p> <p>Additional coded key stem 30 mm</p> <p></p>		<p>92.CP4F0A</p> <p>Blank ACTIVATION key for CHAMPIONS® cylinder PRO SET/RESET function Package of 25</p> <p></p> <p></p>	
<p>92.345</p> <p>Additional "MM" coded key for J - REPLAY and 89C locks in version </p>		<p>92.352</p> <p>Additional coded key stem 40 mm</p> <p></p>		<p>92.C28C0</p> <p>Reserved to Mottura Club</p> <p>Blank key for pump cylinder CHAMPIONS® C28 Package of 25</p> <p></p>	
<p>92.346</p> <p>Blank "MM" construction (C) key with 63.8 mm stem for J - REPLAY locks Package of 25</p>		<p>92.353</p> <p>Additional folding code key stem 60 mm</p> <p></p>		<p>92.C30B..</p> <p>Blank key for CHAMPIONS® cylinder C30/C31</p> <p>KEY PROFILES B1/B2/B3/B4/B5/B6/B7/B8</p> <p>Package of 25</p>	
<p>92.347</p> <p>Reserved to Mottura Club</p> <p>Blank "MM" construction (C) key with 63.8 mm stem for J - REPLAY and 89C locks in version </p> <p>Package of 25</p>		<p>92.C10B0</p> <p>Blank key for pump cylinder CHAMPIONS® C10 Package of 25</p> <p></p>		<p>92.CP8D0</p> <p>Reserved to Mottura Club</p> <p>Blank key for CHAMPIONS® cylinder C28PLUS Package of 25</p> <p></p>	
<p>92.348</p> <p>"MM" coded service (S) key matching the lock. Activates latchbolt, for J - REPLAY and 89C locks</p>		<p>92.CP4F0</p> <p>Blank key for CHAMPIONS® cylinder PRO/MODULAR Package of 25</p> <p></p>		<p>92.C38B..</p> <p>Reserved to Mottura Club</p> <p>Blank key for CHAMPIONS® cylinder C38</p> <p>KEY PROFILES B1/B2/B3/B4/B5/B6/B7/B8</p> <p>Package of 25</p> <p></p>	



















<p>92.C39D3</p> <p>Reserved to Mottura Club</p> <p>Blank key for CHAMPIONS® cylinder C39</p> <p>Package of 25</p>		<p>98.13524M</p> <p>Plastic interchangeable CHAMPIONS® key heads. Available in 3 colours (khaki C39 - turquoise CP8 - special green CP6).</p> <p>Package of 25</p>	
<p>92.C43E..</p> <p>Reserved to Mottura Club</p> <p>Blank key for CHAMPIONS® cylinder C43/44</p> <p>KEY PROFILES E1/E2/E3/E4/E5/E6/E7/E8</p> <p>Package of 25</p>		<p>98.CAF13M..</p> <p>Coloured plastic half-shells for CHAMPIONS® C48/C55 cylinder key grips. Marked Mottura (front) and Champions (back). Available in 5 colours: Green (VC) - Blue (BC) - Turquoise (TC) - Orange (OC) and black (NC).</p> <p>Package of 25+25</p>	
<p>92.CP3E..</p> <p>Reserved to Mottura Club</p> <p>Blank key for CHAMPIONS® cylinder C43Plus</p> <p>KEY PROFILES EA/EB/EC/ED/EE/EF/EG/EH</p> <p>Package of 25</p>			
<p>92.CP6E..</p> <p>Reserved to Mottura Club</p> <p>Blank key for CHAMPIONS® cylinder CP6</p> <p>KEY PROFILES EK / EL</p> <p>Conf. da 25 pezzi</p>			
<p>98.13504M</p> <p>Plastic interchangeable DOUBLE-BITTED key heads. Available in 5 colours (blue - brown - black - red and green).</p> <p>Package of 25</p>			
<p>98.13517M</p> <p>Plastic interchangeable CHAMPIONS® key heads. Available in 4 colours (blue - orange - green - turquoise).</p> <p>Package of 25</p>			


















BARS


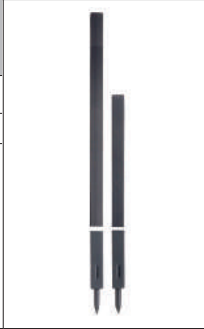


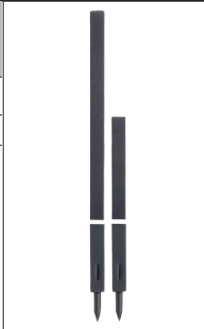


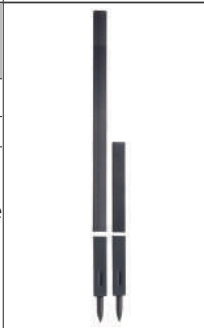









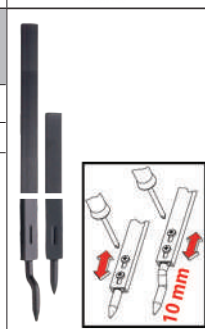
93



safeguarding your security

<p>93.089</p> <p>Finish</p> <p>Zinc-plated</p> <p>Bar Ø 18 mm Length 33 cm Cap Ø 18 mm length cm 6 for art. 45.853/854 locks</p> 	<p>93.189</p> <p>Finish</p> <p>Brown enamelled</p> <p>Chrome</p> <p>Ø 18 mm bar adjustable from 153 cm to 217 cm</p> 	<p>93.242INF</p> <p>Finish</p> <p>Zinc-plated</p> <p>Bar pair Ø 18 mm for mortise-type lock adjustable from 99 cm to 160 cm total 2 from 49.5 cm to 80 cm</p> 
<p>93.140</p> <p>Finish</p> <p>Brown enamelled Black enamelled Chrome Zinc-plated</p> <p>Bar pair Ø 18 mm adjustable from 152 cm to 270 cm total 1 from 76 to 131 cm 1 from 76 to 139 cm</p> 	<p>93.192</p> <p>Finish</p> <p>Brown enamelled</p> <p>Black enamelled</p> <p>Ø 18 mm bar adjustable from 156 cm to 220 cm with Ø 10 mm ferrule</p> 	<p>93.243</p> <p>Finish</p> <p>Zinc-plated</p> <p>Bar pair Ø 18 mm adjustable from 44 cm to 64 cm total 2 from 22 cm to 32 cm</p> 
<p>93.140PV</p> <p>Finish</p> <p>Black enamelled-PVD gold</p> <p>Bar pair Ø 18 mm adjustable from 152 cm to 270 cm total 1 from 76 to 131 cm 1 from 76 to 139 cm Gold PDV finish adjusting ring nut Stainless steel fixing dowels For series 34...PV</p> 	<p>93.227</p> <p>Finish</p> <p>Zinc-plated</p> <p>Bent bar pair Ø 8 mm with insert connection for art. 41.821/823/825 1-124 cm - 1-99 cm 2 Ø 8 mm caps 8 cm long Package of 5 pairs UNTIL STOCKS LAST</p> 	<p>93.243INF</p> <p>Finish</p> <p>Zinc-plated</p> <p>Bar pair Ø 18 mm for mortise-type lock adjustable from 44 cm to 64 cm total 2 from 22 cm to 32 cm</p> 
<p>93.140INF</p> <p>Finish</p> <p>Zinc-plated</p> <p>Bar pair Ø 18 mm for mortise-type lock adjustable from 152 cm to 270 cm total 1 from 76 to 131 cm 1 from 76 to 139 cm</p> 	<p>93.228</p> <p>Finish</p> <p>Zinc-plated</p> <p>Threaded M6 bar pair Ø 8 mm for art. 41.821/823/825 1-126 cm - 1-101 cm 2 caps Ø 8 mm 8 cm long Package of 5 pairs UNTIL STOCKS LAST</p> 	<p>93.244</p> <p>Finish</p> <p>Zinc-plated</p> <p>Bar pair Ø 18 mm adjustable 1 from 76 cm to 139 cm 1 from 49.5 cm to 80 cm</p> 
<p>93.141</p> <p>Finish</p> <p>Brown enamelled Zinc-plated Chrome</p> <p>Pack of No. 5 bars Ø 18 mm adjustable: 2 from 76 cm. to 131 cm; 2 from 76 cm to 139 cm; 1 from 49.5 cm to 80 cm</p> 	<p>93.242Z</p> <p>Finish</p> <p>Zinc-plated</p> <p>Bar pair Ø 18 mm adjustable from 99 cm to 160 cm total 2 from 49.5 cm to 80 cm</p> 	<p>93.244INF</p> <p>Finish</p> <p>Zinc-plated</p> <p>Bar pair Ø 18 mm for mortise type lock - adjustable 1 from 76 cm to 139 cm 1 from 49.5 cm to 80 cm</p> 
<p>93.179</p> <p>Finish</p> <p>Brown enamelled</p> <p>Pack of 4 Ø 18 mm adjustable bars from 73.5 cm to 136.5 cm for art. 32.1000 UNTIL STOCKS LAST</p> 	<p>93.242Z025</p> <p>Finish</p> <p>Zinc-plated</p> <p>Bar pair Ø 18 mm adjustable from 99 cm to 160 cm total 2 from 49.5 cm to 80 cm for lock thickness 25 mm</p> 	<p>93.248</p> <p>Finish</p> <p>Zinc-plated</p> <p>Ø 18 mm bar adjustable from 49.5 cm to 80 cm</p> 

<h2>93.252INF</h2> <p>Finish Zinc-plated</p> <p>Bar pair Ø 18 mm for mortise type lock 2 of 99 cm 2 caps Ø 18 mm length 6 cm</p> 	<h2>93.290N</h2> <p>Finish Black enamelled</p> <p>Bar 10x20 mm with straight ferrule Ø 20x14 mm for extension art. 32.991/N Length 108 cm</p> <p>UNTIL STOCKS LAST</p> 	<h2>93.292/5</h2> <p>Finish Brown enamelled</p> <p>Package of 5 bars Ø 18 mm ferrule Ø 10 mm adjustable 2 from 79 to 134 cm 2 from 79 to 143 cm 1 from 49.5 to 80 cm 4 floor striker plates 99.181 included for series 20, 30, 38</p> 						
<h2>93.271</h2> <p>Finish Zinc-plated</p> <p>Bar pair Ø 10 mm with insert connection for art. 40.721, 40.741 2 from 104 cm 2 caps Ø 10 mm length 4 cm Package of 5 pairs</p> 	<h2>93.291</h2> <p>Finish Brown enamelled</p> <p>Bar pair 10x20 mm with Ø 18 mm ferrule adjustable from 70 cm to 131 cm for locks art.20.527/537 - 30.426/427/436/437</p> 	<h2>93.293</h2> <p>Finish Brown enamelled</p> <p>Bar pair 10x20 mm with ferrule Ø 10 mm adjustable 1 from 70 to 131 cm for series 20, 30 with 2 turns 2 floor striker plates art. 99.181 included.</p> <p>As an alternative to bar 93.291</p> 						
<h2>93.276</h2> <p>Finish Zinc-plated</p> <p>Threaded M6 bar pair Ø 8 mm for series 40, 47 1 of 101.5 cm - 1 of 127 cm 2 caps Ø 10 mm length 4 cm Pack of 6 pairs</p> 	<h2>93.291/L</h2> <p>Finish Brown enamelled</p> <p>Bar 10x20 mm with Ø 18 mm ferrule adjustable from 96.5 cm to 183 cm for locks art.20.527/537 - 30.426/427/436/437</p> 	<h2>93.294</h2> <p>Finish Zinc-plated</p> <p>CPack of 4 bars Ø 18 mm adjustable from 76 cm to 139 cm for vertical locking art. 45.1170/1200</p> 						
<h2>93.277</h2> <p>Finish Zinc-plated</p> <p>Bar pair Ø 8 mm with insert connection for series 40, 47 1 of 99 cm - 1 of 124 cm 2 caps Ø 10 mm length 4 cm Pack of 6 pairs</p> 	<h2>93.292</h2> <table border="1"> <thead> <tr> <th colspan="2">Finish</th> </tr> </thead> <tbody> <tr> <td>Brown enamelled</td> <td>Black enamelled</td> </tr> <tr> <td>Chrome</td> <td>Zinc-plated</td> </tr> </tbody> </table> <p>Bar pair Ø 18 mm with ferrule Ø 10 mm adjustable 1 from 79 to 143 cm 1 from 79 to 134 cm for art. 20.520/30.620 34.328/30.010 floor striker plate art. 99.181 included.</p> <p>As an alternative to bar art. 93.140</p> 	Finish		Brown enamelled	Black enamelled	Chrome	Zinc-plated	<h2>93.296N</h2> <p>Finish Black enamelled</p> <p>Bar 10x20 mm with straight ferrule Ø 14 mm for extension art. /N 32.991N500 Length 148.7 cm</p> 
Finish								
Brown enamelled	Black enamelled							
Chrome	Zinc-plated							
<h2>93.278</h2> <p>Finish Zinc-plated</p> <p>Bar pair Ø 8 mm with threaded M6 connection for series 40 2 of 60 cm 2 caps Ø 10 mm length 4 cm</p> <p>UNTIL STOCKS LAST</p> 	<h2>93.292PV</h2> <p>Finish Black enamelled-PVD gold</p> <p>Bar pair Ø 18 mm with ferrule Ø 10 mm adjustable 1 from 79 to 143 cm 1 from 79 to 134 cm Floor striker plate art. 99.181 included.</p> <p>As an alternative to bars art. 93.140PV Gold PDV finish adjusting ring nut Stainless steel fixing dowels For series 34...PV</p> 	<h2>93.302</h2> <p>Finish Black enamelled</p> <p>Bar pair 10x20 mm with ferrule Ø 10 mm 1 of 125.5 cm with 12 mm projecting ferrule 1 of 32.5 cm with straight ferrule for series 35</p> 						
<h2>93.279</h2> <p>Finish Zinc-plated</p> <p>Bar pair Ø 8 mm with insert connection for series 40 2 of 60 cm 2 caps Ø 10 mm length 4 cm</p> <p>UNTIL STOCKS LAST</p> 	<h2>93.303</h2> <p>Finish Black enamelled</p> <p>Bar pair 10x20 mm with ferrule Ø 10 mm 1 of 155.5 cm with 12 mm projecting ferrule 1 of 92.5 cm with straight ferrule for series 35</p> 							


<p>93.304</p> <p>Finish</p> <p>Black enamelled</p> <p>Bar 10x20 mm with straight ferrule Length 32.5 cm for series 35</p> <p>UNTIL STOCKS LAST</p> 	<p>93.310</p> <p>Finish</p> <p>Black enamelled</p> <p>Bar pair 10x20 mm with ferrule Ø 10 mm 1 of 152.5 cm with straight ferrule 1 of 92.5 cm with straight ferrule for series 35</p> 	<p>93.318</p> <p>Finish</p> <p>Brown enamelled</p> <p>Zinc-plated</p> <p>Bar Ø 18 mm adjustable from 51 cm to 81.5 cm;</p> <p>UNTIL STOCKS LAST</p> 
<p>93.305</p> <p>Finish</p> <p>Black enamelled</p> <p>Bar 10x20 mm with straight ferrule Length 92.5 cm for series 35</p> 	<p>93.311</p> <p>Finish</p> <p>Black enamelled</p> <p>Bar pair 10x20 mm with ferrule Ø 10 mm 1 of 122.5 cm with straight ferrule 1 of 32.5 cm with straight ferrule for series 35</p> 	<p>93.322</p> <p>Finish</p> <p>Zinc-plated</p> <p>bar pair Ø 8 mm with threaded M8 connection for series 40, 47 1 of 101.5 cm - 1 of 127 cm 2 caps Ø 10 mm length 4 cm Package of 6 pairs</p> 
<p>93.306</p> <p>Finish</p> <p>Black enamelled</p> <p>Bar 10x20 mm with 12 mm projecting ferrule Length 125.5 cm for series 35</p> 	<p>93.312</p> <p>Finish</p> <p>Black enamelled</p> <p>Bar pair 10x20 mm with ferrule Ø 10 mm 1 of 152.5 cm with straight ferrule 1 of 32.5 cm with straight ferrule for series 35</p> <p>UNTIL STOCKS LAST</p> 	<p>93.323</p> <p>Finish</p> <p>Zinc-plated</p> <p>Bar pair Ø 8 mm with insert connection for lock/switchlocks connection 2 of 62 cm Package of 6 pairs</p> 
<p>93.307</p> <p>Finish</p> <p>Black enamelled</p> <p>Bar 10x20 mm with straight ferrule Length 122.5 cm for series 35</p> 	<p>93.313</p> <p>Finish</p> <p>Black enamelled</p> <p>Bar pair 10x20 mm with ferrule Ø 10 mm 1 of 155.5 cm with 12 mm projecting ferrule 1 of 32.5 cm with straight ferrule for series 35</p> <p>UNTIL STOCKS LAST</p> 	<p>93.324</p> <p>Finish</p> <p>Zinc-plated</p> <p>Bar pair Ø 8 mm with threaded M6 connector for lock/switchlocks connection 2 of 60 cm Package of 6 pairs</p> 
<p>93.308</p> <p>Finish</p> <p>Black enamelled</p> <p>Bar 10x20 mm with 12 mm projecting ferrule Length 155.5 cm for series 35</p> 	<p>93.316</p> <p>Finish</p> <p>Brown enamelled</p> <p>Zinc-plated</p> <p>Bar pair Ø 18 mm adjustable 1 from 17.5 cm to 24.5 cm 1 from 51 cm to 81.5 cm connection for Astablock - Xcode</p> 	<p>93.325</p> <p>Finish</p> <p>Zinc-plated</p> <p>Bar pair Ø 8 mm with threaded M8 connector for lock/switchlocks connection 2 of 60 cm Package of 6 pairs</p> 
<p>93.309</p> <p>Finish</p> <p>Black enamelled</p> <p>Bar 10x20 mm with straight ferrule Length 152.5 cm for series 35</p> 	<p>93.317</p> <p>Finish</p> <p>Brown enamelled</p> <p>Zinc-plated</p> <p>Bar Ø 18 mm adjustable from 17.5 to 24.5 cm for connection between Astablock - XCode and main lock</p> 	<p>93.326</p> <p>Finish</p> <p>Black enamelled</p> <p>Aluminium bar pair 10x20 mm with ferrule Ø 10 mm n.1 of 148 cm with adjustable 12 mm projecting ferrule n.1 of 95 cm with adjustable straight ferrule for series 37</p> 

<h2>93.327</h2> <p>Finish Black enamelled</p> <p>Aluminium bar 10x20 mm with ferrule Ø 10 mm with adjustable straight ferrule Length cm 95 for series 37</p>		<h2>93.336</h2> <p>Finish Zinc-plated</p> <p>Bar Ø15 mm Th. 0.8 mm Length cm 100 for series 47.902 Package of 10</p>	
<h2>93.328</h2> <p>Finish Black enamelled</p> <p>Aluminium bar 10x20 mm with ferrule Ø 10 mm with adjustable straight ferrule Length cm 146 for series 37</p>		<h2>93.337</h2> <p>Finish Zinc-plated</p> <p>Bar Ø15 mm Th. 0.8 mm Length cm 150 for series 47.902 Package of 10</p>	
<h2>93.329</h2> <p>Finish Black enamelled</p> <p>Aluminium bar pair 10x20 mm with ferrule Ø 10 mm n.1 of 146 cm with adjustable straight ferrule n.1 of 95 cm with adjustable straight ferrule for series 37</p>		<h2>93.339</h2> <p>Finish Black enamelled</p> <p>Aluminium bar pair 10x20 mm with ferrule Ø 10 mm for 37300/320 series n.1 da 66 cm with 12 mm projecting ferrule n.1 da 66 cm with straight ferrule ADJUSTABLE BARS FROM 66 TO 124 cm</p>	
<h2>93.330</h2> <p>Finish Black enamelled</p> <p>Aluminium bar 10x20 mm with ferrule Ø 10 mm with projecting ferrule 12 mm Length cm 119 for series 37</p>		<h2>93.340</h2> <p>Finish Black enamelled</p> <p>Aluminium bar pair 10x20 mm with ferrule Ø 10 mm for 37300/320 series n.2 da 66 cm with straight ferrule ADJUSTABLE BARS FROM 66 TO 124 cm</p>	
<h2>93.331</h2> <p>Finish Black enamelled</p> <p>Aluminium bar 10x20 mm with ferrule Ø 10 mm with adjustable straight ferrule Length cm 32 for series 37 UNTIL STOCKS LAST</p>			
<h2>93.335</h2> <p>Finish Zinc-plated</p> <p>Bar Ø 8 mm with insert connection for lock/switchlocks connection length 40 cm for series 47 Package of 12 UNTIL STOCKS LAST</p>			

**ELECTRIC STRIKER PLATES
FACE PLATES, STRIKER PLATES,
WELDING PLATES, MANGANESE STEEL
REINFORCEMENT PLATES**

**MADE
IN
ITALY**

94



SPARE PARTS



safeguarding your security

94.077/822

Finish
Nickel-plated

Electric striker plate with release lever for temporary disengagement (latch fastener). Automatic anti-locking device (anti-repeat) - Dimensions: 240 x 30 mm
Power supply: 12V AC. (transformer 25 VA)
For locks art. **41.812/823**
The item is supplied left or right-hand (specify in the order)

LEFT VERSION **LEFT VERSION**

94.077/2140

Finish
Nickel-plated

Electric striker plate with release lever for temporary disengagement (latch fastener) - Automatic anti-locking device (anti-repeat). Dimensions: 322 x 35 mm
Power supply: 12V AC. (transformer 25 VA)
For locks art. **72.120/140**
The item is supplied left or right-hand (specify in the order)

RIGHT VERSION **LEFT VERSION**

94.077440A

Finish
Nickel-plated

Electric striker plate with release lever for temporary disengagement (latch fastener) - Automatic anti-locking device (anti-repeat). Dimensions: 360 x 35 mm
Power supply: 12V AC. (transformer 25 VA)
For locks art. **87.440**
The item is supplied left or right-hand (specify in the order)
Until stocks last

LEFT VERSION **LEFT VERSION**

94.077510A

Finish
Nickel-plated

Electric striker plate with release lever for temporary disengagement (latch fastener) - Automatic anti-locking device (anti-repeat). Dimensions: 280 x 35 mm
Power supply: 12V AC. (transformer 25 VA)
For locks art. **86.410/530 - 87.430**
The item is supplied left or right-hand (specify in the order)
NOTE: For series 86.410/430 specify opening hand and if the door is "PUSH" or "PULL".
For series 86.510/530 specify right or left only (the door is always PUSH).

RIGHT VERSION **RIGHT VERSION**

94.078

Spacer plate for electric striker plates, used for the adjustment of the latch bolt

94.080V

Finish
Brown enamelled

Low electric striker plate with release lever for temporary disengagement (latch fastener)
Automatic anti-locking device (anti-repeat) - Adjustable striker
Power supply: 12V AC. (transformer 25 VA)
For locks **20 - 30 - 38 series**
The item is supplied left or right-hand (specify in the order)
9821120D/S striker plate only

RIGHT VERSION **LEFT VERSION**

94.080POV

Finish
Bronze enamelled

Low electric striker plate with release lever for temporary disengagement (latch fastener)
Automatic anti-locking device (anti-repeat) - Adjustable striker
Power supply: 12V AC. (transformer 25 VA)
For locks **20.517/537 - 30.416/436/437**
The item is supplied left or right-hand (specify in the order)














RIGHT VERSION **LEFT VERSION**

94.081..



















Finish
Brown enamelled
Bronze enamelled

High electric striker plate with release lever for temporary disengagement (latch fastener). Automatic anti-locking device (anti-repeat). Adjustable striker
Power supply: 12V AC. (transformer 25 VA)
94081V for locks **20 - 30 - 38 series**
94081POV for locks **20.517/537 30.416/436/437**
The item is supplied left or right-hand (specify in the order)

RIGHT VERSION **LEFT VERSION**

<p>94.001</p> <p>Nickel-plated</p> <p>Removable face plate for art. 52/82/84/85.771 centre distance 25/28/37 mm specify in the order, including fixing screws Dimensions 356 x 35 x 3 mm 9851119CN FOR 84/85.971</p>		<p>94.102</p> <p>Nickel-plated</p> <p>Striker plate for art. 72120/140 Dimensions 248 x 30 x 3 mm</p>		<p>94.132D/S</p> <p>Bronze enamelled</p> <p>Adjustable built-in striker plate pair for art. 32.890/900/905/910/915/920/925/930. Specify for left-hand or right-hand lock in the order</p>	
<p>94.071</p> <p>Nickel-plated</p> <p>Striker plate for art. 96076/I-96086/I centre distance 50/53 mm Dimensions 240 x 35 x 3 mm</p>		<p>94.104</p> <p>Nickel-plated</p> <p>Striker plate for art. 7214ELE Dimensions 288 x 30 x 3 mm</p>		<p>94.136</p> <p>Bronze enamelled</p> <p>Tubular built-in side striker plate for serie 32 bar locks</p>	
<p>94.072</p> <p>Nickel-plated</p> <p>Striker plate for art. 96087/I centre distance 56 mm Dimensions 270 x 35 x 3 mm</p>		<p>94.122</p> <p>Brown enamelled</p> <p>Chrome</p> <p>Low striker plate for series 20 / 30 /38 Dimensions 146 x 52 x 30 mm</p>		<p>94.154</p> <p>Bronze enamelled</p> <p>Built-in clasp striker plate for series serie 32 bar locks</p>	
<p>94.073</p> <p>Nickel-plated</p> <p>Striker plate for art. 54.793 Variation in centre distances: 28/37 mm - specify in the order Dimensions 231 x 35 x 3 mm</p>		<p>94.122/M</p> <p>Brown enamelled</p> <p>Low built-in striker plate for series 20 / 30 /38</p>		<p>94.219</p> <p>Zinc-plated</p> <p>Face plate for art. 64.561/85.461 with extended bolts Dimensions: 305 x 30 x 3 mm</p>	
<p>94.074</p> <p>Nickel-plated</p> <p>Striker plate for art. 34.328/329/330 Dimensions 240 x 35 x 3 mm</p>		<p>94.125</p> <p>Brown enamelled</p> <p>Chrome</p> <p>High striker plate for series 20 / 30 /38 Dimensions 146 x 52 x 44 mm</p>		<p>94.220</p> <p>Nickel-plated</p> <p>Striker plate for art. 50.555/735-85.555/735 centre distance 25 mm Dimensions: 269 x 35 x 3 mm</p>	
<p>94.101</p> <p>Nickel-plated</p> <p>Striker plate for art. 72110/130 - 85778/779 Dimensions 210 x 30 x 3 mm</p>		<p>94.128</p> <p>Brown enamelled</p> <p>Low striker plate for series 20.501/511 - 30.401/411 Dimensions 108 x 41.5 x 31 mm</p>		<p>94.231</p> <p>Black</p> <p>Plastic striker plate for art. 41.812/823 Dimensions: 120 x 45 x 7 mm</p>	 <p>UNTIL STOCKS LAST</p>

<p>94.232</p> <p>Black</p> <p>Plastic striker plate for art. 41.810/820/821 Dimensions: 120 x 45 x 7 mm</p> 	<p>94.258</p> <p>Nickel-plated</p> <p>Striker plate for art. 96.246/I Centre distances mm 50 Dimensions 276 x 35 x 3 mm</p> 	<p>94.267</p> <p>Nickel-plated</p> <p>Striker plate for art. 54.774/784 - 85.774 Dimensions 562 x 35 x 3 mm</p> 
<p>94.234</p> <p>Nickel-plated</p> <p>Striker plate for art. 41.812/823 Dimensions: 240 x 25 x 3 mm</p> 	<p>94.260</p> <p>Nickel-plated</p> <p>Striker plate for art. 96.251/I Dimensions 240 x 35 x 3 mm For 1 bolt</p> 	<p>94.272</p> <p>Nickel-plated</p> <p>Striker plate for art. 72.778/779 - 85.140 Dimensions 245 x 30 x 3 mm Also available with adjustable slots (Code 94.272SP). Specify in the order</p> 
<p>94.239</p> <p>Nickel-plated</p> <p>Striker plate for art. 64.761 - 85.761 Dimensions 320 x 35 x 3 mm</p> 	<p>94.260..</p> <p>Nickel-plated</p> <p>Striker plate for art. 96.251/I Variation in centre distances: 25/28/37mm - specify in the order Dimensions 240 x 35 x 3 mm For 2 bolts</p> 	<p>94.273</p> <p>Nickel-plated</p> <p>Striker plate for art. 96.298/I - 299/I Centre distances mm 28 Dimensions 160 x 30 x 3 mm</p> 
<p>94.240..</p> <p>Zinc-plated</p> <p>Face plate for art. 52.570 - 84.371/571 - 85.371/571 with extended bolts Variation in centre distances: 28/37 mm - specify in the order Dimensions: 206 x 30 x 3 mm</p> 	<p>94.260MM</p> <p>Nickel-plated</p> <p>Striker plate for art. 96.272 Dimensions 240 x 35 x 3 mm For 1 bolt</p> 	<p>94.275</p> <p>Nickel-plated</p> <p>Striker plate for art. 54787/789/795 - 82795 - 85795 - 3D787/797 Variation in centre distances: 28/37 mm - specify in the order Dimensions 356 x 35 x 3 mm</p> 
<p>94.240F..</p> <p>Nickel-plated</p> <p>Striker plate for art. 52.571 - 84.371/571 - 85.371/571 - 85.37ELE 85.8100 - 3D571/573 - 3D588/598 Variation in centre distances: 25/28/37mm - specify in the order Dimensions 206 x 30 x 3 mm</p> 	<p>94.260MM..</p> <p>Nickel-plated</p> <p>Striker plate for art. 96.270 Variation in centre distances: 36/50mm - specify in the order Dimensions 240 x 35 x 3 mm For 2 bolts</p> 	<p>94.276</p> <p>Nickel-plated</p> <p>Striker plate for art. 85.778/779 Dimensions 245 x 30 x 3 mm</p> 
<p>94.254</p> <p>Nickel-plated</p> <p>Striker plate for art. 52771 - 82771 - 84.431/771/971 - 85.771/971 85.97ELE - 3D771/773 Variation in centre distances: 28/37 mm - specify in the order Dimensions 356 x 35 x 3 mm</p> 	<p>94.261</p> <p>Bronze enamelled</p> <p>Screw fixed clasp striker plate for series serie 32 bar locks Dimensions 100 x 117 x 30 mm</p> 	<p>94.282</p> <p>Nickel-plated</p> <p>Zinc-plated</p> <p>Striker plate for art. 40.701/705 - 48.701/705 Dimensions 184 x 25 x 3 mm</p> 



<p>94.283</p> <p>Nickel-plated</p> <p>Striker plate for art. 40.711/741 Dimensions 264 x 25 x 3 mm</p> 	<p>94.304</p> <p>Zinc-plated</p> <p>Adjustable lower striker plate for art. 45.1170/1200 Dimensions 90 x 60 x 2.5 mm</p> 	<p>94.324A</p> <p>Nickel-plated</p> <p>Striker plate for art. 86.410/430-86.510/530 - 87.430 AUTOMATIC Dimensions 280 x 35 x 3 mm</p> 
<p>94.293</p> <p>Bronze enamelled</p> <p>Low striker plate for art. 20.507-30.406 Dimensions 152 x 33 x 30 mm</p> 	<p>94.310</p> <p>Black enamelled</p> <p>Adjustable striker plate for 35 series Dimensions 140 x 28 x 32 mm</p> 	<p>94.326</p> <p>Nickel-plated</p> <p>Striker plate for latchbolt 86 series Dimensions 80 x 35 x 3 mm</p> 
<p>94.293A</p> <p>Bronze enamelled</p> <p>High striker plate for art. 20.507-30.406 Dimensions 152 x 33 x 45 mm</p> 	<p>94.311</p> <p>Black enamelled</p> <p>Adjustable built-in striker plate for 35 series Dimensions 230 x 45 x 3 depth 25 mm</p> 	<p>94.327</p> <p>Nickel-plated</p> <p>Adjustable striker plate for latchbolt Dimensions 50 x 35 x 3 Hole 32 x 22 mm</p> 
<p>94.296</p> <p>Nickel-plated</p> <p>Striker plate for art. 54.777/788 - 84.988 - 85.788 - 3D.788/798 Variation in centre distances: 28/37 mm - specify in the order Dimensions 187 x 35 x 3 mm</p> 	<p>94.312</p> <p>Black enamelled</p> <p>Upper adjustable striker plate for 35 series complete with M4x25 fixing screws Dimensions: 50 x 48 x 2.5 mm</p> 	<p>94.329</p> <p>Inox</p> <p>Striker plate for art. 47.105 Dimensions 195 x 25 x 3 mm</p> 
<p>94.299</p> <p>Brown enamelled</p> <p>Black enamelled</p> <p>Striker plate for art. 34.328/329/330/332/335 Dimensions 140 x 28 x 32 mm</p> 	<p>94.318</p> <p>Nickel-plated</p> <p>Striker plate for art. 85.120 - 85.140 Dimensions 360 x 26 x 3 mm</p> 	<p>94.330</p> <p>Inox</p> <p>Striker plate for art. 47.115 Dimensions 195 x 25 x 3 mm</p> 
<p>94.300</p> <p>Brown enamelled</p> <p>Black enamelled</p> <p>Striker plate for art. 34.328/329/330/332/335 Dimensions 140 x 60 x 32 mm</p> 	<p>94.322</p> <p>Nickel-plated</p> <p>Guide face plate for latchbolt Ø 20 Dimensions 40 x 34 x 3 mm</p> 	<p>94.331</p> <p>Inox</p> <p>Striker plate for art. 47.205 Dimensions 195 x 25 x 3 mm</p> 


<p>94.332</p> <p>Inox</p> <p>Striker plate for art. 47.215 Dimensions 195 x 25 x 3 mm</p> 	<p>94.341</p> <p>Inox</p> <p>Striker plate for art. 96.205 Dimensions 175 x 25 x 3 mm</p> 	<p>94.347D/S</p> <p>Nickel-plated</p> <p>Striker plate for art. 85.991 with grip Dimensions 356 x 35 x 3 mm The item is supplied left or right-hand (specify in the order)</p> 
<p>94.333</p> <p>Inox</p> <p>Striker plate for art. 47.305 Dimensions 195 x 25 x 3 mm</p> 	<p>94.342</p> <p>Nickel-plated</p> <p>Striker plate for art. 52J520/535 - 54J937/940 - 82.525/535 84.520/535/787 - 3D.535/537 3D.937/347 Variation in centre distances: 28/37mm - specify in the order Dimensions 230 x 35 x 3 mm</p> 	<p>94.348</p> <p>Nickel-plated</p> <p>Striker plate for art. XT with magnetic door status sensor. Variation in centre distance: 28/37 Specify in the order Dimensions 356x35x3 mm</p> 
<p>94.334</p> <p>Inox</p> <p>Striker plate for art. 96.105 Dimensions 175 x 25 x 3 mm</p> 	<p>94.343</p> <p>Nickel-plated</p> <p>Striker plate for art. 52J520/535 - 82.525/535 - 84.520/535 3D.535/537 Variation in centre distances: 28/37 mm - specify in the order Dimensions 350 x 35 x 3 mm</p> 	<p>94.349</p> <p>Nickel-plated</p> <p>Striker plate for locks XT with door status sensor for contact. Variation in centre distance 28/37 mm - specify in the order Dimensions 356x35x3 mm</p> 
<p>94.335D/S</p> <p>Black enamelled</p> <p>Adjustable striker plate For locks art. 30.E10/E12/E30/E32 The article is supplied left or right- hand (specify in the order) Dimensions 182 x 46 x 30 mm</p> 	<p>94.344</p> <p>Black enamelled</p> <p>Striker plate for art. 34.329 Dimensions 147 x 24 x 3 mm</p> 	<p>94.370</p> <p>Nickel-plated</p> <p>Spacer for striker plate art. 94.104 Dimensions 288 x 30 x 2 mm</p> 
<p>94.337</p> <p>Nickel-plated</p> <p>Striker plate for art. 40.802/856 Dimensions 184 x 25 x 3 mm</p> 	<p>94.345</p> <p>Nickel-plated</p> <p>Striker plate for art. 54J935/939 - 84.785/786 - 3D.935/945 Variation in centre distances 28/37 mm - specify in the order Dimensions 335 x 35 x 3 mm</p> 	<p>94.372</p> <p>Nickel-plated</p> <p>Striker plate for art. 85.125 e 85.145 Dimensions 360 x 26 x 3 mm</p> 
<p>94.340</p> <p>Black enamelled</p> <p>Fixed striker plate for 35 series Dimensions 172 x 22 x 3 mm</p> 	<p>94.346</p> <p>Nickel-plated</p> <p>Striker plate for art. 96.371/I with grip Dimensions 240 x 35 x 3 mm</p> 	<p>94.373</p> <p>Nickel-plated</p> <p>Striker plate for art. 85.110 e 85.130 Dimensions 360 x 26 x 3 mm</p> 

<p>94.375A</p> <p>Nickel-plated</p> <p>Striker plate for art. 87.440 Dimensions 360 x 35 x 3 mm</p>	 <p>UNTIL STOCKS LAST</p>	<p>94.442</p> <p>Nickel-plated</p> <p>Face plate for art. 82.788 Dimensions mm 356 x 35 x 3</p>	
<p>94.398</p> <p>Zinc-plated</p> <p>Striker plate for art. 86 GOOUT Variation in centre distances 28/37 mm - specify in the order Dimensions 230 x 35 x 3 mm</p>		<p>94.443N</p> <p>Black</p> <p>Striker plate to apply for wooden doors for art. 37.300/320 Dimensions mm 154 x 68 x 29</p>	
<p>94.411</p> <p>Zinc-plated</p> <p>Striker plate for double HOOK locks art. 47.505/506 Dimensions 170 x 30 x 3 mm</p>	 	<p>94.444N</p> <p>Black</p> <p>Striker plate to apply for pvc doors for art. 37.300/320 Dimensions mm 154 x 68 x 32</p>	
<p>94.412</p> <p>Zinc-plated</p> <p>Striker plate for art. 96.506 Dimensions 135 x 30 x 3 mm</p>	 	<p>94.445N</p> <p>Black</p> <p>Upper striker plate for art. 37.300/320 Dimensions mm 50 x 29 x 2,5</p>	
<p>94.424</p> <p>Black</p> <p>Striker plate for art. 48.812/823 - 48.912/923 Dimensions 120 x 45 x 7 mm</p>			
<p>94.441</p> <p>Nickel-plated</p> <p>Face plate for art. 82.795 Dimensions mm 356 x 35 x 3</p>			

<p>94.010</p> <p>Fixing bracket pair for art. 96.030 Suitable with art. 94.027</p>		<p>94.027</p> <p>External fixing and protection plate for art. 96.030 Suitable with art. 94.010</p>		<p>94.099</p> <p>Welded plate for art. 84.389/396-85.589/595 Dimensions 135x264x4 mm</p>	
<p>94.020</p> <p>Internal clasp plates to fix art. 45.1170/1200 - 45.81170/81200 Suitable for art. 94.021</p>		<p>94.090</p> <p>Welded plate for series 36 - Astablock® e 49.110 Dimensions 134x104x4 mm</p>		<p>94.200</p> <p>Brown enamelled</p> <p>Striker plate spacer plate for series 20, 30, 38 Dimensions 147x50x2 mm</p>	
<p>94.021</p> <p>External fixing plates for art. 45.1170/1200 - 45.81170/81200 or protection suitable with art. 94.020. 2 plates dimensions 150x121x2 mm 1 plate dimensions 150x211x2 mm</p>		<p>94.093</p> <p>Welded plate for art. 96.251 - 96.086 Dimensions 100x124x4 mm</p>		<p>94.216</p> <p>Welded plate for Serrablinda art. 64.561/568 - 85.461/568 Dimensions 194x315x2 mm</p>	
<p>94.022</p> <p>External fixing and protection plate for art. 45.1170/1200 - 45.81170/81200 2 plates dimensions 95x161x2 mm 1 plate dimensions 95x251x2 mm</p>		<p>94.093</p> <p>Welded plate for art. 52.571/N571/K571/Y571 54.577/587 Dimensions 134x216x4 mm</p>		<p>94.316</p> <p>Welded plate for art. 52.571 - 84.371/571 - 85.371/571 Dimensions 132x216x4 mm Suitable with plates 94.317/353 for 52.571 Suitable with plate 94.354 for 84.371/571 85.371/571</p>	
<p>94.025</p> <p>Internal fixing plate for art. 45.750 Suitable with art. 94.026</p>		<p>94.095</p> <p>Welded plate for art. 54.589/593/595 Dimensions 134x264x4 mm</p>		<p>94.352</p> <p>Welded plate for art. 86.410/430-86.510/530 Dimensions 146x335x4 mm</p>	
<p>94.026</p> <p>External fixing and protection plate for art. 45.750 Suitable with art. 94.025</p>		<p>94.098</p> <p>Welded plate for art. 84.371/571-85.371/571 Dimensions 135x216x4 mm</p>		<p>94.365</p> <p>Welded plate for art. 52.J515 - 84.515 Dimensions 136x213x4 mm</p>	


<p>94.399D/S</p> <p>Connecting plate for fitting Astablock and art. 49.120 (XCode) on standard 52.571 locks etc. Dimensions 134x204 mm The item is supplied left or right-hand (specify in the order)</p>		<p>94.11108</p> <p>Zinc-plated</p> <p>Spacer thickness mm 2.5 for M6/M8 for Defender® Ø 50. Package of 25</p>		<p>94.603</p> <p>Zinc-plated</p> <p>Defender® internal fixing rose for cylinder with knob - thickness 4 mm. N.B. fitting on cylinders with inside length that does not exceed the door edge. Match escutcheon art. 95.403 Package of 10</p>	
<p>94.400D/S</p> <p>Connecting plate for fitting Astablock and art. 49.120 (XCode) on locks with upper latchbolt 52.505 etc. including bar shift plate Dimensions 134x195 mm The item is supplied left or right-hand (specify in the order)</p>		<p>94.11108/1</p> <p>Zinc-plated</p> <p>Spacer thickness mm 1 for M6/M8 for Defender® Ø 50. Package of 25</p>		<p>94.612</p> <p>Zinc-plated</p> <p>Defender® internal fixing rose for double cylinder - thickness 4 mm. Match escutcheon art. 95.404 Package of 10</p>	
<p>94.413</p> <p>Fixing plate for art. 38.328 Dimensions 135 x 54 x 2 mm N.B. For fixing the Defender to the plate use only countersunk screws.</p>		<p>94.1116</p> <p>Black</p> <p>Spacer thickness mm 4 - Defender® DF05. Dimensions : 90 x 65 mm Package of 10</p>		<p>94.613</p> <p>Zinc-plated</p> <p>Internal fixing plate center distance 26 mm Dim. 56 x 35 x4 mm Package of 10</p>	
	<p>94.1122</p> <p>Black</p> <p>Spacer thickness mm 4 - Defender® DF03 - DF07 Dimensions : 90 x 72 mm Package of 10</p>		<p>94.614</p> <p>Zinc-plated</p> <p>Internal plate for fixing Magnetic Defender DF430 / DF43D Dim. 74 x 56 x 3 mm</p>		
	<p>94.601..</p> <p>Defender® internal fixing rose for cylinder with knob Length 25/31/38/41 mm (specify in the order) Match escutcheon art. 95.403 Package of 10</p>				
	<p>94.602..</p> <p>Defender® internal fixing rose for double cylinder Length 25/31/38/41 mm (specify in the order) Match escutcheon art. 95.404 Package of 10</p>				

<p>94.030D/S</p> <p>Manganese steel plate for art. 52.571/N471/871 e 54.577/587/777/787 with side connections Dimensions 134x206x2 mm The item is supplied left or right-hand (specify in the order) For 52N471 RH request 94030ND</p>	 <p><i>RIGHT version</i></p>	<p>94.052D/S</p> <p>Manganese steel plate for art. 85.574 suitable for Defender® Top System (upper and lower hole). Dimensions 139x423x2 mm The item is supplied left or right-hand (specify in the order)</p>		<p>94.320</p> <p>Manganese steel plate for art. 85.371/571 - (hole Ø53) Suitable for Defender® Basic Dimensions 139x216x2 mm</p>	
<p>94.031</p> <p>Manganese steel plate for art. 52.571/577/587 e 52N471/N571/K571/Y571 with backset protection (hole Ø37) Dimensions 134x206x2 mm</p>		<p>94.053D/S</p> <p>Manganese steel plate for art. 85.371/571, suitable with Defender® Top System Dimensions 139x216x2 mm The item is supplied left or right-hand (specify in the order)</p>		<p>94.323</p> <p>Manganese steel plate for art. 52.571 - 54.587 Dimensions 134x206x2 mm</p>	
<p>94.033</p> <p>Manganese steel plate for art. 54.593/595 - 54K587/K597 - 54Y587/Y597 with backset protection (hole Ø37) Dimensions 134x254x2 mm</p>		<p>94.054D/S</p> <p>Manganese steel plate for art. 85.595 suitable for Defender® Top System (upper and lower hole). Dimensions 139x276x2 mm The item is supplied left or right-hand (specify in the order)</p>		<p>94.350D/S</p> <p>Manganese steel plate for art. 85.461 suitable for Defender® Top System. Dimensions 188x315x2 mm The item is supplied left or right-hand (specify in the order)</p>	
<p>94.035</p> <p>Manganese steel plate for art. 64.561 with backset protection (hole Ø37) Dimensions 183x305x2 mm</p>		<p>94.055D/S</p> <p>Manganese steel plate for art. 54.587 and 54.597 Suitable for Defender® Top System Dimensions 139x276x2 mm The item is supplied left or right-hand (specify in the order)</p>		<p>94.351D/S</p> <p>Manganese steel plate for art. 86.560 - 86.460 suitable for Defender® Top System. Dimensions 143x286x2 mm The item is supplied left or right-hand (specify in the order)</p>	
<p>94.036</p> <p>Protective manganese steel plate on the backset for art. 52.771 - 54.777/787 Dimensions 60x60x2 mm</p>		<p>94.057D/S</p> <p>Manganese steel plate for art. 54.587/597 with backset protection (upper hole Ø53) suitable for Defender® Top System (lower hole). Dimensions 139x276x2 mm The item is supplied left or right-hand (specify in the order)</p>		<p>94.353</p> <p>Manganese steel plate for art. 52.571 suitable for 94.316 Dimensions 91x100.5x2 mm</p>	
<p>94.051D/S</p> <p>Manganese steel plate for art. 54.584 with backset protection (upper hole Ø53) Suitable for Defender® Top System (lower hole). Dimensions 139x423x2 mm The item is supplied left or right-hand (specify in the order)</p>		<p>94.317</p> <p>Manganese steel plate for art. 52.571, with backset protection (hole Ø37) suitable for 94.316 Dimensions 100.5x91x2 mm</p>		<p>94.354</p> <p>Manganese steel plate for art. 85.571 suitable for Defender® Top System suitable for 94.316 Dimensions 91x91x2 mm</p>	


<p>94.357</p> <p>Manganese steel plate for art. 47.902 controlled by double cylinder Dimensions 33.5x500x2 mm</p>		<p>94.419</p> <p>Manganese steel plate for Serrablinda series 64/85 hole Ø56 mm Dimensions mm 130x130x2</p>	
<p>94.358</p> <p>Manganese steel plate for art. 47.902 controlled by half cylinder Dimensions 33.5x500x2 mm</p>		<p>94.420</p> <p>Manganese steel plate for art. 3D.571/571DR/571GR Dimensions mm 139x216x2</p>	 
<p>94.359</p> <p>Manganese steel plate for art. 84.515 suitable for Defender® Top System Dimensions 124x213x2 mm</p>		<p>94.421</p> <p>Manganese steel plate for art. 3D.587/588/597/598 Dimensions mm 139x276x2</p>	 
<p>94.360</p> <p>Manganese steel plate for art. 84.765 Dimensions 124x299x2 mm</p>		<p>94.422</p> <p>Manganese steel plate for art. 3D.515/517 Dimensions mm 139x216x2</p>	 
<p>94.361D/S</p> <p>Manganese steel plate for art. 54.Y915 e serie J suitable for Defender® Top System. Dimensions 140x299x2 mm The item is supplied left or right-hand (specify in the order)</p>		<p>94.423</p> <p>Manganese steel plate for art. 3D.915/917/925/927 Dimensions mm 139x276x2</p>	 
<p>94.371D/S</p> <p>Manganese steel plate for art. 36.258 suitable for Defender® Top System Dimensions 139x102x2 mm The item is supplied left or right-hand (specify in the order)</p>			


ESCUTCHEONS


95





safeguarding your security


95.066 D/S	
Finish	
Anod. gold	
Anod. bronze	
Internal escutcheon 110 x 90 mm for locks with interchangeable core The item is supplied left or right-hand (specify in the order)	


95.144..	
Finish	
Anod. bronze	
Brass	
External escutcheon 52 x 70 mm concave. For series 20 locks (except art. 20.501/511) series 50, 64 and art. 65.563/564. Available with depth 10/15 mm (specify). Package of 10	


95.144/4	
Finish	
Brass	
External escutcheon 52 x 70 mm concave depth 10 mm For locks art. 20.500/510/520/530/540/550 Package of 10	


95.144/5..	
Finish	
Anod. bronze	
Brass	
External escutcheon 52 x 70 mm concave For lock series 40, 41, 45, 52, 54, 62, 68, 72 and art. 20501/511 - 65100. Available with depth 10/15 mm (specify). Package of 10	


95.145	
Finish	
Chrome	
External escutcheon 54 x 54 mm concave depth 10 mm For pump cylinder \varnothing 30 mm Package of 10	


95.145/N	
Finish	
Chrome	
External escutcheon 54 x 54 mm concave depth 10 mm For pump cylinder \varnothing 34 mm Package of 10	


95.146..	
Finish	
Anod. silverr	
Anod. bronze	
Brass	
Hole cover escutcheon 52 x 64 mm (WITHOUT backset) Package of 10	

95.146/B	
Finish	
Brass	
keyhole cover barrel escutcheon 52 x 70 mm (WITHOUT backset) Package of 10	

95.147/4	
Finish	
Brass	
External escutcheon 52 x 64 mm For locks art. 20.500/510/520/530/540/550 Package of 10	

95.148..	
Finish	
Chrome	
Brass	
External escutcheon 52 x 64 mm For pump cylinder \varnothing 30 mm Package of 10	

95.148/N..	
Finish	
Chrome	
Brass	
External escutcheon 52 x 64 mm For pump cylinder \varnothing 34 mm Package of 10	

95.148/25	
Finish	
Brass	
Chrome	
PVD Gold	
External escutcheon 52 x 64 mm For pump cylinder \varnothing 25 mm Package of 10	

95.166..

Finish
Anod. silver
Anod. bronze
Brass
Chrome
Satin Chrome


Internal escutcheon **62 x 180 mm** for locks with core **compact** **Nucleo** **Nucleo** including plastic support, keyhole cover and 3 adaptor rings for handles Ø 15.5-16.5-18.5 mm
Package of 5



95.168..

Finish
Anod. silver
Anod. bronze
Brass
Chrome
Satin Chrome

Internal escutcheon **62 x 180 mm** concave depth 10 mm for locks with core **compact** **Nucleo** **Nucleo** including plastic support, keyhole cover and 3 adaptor rings for handles Ø 15.5-16.5-18.5 mm
Package of 5



95.169..

Finish
Anod. silver
Anod. bronze
Brass
Chrome
Satin Chrome

Internal escutcheon **mm 62 x 180** for locks with core **compact** **Nucleo** **Nucleo** including plastic support and keyhole cover **WITHOUT HANDLE HOLE**
Package of 5



95.170..

Finish
Anod. silver
Anod. bronze
Brass
Chrome
Satin Chrome


Escutcheon **62 x 180 mm** for **Europrofile** cylinder locks with Ø 50 Defender hole and handle hole centre distance 85 mm including plastic support, fixed knob ring and 3 adaptor rings for handles Ø 15.5-16.5-18.5 mm
Package of 5



95.171..

Finish
Anod. silver
Anod. bronze
Brass
Chrome
Satin Chrome


Escutcheon **62 x 180 mm** for **Europrofile** cylinder locks with Ø 50 Defender hole, including plastic support **WITHOUT HANDLE HOLE**
Package of 5



95.172..

Finish
Anod. silver
Anod. bronze
Brass
Chrome
Satin Chrome


Escutcheon **62 x 180 mm** for **Europrofile** cylinder locks with handle hole centre distance Ø 85 including plastic support and 3 adaptor rings for handles Ø 15.5-16.5-18.5 mm
Package of 5



95.173..

Finish
Anod. silver
Anod. bronze
Brass
Chrome
Satin Chrome


Escutcheon **62 x 180 mm** for **Europrofile** cylinder lock including plastic support **WITHOUT HANDLE HOLE**.
Package of 5



95.174..

Finish
Anod. silver
Anod. bronze
Brass
Chrome
Satin Chrome


Escutcheon **62 x 180 mm** for **Europrofile** cylinder locks with Ø 17 mm hole and handle hole centre distance 85 mm including plastic support and 3 adaptor rings for handles Ø 15.5-16.5-18.5 mm
Package of 5







95.175..



Finish
Anod. silver
Anod. bronze
Brass
Chrome
Satin Chrome



Escutcheon **62 x 180 mm** for **Europrofile** cylinder locks with Ø 17 mm hole, including plastic support **WITHOUT HANDLE HOLE**.
Package of 5







<h2>95.214..</h2>	
Finish	
Anod. bronze	
Brass	
Internal escutcheon 52 x 64 mm with keyhole cover. For series 20 locks (except art. 20.501/511) series 50, 64 and art. 65.563/564. Package of 10	



<h2>95.214/B..</h2>	
Finish	
Anod. bronze	
Brass	
Internal barrel escutcheon 52 x 70 mm with keyhole cover. For series 20 locks (except art. 20.501/511) series 50, 64 and art. 65.563/564. Package of 10	



<h2>95.215..</h2>	
Finish	
Anod. bronze	
Brass	
External escutcheon 52 x 64 mm For series 20 locks (except 20.501/511) series 50, 64 and art. 65.563/564. Package of 10	



<h2>95.215/B..</h2>	
Finish	
Anod. bronze	
Brass	
External barrel escutcheon 52 x 70 mm . For series 20 locks (except art. 20.501/511) series 50, 64 and art. 65.563/564. Package of 10	



<h2>95.215CS..</h2>	
Finish	
Anod. bronze	
Brass	
External escutcheon 52 x 64 mm for folding or telescopic key. Package of 10	



<h2>95.221</h2>	
Finish	
Brass	
External escutcheon 52 x 64 mm with \varnothing 9 mm hole for pointed key art. 92.103 Package of 10	



<h2>95.222</h2>	
Finish	
Brass	
Internal escutcheon 52 x 64 mm with \varnothing 9 mm hole with keyhole cover for pointed key art. 92103 Package of 10	

<h2>95.223..</h2>	
Finish	
Anod. black	
Anod. bronze	
Brass	
Chrome	
External escutcheon 52 x 64 mm For lock series 40, 41, 45, 52, 54, 62, 68, 72 and art. 20.501 - 65.100 - Package of 10	

<h2>95.223/B..</h2>	
Finish	
Anod. bronze	
Brass	
External barrel escutcheon 52 x 70 mm . For lock series 40, 41, 45, 52, 54, 62, 68, 72 and art. 20.501/511 - 65.100 Package of 10	

<h2>95.224..</h2>	
Finish	
Anod. black	
Anod. bronze	
Brass	
Chrome	
Internal escutcheon 52 x 64 mm with keyhole cover. For lock series 40, 41, 45, 52, 54, 62, 68, 72 and art. 20.501/511 - 65.100. Package of 10	

<h2>95.224/B..</h2>	
Finish	
Anod. bronze	
Brass	
Internal barrel escutcheon 52 x 70 mm with keyhole cover. For lock series 40, 41, 45, 52, 54, 62, 68, 72 and art. 20.501/511 - 65.100. Package of 10	

<h2>95.225</h2>	
Finish	
Brass	
External + internal escutcheon pair Dimensions 42 x 56 mm For locks series 41 Package of 10 pairs	

<h2>95.246..</h2>	
Finish	
Anod. silver	
Anod. bronze	
Brass	
Hole cover escutcheon 52 x 70 mm with plastic support Package of 10	

<h2>95.247..</h2>	
Finish	
Anod. silver	
Anod. bronze	
Brass	
Hole cover escutcheon 65 x 90 mm with plastic support Package of 10	

<h2>95.248..</h2>	
Finish	
Chrome	
Brass	
PVD Gold	
External escutcheon 52 x 70 mm with plastic support for pump cylinder Ø 30 mm Package of 10	

<h2>95.248/N..</h2>	
Finish	
Chrome	
Brass	
PVD Gold	
External escutcheon 52 x 70 mm with plastic support for pump cylinder Ø 34 mm Package of 10	

<h2>95.248/25..</h2>	
Finish	
Chrome	
Brass	
PVD Gold	
External escutcheon 52 x 70 mm with plastic support for pump cylinder Ø 25 mm Package of 10	

<h2>95.248/26</h2>	
Finish	
PVD Gold	
Brass	
Chrome	
External escutcheon 52 x 70 mm with plastic support for pump cylinder Ø 26 mm Package of 10	

<h2>95.248/35..</h2>	
Finish	
Chrome	
Brass	
PVD Gold	
External escutcheon 52 x 70 mm with plastic support for pump cylinder Ø 35 mm Package of 10	

<h2>95.281</h2>	
Finish	
Zinc-plated	
Brass	
Chrome	
Iron escutcheon 40 x 56 mm For lock series 40, 41, 45, 52, 54, 62, 68, 72 and art. 20.501/511 -65.100 Package of 10	

<h2>95.297..</h2>	
Finish	
Anod. bronze	
Brass	
Chrome	
Escutcheon 52 x 64 mm for Europrofile cylinder. Package of 10	

<h2>95.297/B..</h2>	
Finish	
Anod. bronze	
Brass	
Chrome	
Barrel escutcheon 52 x 70 mm for Europrofile cylinder. Package of 10	

<h2>95.298..</h2>	
Finish	
Anod. bronze	
Brass	
Chrome	
Escutcheon pair 52 x 64 mm internal + external. For series 20 locks (except art. 20.501/511) series 50, 64 and art. 65.563/564 Package of 10 pairs	

<h2>95.298/B..</h2>	
Finish	
Anod. bronze	
Brass	
Chrome	
Barrel escutcheon pair 52 x 70 mm internal + external. For series 20 locks (except art. 20.501/511) series 50, 64 and art. 65.563/564 Package of 10 pairs	

95.299..	
Finish	
Anod. silver	
Anod. bronze	
Brass Chrome	
<p>Escutcheon pair 52 x 64 mm internal + external. For lock series 40, 41, 45, 52, 54, 62, 68, 72 and art. 20.501/511 . Package of 10 pairs</p>	

95.299/B..	
Finish	
Anod. bronze	
Brass	
<p>Barrel escutcheon pair 52 x 70 mm internal + external. For lock series 40, 41, 45, 52, 54, 62, 68, 72 and art. 20.501/511 Package of 10 pairs</p>	

95.301..	
Finish	
Anod. bronze	
Brass	
<p>External flat escutcheon Ø 81 mm with Ø 50 mm hole. For locks 36.255/256, series 62, 45.750/1170/1200 and on Defender® Ø 50 protections Package of 10</p>	

95.302..	
Finish	
Anod. bronze	
Brass	
<p>External escutcheon Ø 81 mm concave depth 10 mm with Ø 50 mm hole For locks art.36.255/256, series 62, 45.750/1170/1200 and on Defender® Ø 50 protections Package of 10</p>	

95.305..	
Finish	
Anod. bronze	
Brass	
<p>Internal flat escutcheon Ø 81 mm For Serrablocca locks art. 62.643-648-653-658 Package of 10</p>	

95.306..	
Finish	
Anod. bronze	
Brass	
<p>External escutcheon 70 x 208 mm double concave depth 8 mm, with Ø 50 mm hole For Serrablocca locks art.62.643/648/653/658</p>	

95.307		
Finish		
Brass		
<p>Internal escutcheon Ø 81 mm concave depth 15 mm. For lock series 40, 41, 45, 52, 54, 62, 68, 72 and art. 20.501/511 - 65.100. Package of 10</p>		

95.308..	
Finish	
Anod. bronze	
Brass	
<p>External flat barrel escutcheon 60 x 70 mm with Ø 50 mm hole For locks art.36.255/256, series 62, 45.750/1170/1200 and on Defender® Ø 50 protections Package of 10</p>	

95.313		
Finish		
Brass		
<p>External escutcheon 56 x 76 mm concave depth 11 mm with Ø 34 mm hole For locks art. 36.265/266 - series 62 Package of 10</p>		

95.314..	
Finish	
Anod. silver	
Anod. bronze	
Brass	
<p>Internal escutcheon 52 x 70 mm including plastic support and keyhole cover for locks series 20 (except art. 20.501/511) series 50, 64 and art. 65.563/564 - package of 10</p>	

95.315..	
Finish	
Anod. silver	
Anod. bronze	
Brass	
<p>External escutcheon 52 x 70 mm including plastic support for locks series 20 (except art. 20.501/511) series 50, 64 and art. 65.563/564 - package of 10</p>	

95.315/CS..	
Finish	
Satin Chrome	
Anod. bronze	
Brass	
<p>External escutcheon 52 x 70 mm with plastic support for folding keys and telescopic flip keys Package of 10</p>	

95.315/CT..

Finish	
Satin Chrome	
Anod. bronze	
Brass	

External escutcheon **52 x 70 mm** with plastic support for type 5 telescopic flip key
Package of 10

95.316

Finish	
Brass	

Flat escutcheon **mm 52 x 70** hole \varnothing 35 mm.
Package of 10

95.316/26

Finish	
Brass	

Flat escutcheon **mm 52 x 70** hole \varnothing 26 mm.
Package of 10

95.316/42..

Finish	
PVD Gold	
Satin Chrome	

Flat escutcheon **mm 52 x 70** hole \varnothing 42 mm.
Package of 10

95.317..

Finish	
Anod. bronze	
Brass	

Flat escutcheon **\varnothing 81 mm** for Europrofile cylinder
Package of 10

95.321..

Finish	
Anod. silver	
Anod. bronze	
Satin Chrome	

External escutcheon **52 x 70 mm** with \varnothing 9.5 mm hole, with plastic support
Package of 10

95.322..

Finish	
Anod. silver	
Anod. bronze	
Brass	

External escutcheon **52 x 70 mm** with \varnothing 9.5 mm hole, with plastic support for GORILLA® series
Package of 10

95.323..

Finish		
Anod. silver	Satin Chrome	
Anod. bronze	Anod. Black	
Brass	PVD Gold	
Chrome		

External escutcheon **52 x 70 mm** with plastic support. For lock series 20, 40, 41, 45, 52, 54, 62, 68, 72 and art. 65100
Package of 10

95.324..

Finish		
Anod. silver	Satin Chrome	
Anod. bronze	Anod. Black	
Brass	PVD Gold	
Chrome		

Internal escutcheon **52 x 70 mm** with plastic support and keyhole cover. For lock series 20, 40, 41, 45, 52, 54, 62, 68, 72 and art. 65100. **Package of 10**

95.344..

Finish	
Chrome	
Brass	

External concave escutcheon **65 x 90 mm** with plastic support. For series 20 locks (except art. 20.501/511) series 50, 64 and art. 65.563/564. Available with depth 10/15 mm (specify).
Package of 10

95.344/4 e 5..

Finish	
Chrome	
Brass	

External concave escutcheon **65 x 90 mm** with plastic support. For series 20 locks (except art. 20.507/537) and series 40, 41, 45, 52, 54, 62, 68, 72 Available with depth 10/15 mm (Specify).
Package of 10

95.345..

Finish	
Chrome	
Brass	
PVD Gold	

External concave escutcheon **65 x 90 mm** depth 10 mm, \varnothing 30 mm hole, with plastic support
Package of 10

95.345/34..

Finish	
Chrome	
Brass	
PVD Gold	

External concave escutcheon **65 x 90 mm** depth 10 mm, \varnothing 34 mm hole, with plastic support
Package of 10



95.345/25..

Finish	
Chrome	
Brass	
PVD Gold	


External concave escutcheon **65 x 90 mm** depth 10 mm, \varnothing 25 mm hole, with plastic support
Package of 10



95.396..

Finish	
Anod. silver	Chrome
Anod. bronze	Satin Chrome
Brass	


Drawn escutcheon **52 x 70 mm**, for Europrofile cylinder, with plastic support
Package of 10



95.397..

Finish	
Anod. silver	Satin Chrome
Anod. bronze	Anod. Black
Brass	PVD Gold
Chrome	


Escutcheon **52 x 70 mm** for Europrofile cylinder, with plastic support
Package of 10



95.403..

Finish	
Anod. silver	Chrome
Anod. bronze	Satin Chrome
Brass	Anod. Black


Internal escutcheon **65 x 90 mm** hole \varnothing 17 with plastic support.
 Suitable with roses art. 94.601/25/31/38/41-94.603
Package of 10



95.40312..

Finish	
Anod. silver	Chrome
Anod. bronze	Satin Chrome
Brass	


Internal escutcheon **65 x 90 mm** hole \varnothing 12 with plastic support.
 Suitable with roses art. 94.601/25/31/38/41-94.603
Package of 10



95.404..

Finish	
Anod. silver	Chrome
Anod. bronze	Satin Chrome
Brass	Anod. Black


Internal escutcheon **65 x 90 mm** for Europrofile cylinder screw cover, WITHOUT plastic support.
 Suitable with roses art. 94.602/25/31/38/41-94.612
Package of 10



95.405..

Finish	
Anod. silver	Satin Chrome
Anod. bronze	Anod. Black
Brass	


External escutcheon **65 x 90 mm** with plastic support.
 For Serrablocca locks 62.643/648/653/658 and lock series 52, 54
Package of 10



95.406..

Finish	
Anod. silver	Chrome
Anod. bronze	Satin Chrome
Brass	

Internal escutcheon **52 x 70 mm** with keyhole cover with plastic support.
 For lock series 20, 40, 41, 45, 52, 54, 62, 68, 72 and art. 65100 .
Package of 10



95.407..

Finish	
Anod. silver	Satin Chrome
Anod. bronze	Anod. Black
Brass	

Mostrina interna **mm 65 x 90** completa di supporto in plastica e copritoppa.
 Per serrature Serrablocca art.62.643/648/653/658 e su serrature serie 52, 54 - **Conf. da 10 pezzi**



95.416..

Finish	
Anod. silver	Chrome
Anod. bronze	Satin Chrome
Brass	Anod. Black

Drawn escutcheon **65 x 90 mm**, for Europrofile cylinder, with plastic support.
Package of 10

95.417..

Finish	
Anod. silver	Chrome
Anod. bronze	Satin Chrome
Brass	Anod. Black

Escutcheon **65 x 90 mm** for Europrofile cylinder, with plastic support.
Package of 10

95.418..

Finish	
Anod. silver	Chrome
Anod. bronze	Satin Chrome
Brass	Anod. Black

Escutcheon **65 x 90 mm** for Europrofile cylinder, with knob (hole Ø 9.5 mm) with plastic support.
Package of 10

95.420

Finish	
Black	

External/internal escutcheon **mm 32 x 75 x 8.5** including metal support for series **32, 37, 47**
Package of 10

95.421

Finish	
Black	

Internal escutcheon **mm 32 x 75 x 8.5** including **special** metal support for art. **47.902**
Package of 10

95.422D/S..

Finish	
Anod. silver	
Anod. bronze	

Internal escutcheon **119.5 x 92 mm special** spare for conversion of double-bitted locks with core to EUROPROFILE CYLINDER LOCK
 The item is supplied left or right-hand (specify in the order)
Package of 10

95.423..

Finish	
(BR) Bronze	(PV) PVD gold
(CR) Chrome	(AA) Silver satin
(OT) Brass	(CS) Satin. chrome

Internal/external escutcheon **70 x 95 x 15 mm** for Europrofile cylinder.
 Central body in black or gray finish.
 Add **G** for gray insignia to the code.

95.424..

Finish	
(BR) Bronze	(PV) PVD gold
(CR) Chrome	(AA) Silver satin
(OT) Brass	(CS) Satin. chrome

External escutcheon **70 x 95 x 15 mm** with Ø 50 mm hole for Defender®.
 Central body in black or gray finish.
 Add **G** for gray insignia to the code.

95.428

Finish	
Black enamelled	

Internal escutcheon **mm 32 x 75 x 8.5** including **special** metal support for series **32**
Package of 10

95.428/P

Finish	
Black enamelled	

Internal escutcheon **mm 32 x 75 x 8.5** including **special** metal support for cylinders with knob for series **32**
Package of 10

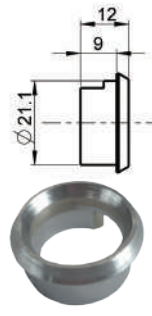
95.429/P

Finish
Black enamelled
Internal escutcheon mm 32 x 75 x 8.5 with metal support for cylinders with knob for series 37, 47 Package of 10




95.430 NI

Finish
Nickel-plated
Internal escutcheon for PVC doors Package of 25




95.442D/S

Finish
Anod. bronze
Internal escutcheon 130 x 150 mm complete with screws for series 38 locks with latchbolt. The item is supplied left or right-hand (specify in the order) Package of 10




95.447..

Finish	
Anod. silver	Satin Chrome
Anod. bronze	Anod. Black
Brass	PVD Gold
Chrome	
External escutcheon 65 x 90 mm with plastic support with hole for Defender® Ø 50 mm. Package of 10	





95.500..

Finish	
Anod. silver	Satin Chrome
Anod. bronze	Anod. Black
Brass	PVD Gold
Chrome	
Cover Defender® TOP SYSTEM - BASIC - T.ZETA - B.ZETA-C3D Package of 10	





95.446..

Finish
(OT) Brass
(PV) PVD gold
(CS) Satin. chrome
EXTERNAL escutcheon diam. 25 mm - sp. 3 mm 15 mm panel hole - 7 mm thickness Package of 1



95.501A0..

Finish
(OT) Brass
(PV) PVD gold
(CS) Satin. chrome
INTERNAL escutcheon 65 x 90 x 9 mm with plastic support HIGH concave (20 mm) keyhole cover Package of 1



95.501B0..

Finish
(OT) Brass
(PV) PVD gold
(CS) Satin. chrome
INTERNAL escutcheon 65 x 90 x 9 mm with plastic support LOW concave (10 mm) keyhole cover Package of 1



95.502A0..

Finish
(OT) Brass
(PV) PVD gold
(CS) Satin. chrome
EXTERNAL escutcheon 65 x 90 x 9 mm with plastic support HIGH concave (20 mm) Package of 1

95.502B0..

Finish
(OT) Brass
(PV) PVD gold
(CS) Satin. chrome
EXTERNAL escutcheon 65 x 90 x 9 mm with plastic support LOW concave (10 mm) Package of 1

95.503A0..

Finish	
Anod. silver	Satin Chrome
Anod. bronze	Anod. Black
Brass	PVD Gold
Chrome	

INTERNAL escutcheon **65 x 90 x 5 mm**
with plastic support
HIGH concave (20 mm)
keyhole cover - Package of 1

95.503B0..

Finish	
Anod. silver	Satin Chrome
Anod. bronze	Anod. Black
Brass	PVD Gold
Chrome	

INTERNAL escutcheon **mm 65 x 90 x 5**
with plastic support
LOW concave (10 mm)
keyhole cover - Package of 1

95.504A0..

Finish	
Anod. silver	Satin Chrome
Anod. bronze	Anod. Black
Brass	PVD Gold
Chrome	

EXTERNAL escutcheon **mm 65 x 90 x 5**
with plastic support
HIGH concave (20 mm)
Package of 1

95.504B0..

Finish	
Anod. silver	Satin Chrome
Anod. bronze	Anod. Black
Brass	PVD Gold
Chrome	

EXTERNAL escutcheon **65 x 90 x 9 mm**
with plastic support
LOW concave (10 mm)
Package of 1

95.506..

Finish	
Anod. silver	Satin Chrome
Anod. bronze	Anod. Black
Brass	PVD Gold
Chrome	

EXTERNAL escutcheon **mm 65 x 90 x 5**
with plastic support
Package of 1

95.507..

Finish	
Anod. silver	Chrome
Anod. bronze	Satin Chrome
Brass	

EXTERNAL escutcheon **mm 62 x 180 x 5**
with plastic support
LOW concave (10 mm)

95.508..

Finish	
Anod. silver	Chrome
Anod. bronze	Satin Chrome
Brass	

EXTERNAL escutcheon **mm 62 x 180 x 5**
with plastic support
HIGH concave (20 mm)

95.509..

Finish	
Anod. silver	Chrome
Anod. bronze	Satin Chrome
Brass	

INTERNAL escutcheon **mm 62 x 180 x 5**
with plastic support
LOW concave (10 mm) keyhole cover

95.510..

Finish	
Anod. silver	Chrome
Anod. bronze	Satin Chrome
Brass	

INTERNAL escutcheon **mm 62 x 180 x 5**
with plastic support
HIGH (prof. 20 mm) concave with keyhole cover

95.511..

Finish	
Anod. silver	Satin Chrome
Anod. bronze	Anod. black
Brass	PVD Gold
Chrome	

Escutcheon depth 18mm Defender® BASIC - C3D
Dimension **mm 90 x 72 x 18**
Package of 1

95.512..

Finish	
Anod. silver	Satin Chrome
Anod. bronze	Anod. black
Brass	PVD Gold
Chrome	

Escutcheon depth 22mm Defender® BASIC - C3D
Dimension **mm 90 x 72 x 22**
Package of 1

95.513..

Finish	
Anod. silver	Satin Chrome
Anod. bronze	Anod. black
Brass	PVD Gold
Chrome	

Escutcheon depth 27mm Defender® BASIC - C3D
Dimension **mm 90 x 72 x 27**
Package of 1

95.514..

Finish	
Anod. silver	Satin Chrome
Anod. bronze	Anod. black
Brass	PVD Gold
Chrome	

Defender® DF07/DF08 - C3D escutcheon
Dimension **mm 90 x 72**
Package of 1

95.515..

Finish	
Anod. silver	Satin Chrome
Anod. bronze	Anod. black
Brass	PVD Gold
Chrome	

Defender® DF17/DF18 - C3D escutcheon
Dimension **mm 90 x 65**
Package of 1

95.600

Finish
(OT) Brass
(PV) PVD gold
(CS) Satin. chrome

Rectangular escutcheon **65 x 90 mm**
complete with plastic support
for European cylinder.

95.601

Finish
(OT) Brass
(PV) PVD gold
(CS) Satin. chrome

Rectangular escutcheon **65 x 90 mm**
complete with plastic support
for cylinder with knob

95.603

Finish
(OT) Brass
(PV) PVD gold
(CS) Satin. chrome




Rectangular escutcheon **65 x 90 mm**
complete with plastic support
with hole for Defender® Ø 50 mm

95.604

Finish
(OT) Brass
(PV) PVD gold
(CS) Satin. chrome

Rectangular escutcheon **65 x 90 mm**
complete with plastic support
with hole for Defender® Ø 45 mm

UNTIL STOCKS LAST

<h1>95.614..</h1>		
Finish		
(BR) Anod. bronze	(PV) PVD gold	
(CR) Chrome	(AA) Anod. silver	
(OT) Brass	(CS) Satin. chrome	
<p>Rectangular escutcheon 68 x 94 x 7 mm complete with plastic support for cylinder with knob.</p>		
<h1>95.615..</h1>		
Finish		
(BR) Anod. bronze	(PV) PVD gold	
(CR) Chrome	(AA) Anod. silver	
(OT) Brass	(CS) Satin. chrome	
<p>Rectangular escutcheon 68 x 94 x 7 mm complete with plastic support for European cylinder.</p>		
<h1>95.616..</h1>		
Finish		
(BR) Anod. bronze	(PV) PVD gold	
(CR) Chrome	(AA) Anod. silver	
(OT) Brass	(CS) Satin. chrome	
<p>Rectangular escutcheon 68 x 94 x 7 mm complete with plastic support with hole for Defender® Ø 50 mm</p>		

SWITCHLOCKS SUPPLEMENTAL LOCKS OPENING LIMITERS FOR ARMOURED DOORS

MADE
IN
ITALY

96



safeguarding your security

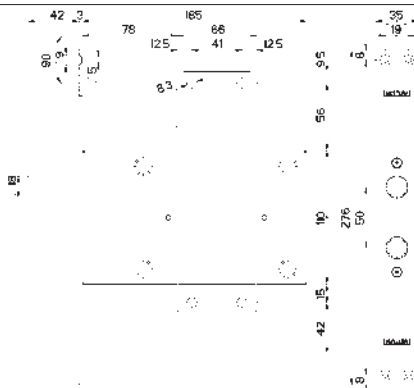
<h2>96.030</h2>		
<p>Switchlock for art. 45.750 Bar travel 28 mm Five-points bar travel 36 mm</p>		
<h2>96.143</h2>	<p>Finish Brown enamelled</p> <p>Switchlock for five-points rim locks series 20, 30 and for art. 52.572 (for armoured doors) Bar travel 17 mm Five-points bar travel 40 mm Including accessories.</p>	
<h2>96.145</h2>	<p>Finish Brown enamelled</p> <p>Switchlock for five-points rim locks series 38 Bar travel 17 mm Five-points bar travel 29 mm Including accessories.</p>	
<h2>96.076 with 2 bolts</h2>		
<p>Switchlock for armoured doors. Bolts travel mm 36, centre distance mm 28/37/50/53. Suitable with locks with bar travel 20 mm (max.) The item is supplied left or right-hand (specify in the order) Package of 10</p>	<h2>96.076/I with 2 bolts</h2>	
<p>Mortise-type switchlock for armoured doors. Bolts travel mm 36, centre distance mm 28/37/53. Suitable with locks with bar travel 20 mm (max.) The item is supplied left or right-hand (specify in the order) Package of 10</p>		

<p>96.086/1 with 1 bolt</p> <p>Switchlock for armoured doors with cover. Bolts travel 36 mm Suitable with locks with bar travel 20 mm (max.) The item is supplied left or right-hand (specify in the order) Package of 10</p>		
<p>96.086/2 with 2 bolts</p> <p>Switchlock for armoured doors with cover. Bolts travel mm 36, centre distance mm 37/50/53. Suitable with locks with bar travel 20 mm (max.) The item is supplied left or right-hand (specify in the order) Package of 10</p>		
<p>96.086/I with 2 bolts</p> <p>Mortise-type switchlock with cover for armoured doors. Bolts travel mm 36, centre distance mm 50/53. Suitable with locks with bar travel 20 mm (max.) The item is supplied left or right-hand (specify in the order) Package of 10</p>		
<p>96.086T/1 with 1 bolt</p> <p>Welded switchlock for armoured doors. Bolts travel 36 mm Suitable with locks with bar travel 20 mm (max.) The item is supplied left or right-hand (specify in the order) Package of 10</p>		
<p>96.086T/2 with 2 bolts</p> <p>Welded switchlock for armoured doors. Bolts travel mm 36, centre distance mm 53. Suitable with locks with bar travel 20 mm (max.) The item is supplied left or right-hand (specify in the order) Package of 10</p>		

<p>96.087 with 3 bolts</p> <p>Switchlock for armoured doors. Bolts travel mm 37, centre distance mm 56. Suitable with locks with bar travel 20 mm (max.) The item is supplied left or right-hand (specify in the order) Package of 10</p>		
<p>96.087/1 with 3 bolts</p> <p>Mortise-type switchlock for armoured doors. Bolts travel mm 37, centre distance mm 56. Suitable with locks with bar travel 20 mm (max.) The item is supplied left or right-hand (specify in the order) Package of 10</p>		
<p>96.087/2 with 2 bolts</p> <p>Switchlock for armoured doors. Bolts travel mm 37, centre distance mm 112. Suitable with locks with bar travel 20 mm (max.) The item is supplied left or right-hand (specify in the order) Package of 10</p>		
<p>96.241 with 1 bolt</p> <p>Pair of ambidextrous switchlocks for armoured doors. Bolt travel 24 mm Suitable for locks with bar travel 18 mm (max.)</p>		
<p>96.246 with 2 bolts</p> <p>Ambidextrous switchlock for armoured doors. Bolts travel mm 42, centre distance mm 50. Suitable for locks with bar travel 40 mm (max.) With fixing bushings and cover.</p>		

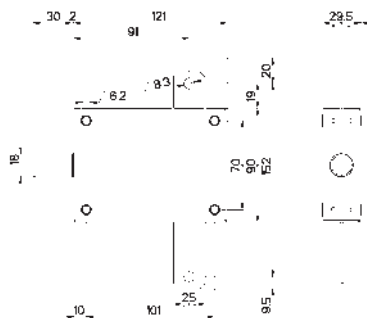
96.246/I with 2 bolts

Mortise-type ambidextrous switchlock for armoured doors.
Bolts travel mm 42, centre distance mm 50.
Suitable for locks with bar travel 40 mm (max.)
With cover.




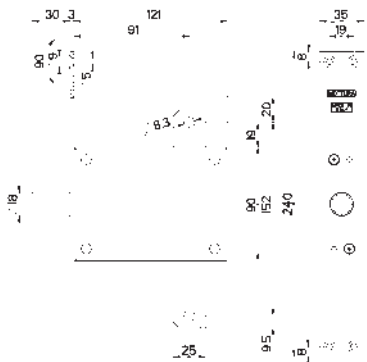
96.251/1 with 1 bolt

Ambidextrous switchlock for armoured doors.
Bolt travel 30 mm
Suitable for locks with bar travel 20 mm (max.)
With fixing bushings and cover
Tested according to EN 12209



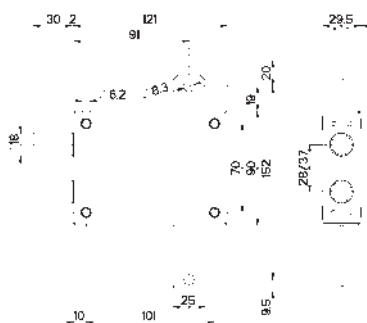
96.251/I with 1 bolt

Mortise-type ambidextrous switchlock for armoured doors.
Bolt travel 30 mm
Suitable for locks with bar travel 20 mm (max.)
With cover
Tested according to EN 12209




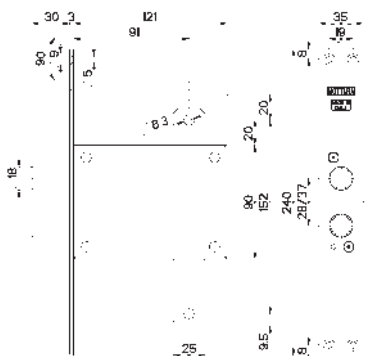
96.251/2 with 2 bolts

Ambidextrous switchlock for armoured doors.
Bolts travel 30 mm centre distance 28/37 mm
Suitable for locks with bar travel 20 mm (max.)
With fixing bushings and cover
Tested according to EN 12209



96.251/I2 with 2 bolts

Mortise-type ambidextrous switchlock for armoured doors.
Bolts travel 30 mm centre distance 28/37 mm
Suitable for locks with bar travel 20 mm (max.)
With cover
Tested according to EN 12209



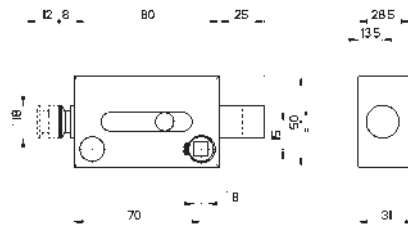
<h2>96.252 with 1 bolt</h2>		
<p>Switchlock for armoured doors. Bolt travel 20 mm Suitable with locks art. 84231/85231 1: Suitable for locks with bar travel 20 mm (max.) With fixing bushings and cover.</p>	<h2>96.252/I with 1 bolt</h2>	
<p>Mortise-type switchlock for armoured doors. Bolt travel 20 mm Suitable with locks art. 84431/85431 Suitable for locks with bar travel 20 mm (max.) With cover</p>	<h2>96.252/37 with 2 bolts</h2>	
<p>Switchlock for armoured doors. Bolt travel 20 mm centre distance 37 mm Suitable with locks art. 84231/85231 Suitable for locks with bar travel 20 mm (max.) With fixing bushings and cover.</p>	<h2>96.252/37I with 2 bolts</h2>	
<p>Mortise-type switchlock for armoured doors. Bolt travel 20 mm centre distance 37 mm Suitable with locks art. 84431/85431 Suitable for locks with bar travel 20 mm (max.) With cover</p>	<h2>96.253</h2>	
<p>Switchlock for Serrablinda five-points locks art. 64.562/569 - 85.462 Bar travel 40 mm Five-points bar travel 40 mm</p>		

<p>96.265 with 1 bolt</p> <p>Switchlock for armoured doors Bolt travel 40 mm Suitable for locks with bar travel from 20 to 40 mm The item is supplied right-hand (high right or low left) or left-hand (high left or low right) (specify in the order)</p>		
<p>96.265/N with 1 bolt</p> <p>Switchlock for armoured doors Bolt travel 40 mm Suitable for locks with bar travel from 20 to 40 mm The item is supplied right-hand (high right or low left) or left-hand (high left or low right) (specify in the order)</p>		
<p>96.270 with 2 bolts</p> <p>Switchlock for armoured doors "MM profile" bolts Bolts travel 36 mm centre distance 36/50 mm Bar travel 20 mm Suitable for locks art. 87.430/440 With cover. The item is supplied left or right-hand (specify in the order) Package of 10</p>		
<p>96.272 with 1 bolt</p> <p>Ambidextrous switchlock for armoured doors "MM profile" bolt Bolt travel 30 mm - Bar travel 20 mm Suitable for locks art. 87.430/440 With fixing bushings and cover. Tested according to EN 12209 Package of 10</p>		
<p>96.273 with 1 bolt</p> <p>Ambidextrous switchlock for armoured doors. Bolt travel 30 mm - Bar travel 20 mm Suitable with locks art.87.430/440 mm With fixing bushings and cover. Tested according to EN 12209 Package of 10</p>		

<p>96.301/1 with 1 bolt</p> <p>Switchlock for armoured doors with cover. For locks thickness 25 mm (85A series) Bolts travel 36 mm Suitable with locks with bar travel 20 mm (max.) The item is supplied left or right-hand (specify in the order) Package of 10</p>		
<p>96.301/I with 1 bolt</p> <p>Mortise-type switchlock with cover for armoured doors. For locks thickness 25 mm (85A series) Bolts travel 36 mm Suitable with locks with bar travel 20 mm (max.) The item is supplied left or right-hand (specify in the order) Package of 10</p>		
<p>96.301/2 with 2 bolts</p> <p>Switchlock for armoured doors with cover. For locks thickness 25 mm (85A series) Bolts travel 36 mm centre distance 28/37 mm. Suitable with locks with bar travel 20 mm (max.) The item is supplied left or right-hand (specify in the order) Package of 10</p>		
<p>96.301I/2 with 2 bolts</p> <p>Mortise-type switchlock with cover for armoured doors. For locks thickness 25 mm (85A series) Bolts travel 36 mm centre distance 28/37 mm. Suitable with locks with bar travel 20 mm (max.) The item is supplied left or right-hand (specify in the order) Package of 10</p>		
<p>96.302/2 with 2 bolts</p> <p>Switchlock for armoured doors with cover. For locks thickness 25 mm (85A series) Bolts travel 36 mm centre distance 50/53 mm. Suitable with locks with bar travel 20 mm (max.) The item is supplied left or right-hand (specify in the order) Package of 10</p>		


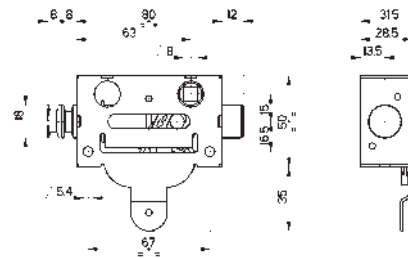
96.092

Opening limiter
activated by \square 8 square handle.
The item is supplied left or right-hand
(specify in the order)
The door holder is not included see series 99
Package of 10




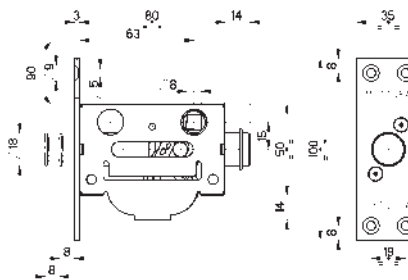
96.092/N

Opening limiter
activated by \square 8 square handle.
The item is supplied left or right-hand
(specify in the order)
The door holder is not included see series 99
Package of 10



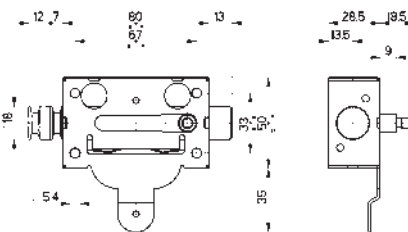
96.093/I

Mortise-type opening limiters
activated by \square 8 square handle.
Adjustable projection 8 mm.
The item is supplied left or right-hand
(specify in the order)
The door holder is not included see series 99
Package of 10



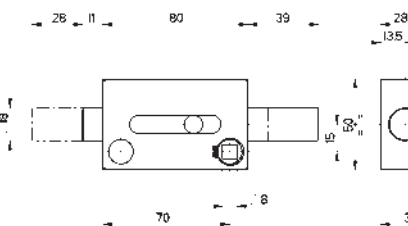
96.094

Knob operated
opening limiter.
The article is ambidextrous
The door holder is not included see series 99
Package of 10



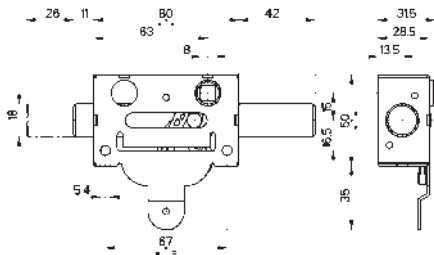
96.096

Secondary locking
activated by \square 8 square handle.
The item is supplied left or right-hand
(specify in the order)
Package of 10



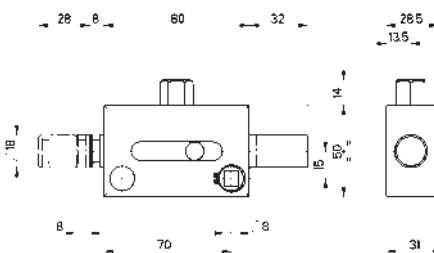
96.096/N

Secondary locking
activated by \sphericalangle 8 square handle.
The item is supplied left or right-hand
(specify in the order)
Package of 10



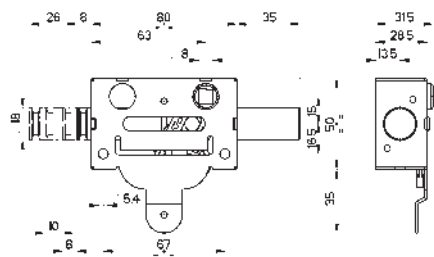
96.096+92

Secondary locking + Opening limiter
activated by \sphericalangle 8 square handle.
Adjustable projection 8 mm.
The item is supplied left or right-hand
(specify in the order)
The door holder is not included see series 99
Package of 10




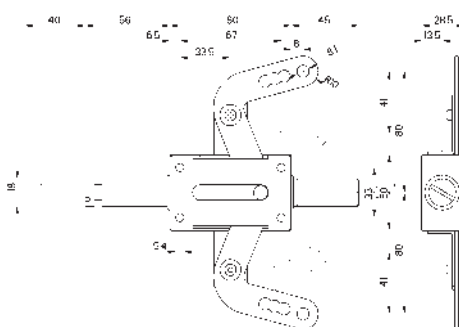
96.096+92N

Secondary locking + Opening limiter
activated by \sphericalangle 8 square handle.
Adjustable projection 8 mm.
The item is supplied left or right-hand
(specify in the order)
The door holder is not included see series 99
Package of 10



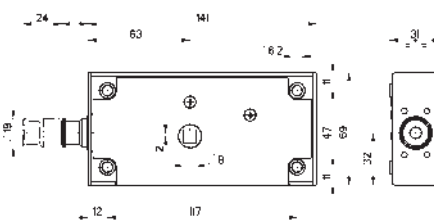
96.097

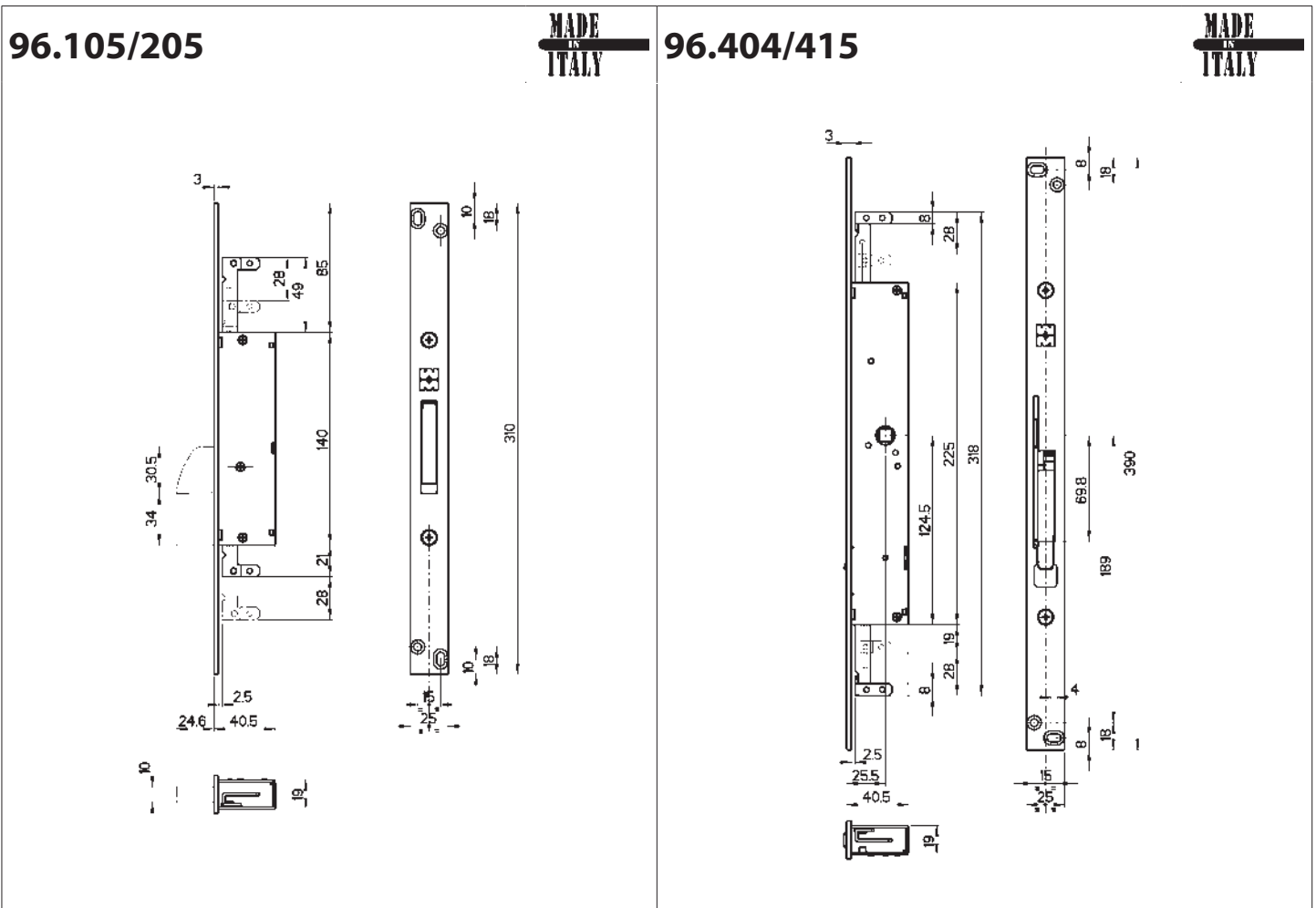
Fixed wing locking
for double-wing door
Package of 10



96.254

Secondary locking + Opening limiter
activated by \sphericalangle 8 square handle.
Adjustable projection
With fixing bushings and cover
The item is supplied left or right-hand
(specify in the order)
The door holder is not included see series 99
Package of 10



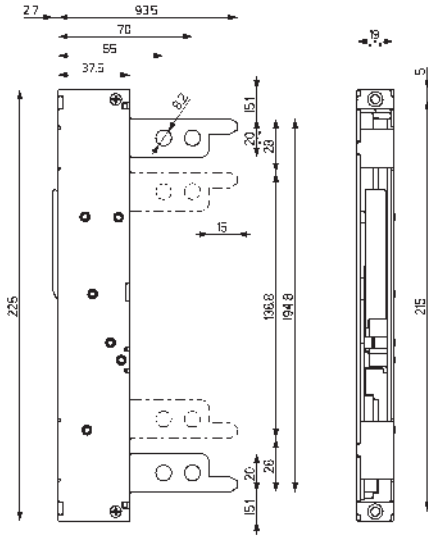


<h2 style="margin: 0;">96.105...</h2>		<p>Mortise-type or threaded bar fittings M6 art. 99237006 in plastic or M8 art. 99237008 metal specify in the order, Accessories NOT included</p>	
Code	Face plate finish		
96.105	Inox		
96.105M6	Inox		
96.105M8	Inox		
<p>Ambidextrous mortise-type switchlock Flat deadbolt Bolt travel 24 mm Bar travel 28 mm</p>			
<h2 style="margin: 0;">96.205...</h2>		<p>Mortise-type or threaded bar fittings M6 art. 99237006 in plastic or M8 art. 99237008 metal specify in the order, Accessories NOT included</p>	
Code	Face plate finish		
96.205	Inox		
96.205M6	Inox		
96.205M8	Inox		
<p>Ambidextrous mortise-type switchlock Hook deadbolt Bolt travel 24 mm Bar travel 28 mm</p>			

<h2>96.404...</h2>		<p>Mortise-type or threaded bar fittings M6 art. 99237006 in plastic or M8 art. 99237008 metal specify in the order, Accessories NOT included</p> <p>Until stocks last</p>							
<table border="1"> <thead> <tr> <th>Code</th> <th>Face plate finish</th> </tr> </thead> <tbody> <tr> <td>96.404</td> <td>Inox</td> </tr> <tr> <td>96.404M6</td> <td>Inox</td> </tr> <tr> <td>96.404M8</td> <td>Inox</td> </tr> </tbody> </table>	Code			Face plate finish	96.404	Inox	96.404M6	Inox	96.404M8
Code	Face plate finish								
96.404	Inox								
96.404M6	Inox								
96.404M8	Inox								
<h2>96.405...</h2>		<p>Mortise-type or threaded bar fittings M6 art. 99237006 in plastic or M8 art. 99237008 metal specify in the order, Accessories NOT included</p>							
<table border="1"> <thead> <tr> <th>Code</th> <th>Face plate finish</th> </tr> </thead> <tbody> <tr> <td>96.405</td> <td>Inox</td> </tr> <tr> <td>96.405M6</td> <td>Inox</td> </tr> <tr> <td>96.405M8</td> <td>Inox</td> </tr> </tbody> </table>	Code			Face plate finish	96.405	Inox	96.405M6	Inox	96.405M8
Code	Face plate finish								
96.405	Inox								
96.405M6	Inox								
96.405M8	Inox								
<h2>96.406...</h2>		<p>Mortise-type or threaded bar fittings M6 art. 99237006 in plastic or M8 art. 99237008 metal specify in the order, Accessories NOT included</p>							
<table border="1"> <thead> <tr> <th>Code</th> <th>Face plate finish</th> </tr> </thead> <tbody> <tr> <td>96.406</td> <td>Inox</td> </tr> <tr> <td>96.406M6</td> <td>Inox</td> </tr> <tr> <td>96.406M8</td> <td>Inox</td> </tr> </tbody> </table>	Code			Face plate finish	96.406	Inox	96.406M6	Inox	96.406M8
Code	Face plate finish								
96.406	Inox								
96.406M6	Inox								
96.406M8	Inox								
<h2>96.414...</h2>		<p>Mortise-type or threaded bar fittings M6 art. 99237006 in plastic or M8 art. 99237008 metal specify in the order, Accessories NOT included</p> <p>Until stocks last</p>							
<table border="1"> <thead> <tr> <th>Code</th> <th>Face plate finish</th> </tr> </thead> <tbody> <tr> <td>96.414</td> <td>Inox</td> </tr> <tr> <td>96.414M6</td> <td>Inox</td> </tr> <tr> <td>96.414M8</td> <td>Inox</td> </tr> </tbody> </table>	Code			Face plate finish	96.414	Inox	96.414M6	Inox	96.414M8
Code	Face plate finish								
96.414	Inox								
96.414M6	Inox								
96.414M8	Inox								
<h2>96.415...</h2>		<p>Mortise-type or threaded bar fittings M6 art. 99237006 in plastic or M8 art. 99237008 metal specify in the order, Accessories NOT included</p>							
<table border="1"> <thead> <tr> <th>Code</th> <th>Face plate finish</th> </tr> </thead> <tbody> <tr> <td>96.415</td> <td>Inox</td> </tr> <tr> <td>96.415M6</td> <td>Inox</td> </tr> <tr> <td>96.415M8</td> <td>Inox</td> </tr> </tbody> </table>	Code			Face plate finish	96.415	Inox	96.415M6	Inox	96.415M8
Code	Face plate finish								
96.415	Inox								
96.415M6	Inox								
96.415M8	Inox								

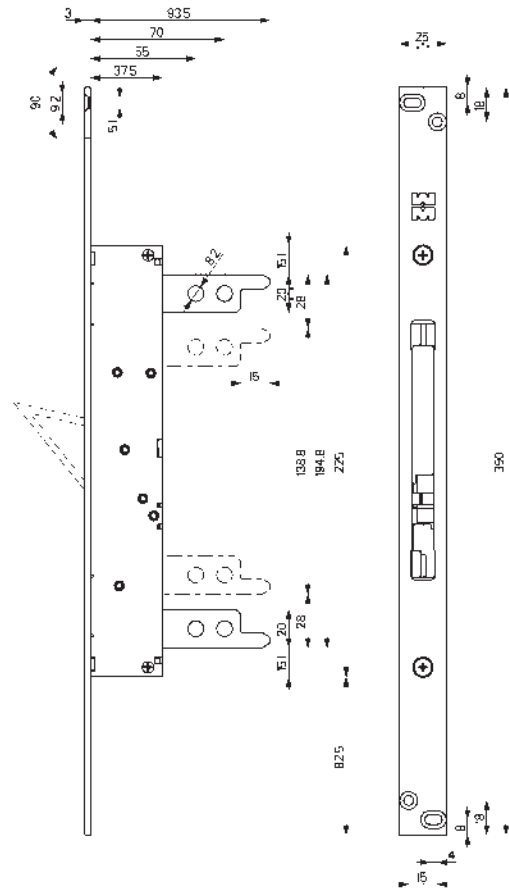
96.420

MADE
IN
ITALY



96.420/I

MADE
IN
ITALY



96.420

Locking for second wing
for armoured doors
Operated with retracting lever travel 180°.
Bar travel 28 mm
Accessories **NOT** included



96.420/I

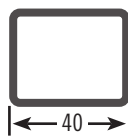
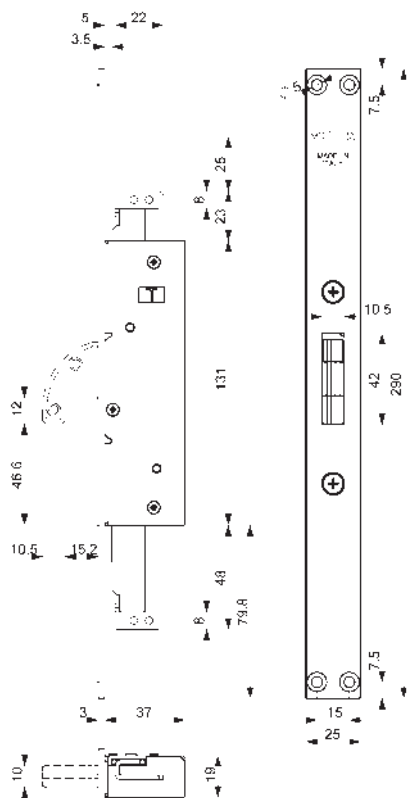
Face plate finish

Inox

Mortise-type locking for second wing
for armoured doors
Operated with retracting lever travel 180°.
Bar travel 28 mm
Accessories **NOT** included



96.504



MADE IN ITALY

96.504...

Article	Face plate finish
96.504	Zinc-plated
96.504M6	Zinc-plated
96.504M8	Zinc-plated

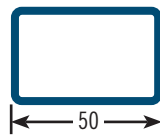
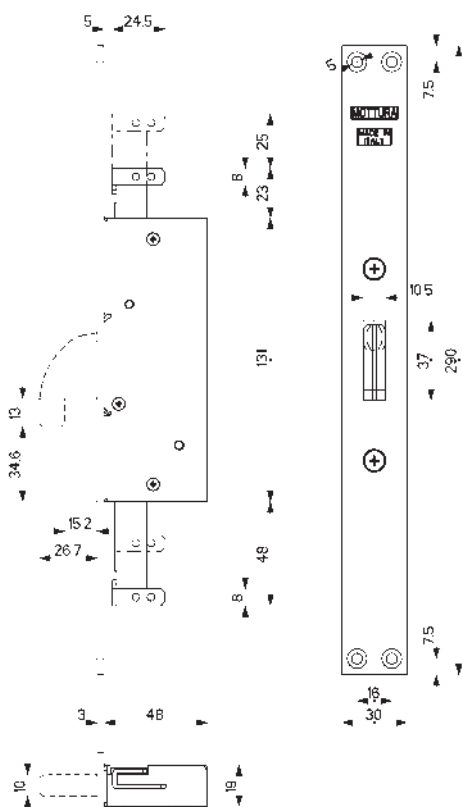
Ambidextrous mortise-type switchlock
(for DOUBLE hook locks 47503/504)
Deadbolt with automatic anti-lifting lock
Bolt travel mm 26
Bar travel mm 25
Face plates and striker plates in Zinc-plated finish

The article is REVERSIBLE

Mortise-type or threaded bar fittings
M6 art. 99237006 in plastic or
M8 art. 99237008 metal
specify in the order,
Accessories **NOT** included



96.506



MADE IN ITALY

96.506...

Article	Face plate finish
96.506	Zinc-plated
96.506M6	Zinc-plated
96.506M8	Zinc-plated

Ambidextrous mortise-type switchlock
(for DOUBLE hook locks 47505/506)
Deadbolt with automatic anti-lifting lock
Bolt travel mm 26
Bar travel mm 25
Face plates and striker plates in Zinc-plated finish

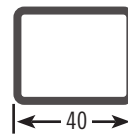
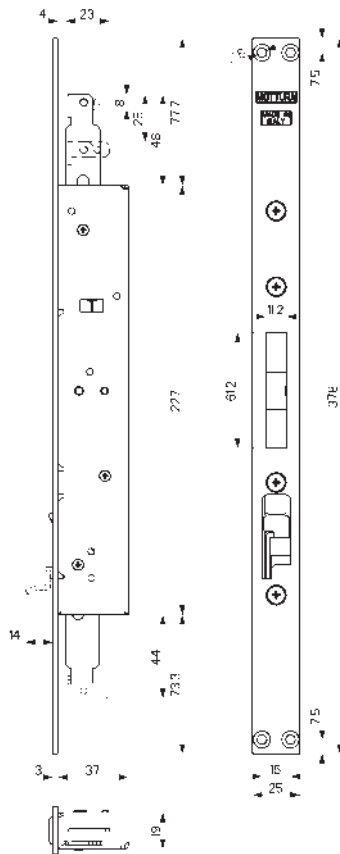
The article is REVERSIBLE

Mortise-type or threaded bar fittings
M6 art. 99237006 in plastic or
M8 art. 99237008 metal
specify in the order,
Accessories **NOT** included



96.503

MADE IN ITALY




96.503...

Article	Face plate finish
96.503	Zinc-plated
96.503M6	Zinc-plated
96.503M8	Zinc-plated

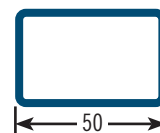
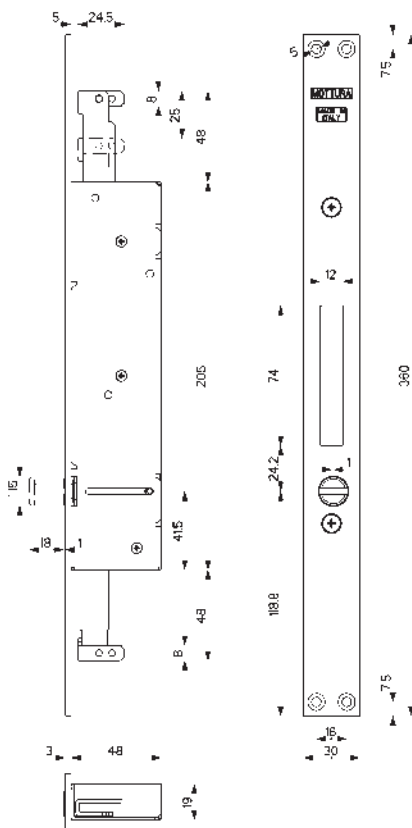
Locking for second wing for armoured doors
(For locks with DOUBLE HOOK 47504)
Operated by a retractable lever, positioned on the face plates.
Bars travel 25 mm
Face plates and striker plates in Zinc-plated finish
The article is REVERSIBLE

Mortise-type or threaded bar fittings
M6 art. 99237006 in plastic or
M8 art. 99237008 metal
specify in the order,
Accessories **NOT** included



96.505

MADE IN ITALY




96.505...

Article	Face plate finish
96.505	Zinc-plated
96.505M6	Zinc-plated
96.505M8	Zinc-plated

Locking for second wing for armoured doors
(For locks with DOUBLE HOOK 47505/506)
Powered by PIN screw placed on the faceplate.
Bars travel 25 mm
Face plates and striker plates in Zinc-plated finish

The article is REVERSIBLE

Mortise-type or threaded bar fittings
M6 art. 99237006 in plastic or
M8 art. 99237008 metal
specify in the order,
Accessories **NOT** included



ACCESSORIES

99








safeguarding your security

<p>99.066D/S</p> <p>Zinc-plated</p> <p>Plate (holes Ø6) + cylinder fastening screw for cylinder locks with Mottura fitting fixing. The item is supplied left or right-hand (specify in the order) Package of 10</p>		<p>99.101N5</p> <p>Bushing key guide 40 mm type 4 and 5 Available in various lengths (contact the company) The lock must be prearranged Package of 10</p>		<p>99.106</p> <p>Bushing key guide for REPLAY nucleus (art. 91074B/91075B) for locks with head key recoding series 52/54. Suitable with art. 99.104 Package of 10</p>	
<p>99.066D/SM8</p> <p>Zinc-plated</p> <p>Plate (holes Ø8) + cylinder fastening screw for cylinder locks with Mottura fitting fixing. The item is supplied left or right-hand (specify in the order) Package of 10</p>		<p>99.101V</p> <p>Bushing key guide 45 mm D.M. type Available in various lengths (contact the company) The lock must be prearranged Package of 10</p>		<p>99.107</p> <p>Internal/external plastic bushing guide key for REPLAY locks 52J/54J Available in various lengths from 5 to 30 mm (contact the company)</p>	
<p>99.067D/SM8</p> <p>Zinc-plated</p> <p>Plate (holes Ø8) + cylinder fastening screw for cylinder locks 25 mm thickness with Mottura fitting fixing. The item is supplied left or right-hand (specify in the order) Package of 10</p>		<p>99.101V5</p> <p>Bushing key guide 45 mm type 4 and 5 Available in various lengths (contact the company) The lock must be prearranged Package of 10</p>		<p>99.108</p> <p>Plate for key socket for 3DKey locks. Height 10 mm. Complete with 2 M3x12 UNI8113 screws.</p>	 
<p>99.070N</p> <p>Zinc-plated</p> <p>Cylinder fastening screws for 84 series locks with Mottura fitting fixing Package of 10</p>		<p>99.102</p> <p>Bushing key guide 40 mm Serrablocca type Available in various lengths (contact the company) Package of 10</p>		<p>99.110</p> <p>Black</p> <p>Internal and external key socket for 3DKey locks. Height mm 5. Complete with 2 M3x10 screws</p>	 
<p>99.088</p> <p>Zinc-plated</p> <p>Collar for Ø 18 mm bar for art. 45.853</p>		<p>99.104..</p> <p>Internal plastic bushing guide key 30 mm for REPLAY nucleus Suitable with art. 99.106 Available in various lengths (contact the company)</p>		<p>99.135</p> <p>Reversed latchbolt Specify in the order the article on which it is applied and the version, right-hand or left-hand</p>	
<p>99.101N</p> <p>Bushing key guide 40 mm D.M. type. Available in various lengths (contact the company) The lock must be prearranged Package of 10</p>		<p>99.105N</p> <p>Black enamelled</p> <p>Adjustable grip with 1 pin, projection 30 mm Grip dimensions 40 x 70 x 38 mm Striker plate dimensions 30 x 80 x 3 mm for series 35 Supplied in pairs</p>		<p>99.137</p> <p>Brown enamelled</p> <p>Black enamelled</p> <p>Chrome</p> <p>Bar shift plate for 30 mm bars Package of 10</p>	

<p>99.138/70</p> <p>Brown enamelled</p> <p>Black enamelled</p> <p>Chrome</p> <p>Bar shift plate for 70 mm bars Package of 10</p> 	<p>99.154</p> <p>Black enamelled</p> <p>Bar cover clasp for series 35 Package of 10</p> 	<p>99.168</p> <p>Nichel-plates</p> <p>Floor striker plate for Ø 14 mm bars travel 65 mm Depth 70 mm Package of 10</p> 
<p>99.138/100</p> <p>Brown enamelled</p> <p>Black enamelled</p> <p>Chrome</p> <p>Bar shift plate for 100 mm bars Package of 10</p> 	<p>99.162</p> <p>Black enamelled</p> <p>Collar for bars 10x20 mm for locks art. 35.370/383 and series 37 Package of 10</p> 	<p>99.181</p> <p>Nichel-plates</p> <p>Floor striker plate for bars Ø 10 mm Depth 28 mm Package of 10</p> 
<p>99.139</p> <p>Brown enamelled</p> <p>Black enamelled</p> <p>Chrome</p> <p>Bar shift plate for 150 mm bars Package of 10</p> 	<p>99.164</p> <p>Nichel-plates</p> <p>Floor striker plate with sprung closure for Ø 8 mm bars Depth 28 mm Package of 10</p> 	<p>99.182</p> <p>Nichel-plates</p> <p>Striker plate and bar collars for locks art. 40.705/40.741 Package of 10</p> 
<p>99.151</p> <p>Nichel-plates</p> <p>Floor striker plate for Ø 18 mm bars Depth 32 mm Package of 10</p> 	<p>99.165</p> <p>Nichel-plates</p> <p>Floor striker plate with sprung closure for Ø 10 mm bars Depth 28 mm Package of 10</p> 	<p>99.185</p> <p>Brown enamelled</p> <p>Chrome</p> <p>Built-in clasp for Ø 18 mm bars Built-in bracket length 140 x 20 mm Package of 10</p> 
<p>99.152</p> <p>Brown enamelled</p> <p>Black enamelled</p> <p>Chrome</p> <p>Zinc-plated</p> <p>Collar for Ø 18 mm bars Package of 10</p> <p>9862001 Plastic ring</p> 	<p>99.166</p> <p>Nichel-plates</p> <p>Floor striker plate with sprung closure for Ø 18 mm bars Depth 30 mm Package of 10</p> 	<p>99.185</p> <p>Brown enamelled</p> <p>Built-in clasp for Ø 18 mm bars Built-in bracket length 100 x 30 mm Package of 10</p>  <p>UNTIL STOCKS LAST</p>
<p>99.153</p> <p>Brown enamelled</p> <p>Black enamelled</p> <p>Chrome</p> <p>Clasp for bars Package of 10</p> 	<p>99.167</p> <p>Nichel-plates</p> <p>Floor striker plate for bars Ø 10 mm possible screw fixing Depth 24 mm Package of 10</p> 	<p>99.197</p> <p>Bar connector pin for "Astablock" Package of 10</p> 

<p>99.198PO</p> <p>Plastic knob for locks art. 30.601/30.651 - series 32/34 Package of 10</p>		<p>99.226</p> <p>Nichel-plates</p> <p>Floor striker plate for bars Ø 8 mm Depth 22 mm for locks art. 41.821/823/825 and series 34 Package of 10</p>		<p>99.255</p> <p>Pin-type bar shift plate for 30 mm bars for mortise-type lock series 52/54 - 64/84/85. Package of 10 pairs</p>							
<p>99.198/A</p> <p>Knob extension available from 20/30 mm specify in the order for locks art. 30.601/30.651 Package of 10</p>		<p>99.237_6/8</p> <p>Connector for M6/M8 threaded bar (specify in the order) for art. 40.705/40.757 for art. 41.820/41.825 for art. 47.105/47.305 Package of 10</p>	 <p>M6 M8</p>	<p>99.255/I</p> <p>Mortise-type bar shift plate for 30 mm bars for mortise-type series 52/54 - 64/84/85. Package of 10 pairs</p>							
<p>99.198/B</p> <p>Knob extension available from 20/30 mm specify in the order for locks art. 30.401/30.411 Package of 10</p>		<p>99.249</p> <p>Bar shift plate for 115 mm bars for Serrablinda locks art. 64.761/768 Package of 10 pairs</p>		<p>99.256</p> <p>Zinc-plated</p> <p>Spacer thickness 2.5 mm for TOP SYSTEM Ø 60 Defender®. Package of 25</p>							
<p>99.199</p> <p>Latchbolt knob extension available from 10/15/20/25/30 mm specify in the order Package of 10</p>		<p>99.250</p> <p>Bar shift plate for 115 mm bars for mortise-type locks series 52/54 - 84/85. Package of 10 pairs</p>		<p>99.257</p> <p>Bar guide pin Ø 8 mm Package of 10</p>							
<p>98.40002</p> <p>Plastic knob for latchbolt for 30/38 series Package of 10</p>		<p>99.251</p> <p>Bar shift plate/extension to connect Astablock, XCode to locks with 40 mm bar travel Package of 10</p>		<p>99.260</p> <p>Support 4 mm thickness for Defender® art. 94.921 for half cylinder controlled lock Fixing screws included.</p>	 <p>UNTIL STOCKS LAST</p>						
<p>99.218</p> <p>Bar shift plate for 65 mm bars for locks art. 50.735 Package of 10 pairs</p>		<p>99.253</p> <p>Bar shift plate/extension to connect Astablock, XCode to locks series 50.555 - 85.555 Package of 10</p>		<p>99.261..</p> <table border="1"> <thead> <tr> <th>Finish</th> <th>Length [mm]</th> </tr> </thead> <tbody> <tr> <td>Zinc-plated</td> <td>48</td> </tr> <tr> <td>Zinc-plated</td> <td>58</td> </tr> </tbody> </table> <p>Pair of wrench-resistant fixing screws for Defender® version with double cylinder. For tubulars 30x40 or 40x40 (specify in the order)</p>	Finish	Length [mm]	Zinc-plated	48	Zinc-plated	58	
Finish	Length [mm]										
Zinc-plated	48										
Zinc-plated	58										

<p>99.262..</p> <table border="1"> <thead> <tr> <th>Finish</th> <th>Length [mm]</th> </tr> </thead> <tbody> <tr> <td>Zinc-plated</td> <td>30</td> </tr> <tr> <td>Zinc-plated</td> <td>40</td> </tr> </tbody> </table> <p>Drilling template. For tubulars 30x40 or 40x40 (specify in the order)</p> 	Finish	Length [mm]	Zinc-plated	30	Zinc-plated	40	<p>99.295</p> <p>Black</p> <p>Plastic cylinder knob with \varnothing 8/10 mm shaft for 32 and 38 series Package of 10</p> 	<p>99.315</p> <p>Black</p> <p>Plastic release striker - thickness 5 mm for lock levers series 85A/86/87 Package of 10</p> 
Finish	Length [mm]							
Zinc-plated	30							
Zinc-plated	40							
<p>99.263..</p> <table border="1"> <thead> <tr> <th>Finish</th> <th>Tubulars</th> </tr> </thead> <tbody> <tr> <td>Black</td> <td>30X40</td> </tr> <tr> <td>Black</td> <td>40X40</td> </tr> </tbody> </table> <p>Defender® mount art. 94.920 with bushes for double cylinder. For tubulars 30x40 or 40x40 (specify in the order)</p> 	Finish	Tubulars	Black	30X40	Black	40X40	<p>99.297</p> <p>Black</p> <p>Plastic knob for 30401/411 series Package of 10</p> 	<p>99.316</p> <p>Handle square pin mm 8 length 125 mm Package of 10</p>  <p>UNTIL STOCKS LAST</p>
Finish	Tubulars							
Black	30X40							
Black	40X40							
<p>99.264</p> <p>Defender® mounting template suitable for converting double bit locks with 3Dkey Dimensions 136x206x30 mm Package of 1</p>  <p>3Dkey</p>	<p>99.299</p> <p>Nichel-plates</p> <p>Floor striker plate with sprung closure for bars \varnothing 10 mm travel 30 mm Depth 38 mm Package of 10</p> 	<p>99.394</p> <p>Bar shift plate for special locks Package of 1 pairs</p> 						
<p>99.289</p> <p>Brown enamelled</p> <p>Black enamelled</p> <p>Bar clasp for art. 30.426/32.992/32.997 Specify the finish and the article to be installed on Package of 10</p> 	<p>99.312</p> <p>Black</p> <p>Plastic release striker - thickness 2 mm for electric locks levers Package of 10</p> 	<p>99.501</p> <p>Bronze</p> <p>Brass</p> <p>Brass knob with \square 8 mm square for art. 45.750/45.1170/45.1200 Package of 5</p> 						
<p>99.292</p> <p>Brown enamelled</p> <p>Black enamelled</p> <p>Collar for bars 10x20 mm for art. 30.426/20.527 Package of 10</p> 	<p>99.313..</p> <table border="1"> <thead> <tr> <th>Lunghezza [mm]</th> </tr> </thead> <tbody> <tr> <td>45 - 50 - 60 - 70 - 80 - 90 - 100</td> </tr> </tbody> </table> <p>M8 screws for cylinder reinforcement Package of 50</p> 	Lunghezza [mm]	45 - 50 - 60 - 70 - 80 - 90 - 100	<p>99.502</p> <p>Bronze</p> <p>Brass</p> <p>Brass knob with \square 8 mm square spring return for art. 36.255/256/265/266 and series 45, 49, 62 Package of 5</p> 				
Lunghezza [mm]								
45 - 50 - 60 - 70 - 80 - 90 - 100								
<p>99.293..</p> <table border="1"> <thead> <tr> <th>Length [mm]</th> </tr> </thead> <tbody> <tr> <td>40 - 50 - 60 - 70 - 80 - 90 - 100</td> </tr> </tbody> </table> <p>M6 screws for cylinder reinforcement Package of 50</p> 	Length [mm]	40 - 50 - 60 - 70 - 80 - 90 - 100	<p>99.314</p> <p>Zinc-plated</p> <p>External cylinder fastening plate thickness 2.5 mm. Specific for locks art. 85555. Package of 25</p> 	<p>99.520</p> <p>Black</p> <p>Compact handle, with automatic return. Square \square 8 mm</p> 				
Length [mm]								
40 - 50 - 60 - 70 - 80 - 90 - 100								

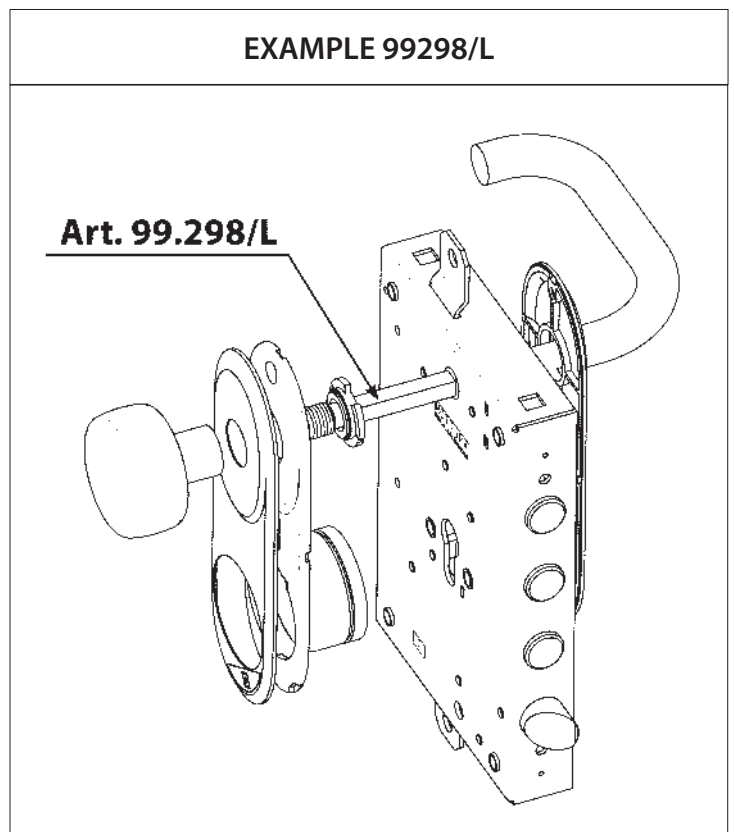
99.521..		
Lunghezza [mm]		
40 - 45 - 50 - 70 - 75 - 85		
Handle expansion square pin mm 8.		
99.522		
Black		
Washer for handle 99520 Diameter 38 mm - thickness 4 mm (11.2 mm hole) for series 37		
99.526		
Zinc-plated		
Square pin 8 mm length 32 mm with plug for series 37 and 47		
99.550		
Black enamelled		
Cover channel for art. 45.1170		
99.551		
Black enamelled		
Cover channel for art. 45.1200		

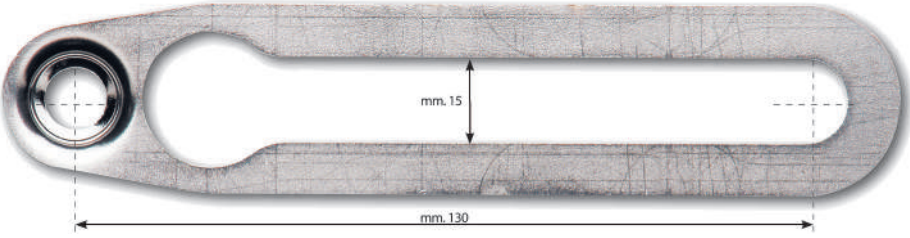

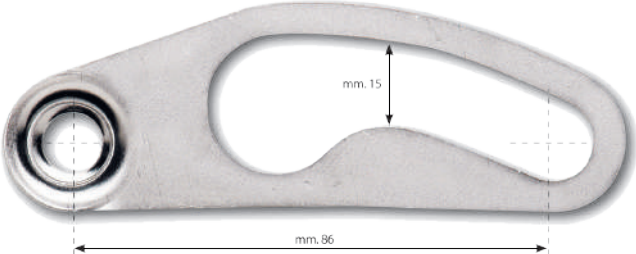

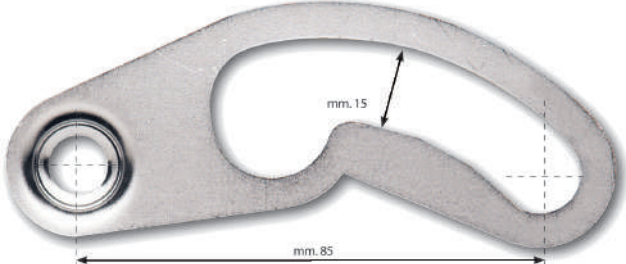

99.635		
Electromagnet for art. 30E10/32 and 85ELE OLD SERIES Power supply: 12V AC. - Transformer 25 VA		
Until stocks last		
99.680		
Electromagnet for art. 72.14ELE - 85.37ELE/97ELE Power supply: 12V AC. - Transformer 25 VA		
99.681		
Electromagnet for art. code 30E10/32 NEW SERIES Power supply: 12V AC. - Transformer 25 VA Specify the left-hand or right-hand version		
99.637		
Micro-switch Kit for series GORILLA® AUTOMATIC (signals the opening of the door). Can be applied on the main device. Maximum switching 3A - 125V AC.		
Until stocks last		
99.641D/S		
Micro-switch Kit for series GORILLA® AUTOMATIC and 87.430/440 (signals the locking of the lock). Can be applied on the lock Maximum switching 3A - 125V AC. Item supplied left-hand or right-hand (specify in the order).		
99.642		
Micro-switch Kit for series GORILLA® AUTOMATIC (signals the opening attempt of the door). Can be applied on the secondary device Maximum switching 3A - 125V AC.		

GRIP - VOLGISTOP

99.100		99.230	
Finish		Finish	
Bronze		Bronze	
<p>Grip pair with 1 pin (the pair comprises 4 pieces: 2 males + 2 females) Package of 25 pairs (50 males + 50 females)</p>		<p>Grip pair with 3 pins (projection 10.5 mm) Dimensions 160 x 20 x 4 mm (the pair comprises 4 pieces: 2 males + 2 females)</p>	
99.200		99.800	
Finish		Finish	
Bronze		Bronze	
<p>Grip pair with 2 pins (projection 10.5 mm) Dimensions 117 x 20 x 4 mm (the pair comprises 4 pieces: 2 males + 2 females)</p>		<p>Volgistop pair patented roller shutter stops (The pair consists of 1 right and 1 left piece) Exhibitor package of 50 pairs</p>	

99.298/L	
Length [mm]	
100 - 115 - 130	
<p>Handle square with M14x1.5 idle knob fitting complete with fixing washer on the escutcheon. Suitable with escutcheons art. 95.166/170/172</p> <p>WARNING! Use handle square when the external knob must not operate the lock.</p>	
99.310	
<p>Fixing washer Suitable with escutcheons art. 95.166/170/172</p>	



<p>99.236</p> <p>Finish Chrome</p> <p>Ambidextrous door half-opening lever</p>	
<p>99.236/A</p> <p>Finish Chrome</p> <p>Door half-opening lever Specify left-hand or right-hand in the order</p>	
<p>99.236/B</p> <p>Finish Chrome</p> <p>Door half-opening lever Specify left-hand or right-hand in the order</p>	
<p>99.236/C</p> <p>Finish Chrome</p> <p>Door half-opening lever Specify left-hand or right-hand in the order</p>	
<p>99.236/E</p> <p>Finish Chrome</p> <p>Door half-opening lever Specify left-hand or right-hand in the order</p>	
<p>99.236/F</p> <p>Finish Chrome</p> <p>Door half-opening lever Specify left-hand or right-hand in the order</p>	


<h2>99.236/G</h2>	
<p>Finish</p>	
<p>Chrome</p>	
<p>Door half-opening lever Specify left-hand or right-hand in the order</p>	
<h2>99.236/H</h2>	
<p>Finish</p>	
<p>Chrome</p>	
<p>Door half-opening lever Specify left-hand or right-hand in the order</p>	
<h2>99.236/L</h2>	
<p>Finish</p>	
<p>Chrome</p>	
<p>Door half-opening lever Specify left-hand or right-hand in the order</p>	

BACKSET INCREASE FOR 52, 54, 84, 85 SERIES




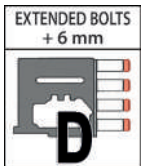
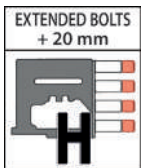
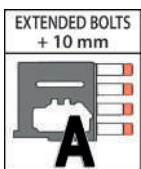
Some articles of the **52,54,84,85** series may be supplied with a 73 mm backset
Contact the manufacturer to determine which articles are available with this option

EXTENDED BOLTS FOR SWITCHLOCKS




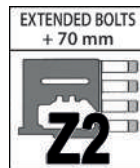
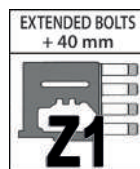
Some switchlocks can be supplied with 40/70 mm extended bolts.
N.B. For a proper functioning of the lock, we recommend to use guide face plates, failing to use them may cause damages to the lock. Contact the manufacturer to determine which articles are available with this option.

EXTENDED BOLTS FOR 52, 54, 84, 85 SERIES



All mortise articles of series **52, 54, 84, 85** can be supplied with 10 mm extended bolts. For longer lengths, contact the company.
N.B. For a proper functioning of the lock, we recommend to use guide face plates, failing to use them may cause damages to the lock.

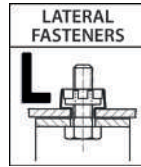
EXTENDED BOLTS FOR 64 SERIES




All articles of the series **64** can be supplied with 40/70 mm elongated bolts
N.B. For a proper functioning of the lock, we recommend to use guide face plates, failing to use them may cause damages to the lock.

WELDED PLATE FOR LATERAL FASTENERS

9839056

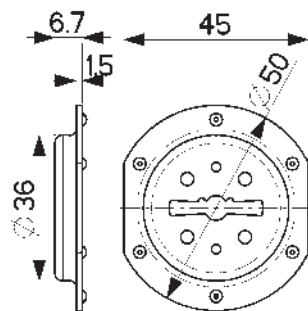


STRIKER PLATES



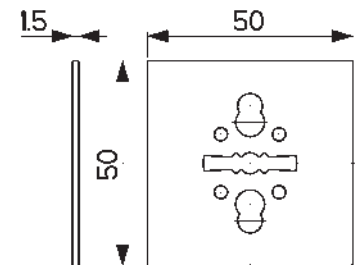
All mortise articles can be supplied with striker plates. For price increase see 94 series (Face and striker plates).

KEYHOLE REINFORCEMENT



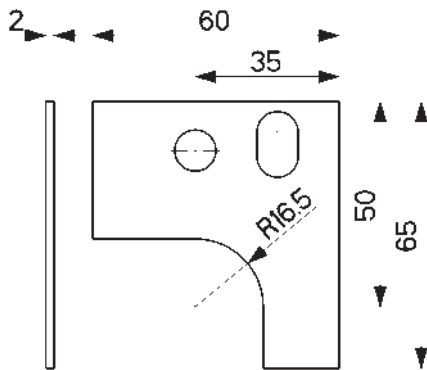
All articles of series 50, 52, 54, 64, and with nucleus can be supplied with keyhole reinforcement in special materials (specify right or left).

KEYHOLE REINFORCEMENT



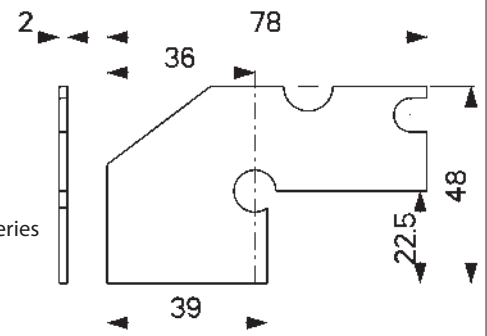
All articles 52 and 54 series can be supplied with external reinforcement in heavy-duty material, fixed around keyhole.

LOCK REINFORCEMENT



All articles 52 and 54 series can be supplied with external reinforcement in heavy-duty material, fixed on the lock cover.

LOCK REINFORCEMENT 9838021



All articles 52 and 54 series can be supplied with external reinforcement in heavy-duty material, fixed on the lock cover.

BUSHING KEY GUIDE



Art. 99.101N

Art. 99.101V5

Art. 99.107

All articles 50, 52, 52J, 54, 54J, 64, 65 series can be supplied with bushing key guide

"Y" TYPE KEY



Some 4-turns articles can be supplied with 1 service key operating latchbolt and two turns and 3 master keys operating 4 turns and latchbolt. (Contact the company)

GENERAL SALES CONDITIONS

Orders. All orders must be sent to our local agents with correct codes and descriptions. Any order sent directly to our main office will be accepted only if transmitted in writing (preferably by fax or mail) with correct codes and descriptions. All orders are subject to approval by Mottura Serrature di Sicurezza SpA.

Articles. All articles listed in the previous price, but not mentioned in this edition, are no longer produced. Any order for these items will be accepted only until we run out of stock. Any variation from the articles in this catalogue is to be considered a special product for which feasibility, minimum quantity, and price must be requested on a case-by-case basis. The supply of special products is subject to approval by Mottura Serrature di Sicurezza SpA, which reserves the right to refuse special requests. **The price for assembly of non-standard locks or components will be established by the company as required, and does not correspond to the price of individual pieces listed in the catalogue. Contact the Company.**

Deliveries. Mottura Serrature S.p.A. undertakes to respect the delivery term agreed with the customer and/or with its own distribution network, according to the requirements of both parts and in any case no later than 90 days after the date of order confirmation.

Transport. Goods travel at the risk of the customer. Carriage is understood to be until roadway, on board of truck. For other types of delivery or in case of special handling, contact the company before ordering.

All products delivered will remain the property of Mottura S.p.A. until the respective invoice is paid in full.

If requested, goods may be shipped by express courier. In this case, the additional cost will be added to the invoice.

Packing. At cost. Special packing will be used as required.

Price change clause. Prices stated in separate price list may be subject to change at the time of shipment if substantial changes in cost elements occur in the interval between acceptance and shipment of the order.

Claims and returns. Returns are not accepted when the contents of the shipment correctly correspond to the order. Claims must be notified within 8 days from the date the goods are received. No returns or replacements of accessories or components of any product will be accepted without prior authorisation.

Payment. Late payments will be subject to application of interest charged at the prime rate plus 3 points.

Warranty. All products produced by Mottura Serrature di Sicurezza S.p.A. are guaranteed against all manufacturing defects for the duration of the period stipulated by applicable Italian legislation from the date of purchase demonstrated in a fiscal receipt. Guarantee claims may only be accepted upon presentation of the fiscal sales receipt, containing the details identifying the product, to technical support personnel.

The guarantee covers the replacement or repair of parts found to have manufacturing defects. The guarantee does not cover transport costs to and from the technical support centre, which remain at the sole expense of the customer.

In the event of a recurring fault of the same cause, or of an unrepairable fault, Mottura Serrature di Sicurezza S.p.A., at its sole discretion, may decide to replace the entire product. The guarantee will continue to cover the replacement product until the expiry of the original contract.

Claims or complaints do not relieve the purchaser of the obligation to pay the invoice in full within the prescribed due date. The guarantee is rendered null and void if ORIGINAL MOTTURA SPARE PARTS, ACCESSORIES or COMPONENTS (including KEYS) are not used and in the event of installations not in compliance with the instructions provided with the product.

The customer is solely responsible for any transport damage in the event of direct shipment, or the sole responsibility of the authorised technician where the product is collected and transported by the technician.

Limited responsibility.

No characteristics or specifications are guaranteed other than those expressly indicated.

The guarantee is rendered null and void if

- locks are not installed correctly and without mechanical impediment;
- locks are not fixed with dedicated devices (bushings, face-plates, side fixing attachments), **the lock must not be welded;**
- after installation, the bars and deviators have no free play (these components must not be fixed);
- any non-original Mottura accessories are used

Sliding parts must be lubricated every six months or if any stiffness is noted, using exclusively lubricants recommended by Mottura Serrature S.p.A.

The guarantee does not cover any damage caused by:

- negligence, carelessness or inappropriate operation
- the failure to protect the lock appropriately before performing any work on the door which may produce debris (welding, drilling of the panels or structure etc.) that could potentially enter the lock
- maintenance performed incorrectly or by unauthorised personnel
- transport without due caution, or any other factors not attributable to manufacturing defects.

Controversies. For controversies, the Court of Turin shall have jurisdiction.

Unless explicitly specified, these products are not suitable for outdoor installations exposed to the weather.

Please contact the manufacturer for any queries.

Mottura Serrature di Sicurezza SpA reserves the right to vary product dimensions, characteristics and finishes at any time and without prior notice.

Mottura Serrature di Sicurezza SpA is not responsible for any consequences deriving from the divulgation on the part of store owners, resellers or third parties, in general, of technical specifications, quality, performance, instructions, applications, recommendations, information and prices which are in any way different, dissimilar or discordant with what is precisely set out in this catalogue.

The finish colours shown on the pictures could be lightly different from reality, because they may change in relation to the photographic and printing procedure.

CHAMPIONS® SECURITY CYLINDERS	
EUROPROFILE SECURITY CYLINDERS	7
CHAMPIONS® C10	16
CHAMPIONS® PRO	17
CHAMPIONS® MODULAR	18
CHAMPIONS® C28PLUS	20
CHAMPIONS® C39	21
CHAMPIONS® CP6	22
CHAMPIONS® C55	23
C3D	24
Security cylinders SILVER SERIES	28
Security half-cylinder SILVER SERIES for locks and padlocks	30
Security cylinders GOLD SERIES	31
Security half-cylinder GOLD SERIES for locks and padlocks	36
Security cylinders PLATINUM SERIES - C55	37
Security half-cylinder PLATINUM SERIES - C55 for locks and padlocks	39
Security cylinders PLATINUM SERIES - C3D	40
Special half-cylinder - Construction half cylinder	44
CHAMPIONS® MODULAR ASSEMBLED	45
CHAMPIONS® MODULAR for ASSEMBLE	47
CYLINDER WITH COGWHEEL CAM	55
KEYS	57
SPECIAL CYLINDERS	61
PADLOCKS	69
MASTER KEY SYSTEMS	71
SPARE PARTS FOR MASTER KEY SYSTEM	79
KNOB	93
MOUNTING TOOLS CUTTERS AND FEELER	95
DEFENDER	99
LOCKS FOR ARMoured DOORS	149
3DKEY® LOCKS	
3D SERIES 3DKEY® LOCKS	155

POWERED ELECTRONIC LOCKS	
SERIE BT BNOVA POWERED ELECTRONIC LOCKS ACCESSORIES	171
SERIE XT XDRIN - ACCESSORIES	191
ELE SERIES ELECTRIC LOCKS	201
SAFES	
10 SERIES - HOKEY CUPBOARD SAFES FOR HOTEL, RESORT, SHIPS	213
11 SERIES HOME SAFES	219
RIM LOCK	
20 SERIES DOUBLE BITTED LOCKS FOR RIM LOCK APPLICATIONS	233
30 SERIES PUMP CYLINDER LOCKS FOR RIM LOCK APPLICATIONS	239
32 SERIES VERTICAL RIM LOCKS	249
32 SERIES PUMP CYLINDER BAR LOCKS	257
34 SERIES LATCHES	263
35 SERIES LOCKS FOR WINGS AND SHUTTERS WITH HOOK-BOLT	273
36 SERIES ASTABLOCK® FOR ARMoured DOORS	277
37 SERIES LATCHES FOR EUROPROFILE CYLINDER	281
38 SERIES RIM LOCKS FOR EUROPROFILE CYLINDERS	289
MORTISE LOCKS	
40 SERIES DOUBLE-BITTED MORTISE LOCKS	295
41 SERIES DOUBLE-BITTED MORTISE LOCKS	305
45 SERIES LOCKS FOR OVERHEAD DOORS AND SHUTTERS	309
47 SERIES LOCKS FOR SLIDING AND SWING DOORS AND WINDOWS	315
47 SERIES LOCKS FOR 30X40 MM AND 40X40 MM TUBULARS	331
48 SERIES MORTISE LOCKS FOR EUROPROFILE CYLINDER	337
DOUBLE BITTED LOCKS	
50 SERIES DOUBLE BITTED LOCKS WITH LATERAL SQUARE HANDLE HOLE	345
52 SERIES DOUBLE BITTED LOCKS	349
52J SERIES RECODABLE DOUBLE-BITTED LOCKS	353
54 SERIES MULTIFUNCTIONAL DOUBLE BITTED LOCKS	359

54 SERIES DOUBLE-BITTED MULTI-SYSTEM LOCKS + EUROPROFILE CYLINDER	367
54J SERIES MULTISYSTEM RECODABLE DOUBLE-BITTED LOCKS	373
64 SERIES SERRABLINDA LOCKS	379
65 SERIES LOCKS FOR SECURITY CABINETS	383
72 SERIES DOUBLE BITTED LOCKS, 25 MM THICKNESS	387
LOCKS FOR EUROPROFILE CYLINDER	
SERIE 82 LOCKS WITH GEAR MECHANISM (NUCLEO) FOR EUROPROFILE CYLINDERS	391
85 SERIES LOCKS FOR EUROPROFILE CYLINDERS	399
SAFETY LOCKS	
86 SERIES - GORILLA AUTOMATIC SAFETY LOCKS WITH PANIC BAR OR WITH EMERGENCY DEVICE ACTIVATED BY HANDLE	417
86 SERIES - GOOUT SAFETY LOCKS WITH PANIC BAR OR WITH EMERGENCY DEVICE ACTIVATED BY HANDLE	425
87 SERIES LOCKS WITH QUICK UNLOCK AND REARM FUNCTION	433
ACCESSORIES	
91 SERIES REPLACEMENT PARTS AND ACCESSORIES LOCKS AND DOORS FOR SAFES PUMP CYLINDERS - GORGE REPLACEMENTS SET OF SPARE KEYS	441
92 SERIES KEYS	457
93 SERIES BAR REPLACEMENTS AND ACCESSORIES	431
94 SERIES REPLACEMENT PARTS AND ACCESSORIES ELECTRIC STRIKER PLATES LOCK PLATES AND STRIKER PLATES PLATES FOR WELDING REINFORCEMENT PLATES IN MANGANESE STEEL	437
ESCUTCHEONS	
95 SERIES ESCUTCHEONS	483
SWITCHLOCKS	
96 SERIES SWITCHLOCKS - SUPPLEMENTAL LOCKS OPENING LIMITERS FOR ARMoured DOORS	497
ACCESSORIES	
99 SERIES OTHER REPLACEMENTS AND ACCESSORIES	515
GENERAL TERMS OF SALES	526

March 2024
**GENERAL
CATALOGUE**



safeguarding your security

Mottura Serrature di Sicurezza S.p.A.
Strada Antica di Francia, 34
10057 Sant'Ambrogio (Torino) Italia
www.mottura.it

COMPANY WITH
MANAGEMENT SYSTEM
CERTIFIED BY DNV
ISO 9001 • ISO 45001

